


**Par Equity LLP**

**LLP registration number SO301563**

**Members' Report and Consolidated Financial Statements**

**For the year ended 31 March 2024**

THURSDAY



\*ADIAQGYA\*

A32

19/12/2024

#227

COMPANIES HOUSE

**PAR EQUITY LLP**  
**Members' Report and Financial Statements**  
**For the year ended 31 March 2024**

<b>Contents</b>	<b>Pages</b>
Members' Report	1 - 3
Independent Auditor's Report to the Members	4 - 7
Consolidated Income Statement	8
Consolidated Statement of Comprehensive Income	9
Consolidated Balance Sheet	10
LLP Balance Sheet	11
Consolidated Reconciliation of Members' Interests	12 – 13
LLP Reconciliation of Members' Interests	14 – 15
Consolidated Statement of Cash Flows	16
Notes to the Financial Statements	17 – 28

## PAR EQUITY LLP

### Members' Report

The members present their annual report and the audited consolidated financial statements of Par Equity LLP (the "LLP") for the year ended 31 March 2024. In these financial statements, the LLP and its subsidiaries are referred to collectively as the "Group". All figures are shown in GBP unless otherwise stated.

#### Principal Activities

The principal activity and core business of the Group is to provide investment management services to investment funds and individual clients. All of the Group's principal activities are undertaken through the LLP's subsidiaries. Par Fund Management Limited is an investment management firm, authorised and regulated by the Financial Conduct Authority. Par Advisers Limited provides board-level advice and support to investee companies within its portfolio in the form of access to the Group's investment team as well as members of the Par Investor Network. Par Equity Holdings Limited is the principal entity for managing the Group and as such incurs most of the Group's expenditure. The function of the LLP is to act as a holding entity and in addition to this it holds a number of proprietary investments in high growth potential companies. As a holding entity, the LLP doesn't conduct significant levels of business in its own right. Its revenues are in the form of expense recoveries from group companies, fees in relation to services to the Group provided by management and, where circumstances warrant, dividend distributions from group companies. It may also realise sale proceeds from the disposal of investments.

#### Key Performance Data - Group

	<b>31 March 2024 £</b>	<b>31 March 2023 £</b>
Turnover	5,123,861	3,945,470
Profit on ordinary activities before taxation and members' remuneration charged as an expense	2,823,145	1,368,012

During the year the Group deployed £27.0 million (2023: £30.9 million) in venture capital investments on behalf of investors and co-investment partners, attracting a further £53.4 million (2023: £48.5 million) in investment into portfolio companies from third parties. The Group's first institutional Venture Fund was launched in August 2023 with commitments of £67m, focusing on investments in the North of the UK. A second close of the fund is planned for February 2025.

Outside venture capital, assets under management within natural capital funds have risen with further investment inflows of £4.0m and appreciation of asset values, whilst the last remaining residential property fund continues its ongoing orderly process of asset disposals as it moves towards the end of its intended life. The Group's EIS Fund and Knowledge Intensive EIS Fund raised £13.3m in capital commitments during the year.

The Group therefore reflects a 30% increase in turnover from the prior year.

Expenditure increased by 32% as the Group continued to improve both its product and service offering as well as its infrastructure. This expenditure is expected to support the Group in accelerating further the growth in its investor base.

#### Future developments

The Venture Fund launched during the current financial year and is targeting a second close in February 2025. A further £5m of commitments were secured into the Group's third natural capital fund post year-end.

Both global events and domestic factors in the UK have generated significant headwinds, but overall the Group faces the future with confidence.

## PAR EQUITY LLP

### Members' Report (continued)

#### Members

The following individuals were the members during the period:

Designated members (as defined by the Limited Liability Partnerships Act 2000):

- Andrew Castell
- Paul Munn

Members:

- Paul Atkinson
- Robert Higginson
- Andrew Noble

#### Members' drawings, division of profits, contributions and repayments

The LLP's drawings policy allows each member to draw a proportion of their profit share throughout the year, with a priority profit share for those members dedicating substantially all of their time to the business. Each equity member is required to subscribe to a capital proportion linked to their share of the profit.

Members' capital is classified as 'Equity' because members do not have unconditional right to repayment of capital.

Profits of the LLP are not automatically divided and become due to members following the discretionary division of profits upon approval of the Financial Statements. Therefore, in the year to which the profits relate they are recognised as 'Equity' within the 'Reconciliation of Members' Interests', and then transferred to 'Loans and other debts due to members' in a subsequent period when the division occurs.

Group profits, other than those that relate to the LLP, are not automatically divided and are subject to discretionary division and are therefore recognised as 'Equity' within the 'Reconciliation of Members' Interests', and then transferred to 'Loans and other debts due to members' in a subsequent period when the division occurs.

#### Principal Risks & Uncertainties

The principal risks to the Group are (i) that its investment performance will fail to satisfy client expectations or (ii) its clients will choose to allocate their assets to other asset classes not catered for by the Group. Either outcome could lead to static or decreased assets under management, reduced turnover, and lower operating profits. The Group does not utilise forward currency contracts to manage its own financial currency risks or other derivative instruments to reduce the volatility of the earnings.

Price risk arises on financial instruments because of changes in, for example, equity prices or foreign exchange rates. The Group maintains investments in a number of private limited companies which are exposed to price risk. This risk exposure is within the Group's risk appetite.

#### Members' Statement as to Disclosure of Information to the Auditor

The designated partners, having made enquiries of fellow members and the LLP's auditor, confirm that:

- to the best of each member's knowledge and belief, there is no information relevant to the preparation of their report of which the LLP's auditor is unaware; and
- each member has taken all the steps a member might reasonably be expected to have taken to be aware of relevant audit information and to establish that the LLP's auditor is aware of that information.

## PAR EQUITY LLP

### Members' Report (continued)

#### Statement of Members' Responsibilities

The members are responsible for preparing the Members' Report and the financial statements in accordance with applicable laws and regulations.

Company law, as applied by The Limited Liability Partnership (Accounts and Audit) (Application of Companies Act 2006) Regulations 2008, requires the members to prepare financial statements each year. Under that regulation the designated partners have elected to prepare the financial statements in accordance with United Kingdom Generally Accepted Accounting Practice (United Kingdom Accounting Standards and applicable law). Under the regulation the designated partners must not approve the accounts unless they are satisfied that they give a true and fair view of the state of affairs of the LLP and the Group and of the profit or loss of the Group for that period. In preparing the accounts, the designated partners are required to:


- select suitable accounting policies and apply them consistently;
- make judgements and estimates that are reasonable and prudent;
- state whether applicable United Kingdom Accounting Standards have been followed, subject to any material departures disclosed and explained in the financial statements; and
- prepare the financial statements on a going concern basis unless it is inappropriate to presume that the LLP will continue in business.

The designated partners are responsible for keeping adequate accounting records that are sufficient to show and explain the LLP's and the Group's transactions and disclose with reasonable accuracy at any time the financial position of the LLP and the Group and to enable them to ensure that the accounts comply with the Limited Liability Partnerships (Accounts and Audit) (Application of Companies Act 2006) Regulations 2008. The designated partners are also responsible for safeguarding the assets of the LLP and the Group and hence for taking reasonable steps for the prevention and detection of fraud and other irregularities.

#### Auditor

Johnston Carmichael LLP were appointed as auditor to the limited liability partnership and in accordance with section 485 of the Companies Act 2006 (as applied by The Limited Liability Partnerships (Accounts and Audit) (Application of Companies Act 2006) Regulations 2008), a resolution proposing that they be re-appointed will be put at a general meeting.

This report was approved by the members on 13 December 2024 and signed on their behalf by:

Signed by:  
  
B3421586AEC845F...

Andrew Castell  
Designated Member

## PAR EQUITY LLP

### Independent auditor's report to the members of Par Equity LLP

#### Opinion

We have audited the financial statements of Par Equity LLP ('the LLP' or 'the parent company') and its subsidiaries ('the group') for the year ended 31 March 2024, which comprise the Consolidated Income Statement, the Consolidated Statement of Comprehensive Income, the Consolidated Balance Sheet, the LLP Balance Sheet, the Consolidated Reconciliation of Members' Interests, the LLP Reconciliation of Members' Interests, the Consolidated Statement of Cash Flows and the Notes to the Financial Statements, including significant accounting policies. The financial reporting framework that has been applied in their preparation is applicable law and United Kingdom Accounting Standards, including Financial Reporting Standard 102 The Financial Reporting Standard applicable in the UK and Republic of Ireland (United Kingdom Generally Accepted Accounting Practice).

In our opinion the financial statements:

- Give a true and fair view of the state of the group's and of the LLP's affairs as at 31 March 2024 and of its profit for the year then ended;
- Have been properly prepared in accordance with United Kingdom Generally Accepted Accounting Practice; and
- Have been prepared in accordance with the requirements of the Companies Act 2006, as applied to limited liability partnerships.

#### Basis for opinion

We conducted our audit in accordance with International Standards on Auditing (UK) (ISAs (UK)) and applicable law. Our responsibilities under those standards are further described in the Auditor Responsibilities for the audit of the Financial Statements section of our report. We are independent of the group and LLP in accordance with the ethical requirements that are relevant to our audit of the Financial Statements in the UK, including the FRC's Ethical Standard, and we have fulfilled our other ethical responsibilities in accordance with these requirements. We believe that the audit evidence we have obtained is sufficient and appropriate to provide a basis for our opinion.

#### Conclusions relating to going concern

In auditing the financial statements, we have concluded that the Members' use of the going concern basis of accounting in the preparation of the financial statements is appropriate.

Based on the work we have performed, we have not identified any material uncertainties relating to events or conditions that, individually or collectively, may cast significant doubt on the group's or LLP's ability to continue as a going concern for a period of at least twelve months from when the financial statements are authorised for issue.

Our responsibilities and the responsibilities of the Members with respect to going concern are described in the relevant sections of this report.

#### Other information

The other information comprises the information included in the Annual Report other than the financial statements and our auditor's report thereon. The Members are responsible for the other information contained within the Annual Report. Our opinion on the financial statements does not cover the other information and, except to the extent otherwise explicitly stated in our report, we do not express any form of assurance conclusion thereon. Our responsibility is to read the other information and, in doing so, consider whether the other information is materially inconsistent with the Financial Statements, or our knowledge obtained in the course of the audit, or otherwise appears to be materially misstated. If we identify such material inconsistencies or apparent material misstatements, we are required to determine whether this gives rise to a material misstatement in the financial statements themselves. If, based on the work we have performed, we conclude that there is a material misstatement of this other information, we are required to report that fact.

We have nothing to report in this regard.

## PAR EQUITY LLP

### Independent auditor's report to the members of Par Equity LLP (continued)

#### Opinions on other matters prescribed by the Companies Act 2006

In our opinion, based on the work undertaken in the course of the audit:

- The information given in the Members' Report for the financial year for which the Financial Statements are prepared is consistent with the Financial Statements; and
- The Members' Report has been prepared in accordance with applicable legal requirements.

#### Matters on which we are required to report by exception

In the light of the knowledge and understanding of the group and the parent company and their environment obtained in the course of the audit, we have not identified material misstatements in the Members' Report.

We have nothing to report in respect of the following matters in relation to which the Companies Act 2006 as applied to limited liability partnerships requires us to report to you if, in our opinion:

- Adequate accounting records have not been kept, or returns adequate for our audit have not been received from branches not visited by us; or
- The financial statements are not in agreement with the accounting records and returns; or
- Certain disclosures of Members' remuneration specified by law are not made; or
- We have not received all the information and explanations we require for our audit.

#### Responsibilities of Members

As explained more fully in the Members' Responsibilities Statement set out on page 3, the Members are responsible for the preparation of the financial statements and for being satisfied that they give a true and fair view, and for such internal control as the Members determine is necessary to enable the preparation of financial statements that are free from material misstatement, whether due to fraud or error.

In preparing the financial statements, the Members are responsible for assessing the group's and LLP's ability to continue as a going concern, disclosing, as applicable, matters related to going concern and using the going concern basis of accounting unless the Members either intend to liquidate the group or the LLP or to cease operations, or have no realistic alternative but to do so.

#### Auditor responsibilities for the audit of the financial statements

Our objectives are to obtain reasonable assurance about whether the financial statements as a whole are free from material misstatement, whether due to fraud or error, and to issue an auditor's report that includes our opinion. Reasonable assurance is a high level of assurance but is not a guarantee that an audit conducted in accordance with ISAs (UK) will always detect a material misstatement when it exists. Misstatements can arise from fraud or error and are considered material if, individually or in the aggregate, they could reasonably be expected to influence the economic decisions of users taken on the basis of these financial statements.

A further description of our responsibilities for the audit of the financial statements is located on the Financial Reporting Council's website at: <http://www.frc.org.uk/auditorsresponsibilities>. This description forms part of our auditor's report.

#### *Extent to which the audit was considered capable of detecting irregularities, including fraud*

Irregularities, including fraud, are instances of non-compliance with laws and regulations. We design procedures in line with our responsibilities, outlined above, to detect material misstatements in respect of irregularities, including fraud. The extent to which our procedures are capable of detecting irregularities, including fraud is detailed below.

We assessed whether the engagement team collectively had the appropriate competence and capabilities to identify or recognise non-compliance with laws and regulations by considering their experience, past performance and support available.

All engagement team members were briefed on relevant identified laws and regulations and potential fraud risks at the planning stage of the audit. Engagement team members were reminded to remain alert to any indications of fraud or non-compliance with laws and regulations throughout the audit.

## PAR EQUITY LLP

### Independent auditor's report to the members of Par Equity LLP (continued)

#### *Extent to which the audit was considered capable of detecting irregularities, including fraud (continued)*

We obtained an understanding of the legal and regulatory frameworks that are applicable to the LLP and the sector in which it operates, focusing on those provisions that had a direct effect on the determination of material amounts and disclosures in the financial statements. The most relevant frameworks we identified include:

- FRS 102;
- Statement of Recommended Practice Accounting by Limited Liability Partnerships;
- Companies Act 2006;
- VAT Legislation; and
- Financial Services Legislation.

We gained an understanding of how the group and the LLP are complying with these laws and regulations by making enquiries of management and those charged with governance. We corroborated these enquiries through our review of relevant correspondence with regulatory bodies and board meeting minutes.

We assessed the susceptibility of the group's and LLP's financial statements to material misstatement, including how fraud might occur, by meeting with management and those charged with governance to understand where it was considered there was susceptibility to fraud. This evaluation also considered how management and those charged with governance were remunerated and whether this provided an incentive for fraudulent activity. We considered the overall control environment and how management and those charged with governance oversee the implementation and operation of controls. In areas of the financial statements where the risks were considered to be higher, we performed procedures to address each identified risk. We identified a heightened fraud risk in relation to:

- Management override of controls;
- Revenue recognition; and
- Unlisted investments valuations.

In addition to the above, the following procedures were performed to provide reasonable assurance that the financial statements were free of material fraud or error:

- Reviewing the level of and reasoning behind the group's and LLP's procurement of legal and professional services;
- Performing audit work procedures over the risk of management override of controls, including unpredictability testing, testing of journal entries and other adjustments for appropriateness, evaluating the business rationale of significant transactions outside the normal course of business and reviewing judgements made by management in their calculation of accounting estimates for potential management bias;
- Completion of appropriate checklists and use of our experience to assess the group's and LLP's compliance with the Companies Act 2006, as applied to limited liability partnerships;
- Performing audit procedures over the valuation of the unlisted investments, including discussions with the valuer, review of the valuation methodology and agreement of the inputs to individual valuations to underlying evidence;
- Agreement of the financial statement disclosures to supporting documentation;
- Performing audit procedures over the accuracy, completeness and occurrence of revenue, including management and arrangement fees by obtaining the fee agreements and drawdown schedules and performing a recalculation of expected fee income, and agreeing a sample to bank statements; and
- Agreement of a sample of administration expenses to invoice and bank to ensure these were accurately recorded.


Our audit procedures were designed to respond to the risk of material misstatements in the financial statements, recognising that the risk of not detecting a material misstatement due to fraud is higher than the risk of not detecting one resulting from error, as fraud may involve intentional concealment, forgery, collusion, omission or misrepresentation. There are inherent limitations in the audit procedures performed and the further removed non-compliance with laws and regulations is from the events and transactions reflected in the financial statements, the less likely we would become aware of it.

**PAR EQUITY LLP**

**Independent auditor's report to the members of Par Equity LLP (continued)**

**Use of our report**

This report is made solely to the LLP's members, as a body, in accordance with Chapter 3 of Part 16 of the Companies Act 2006 as applied to limited liability partnerships. Our audit work has been undertaken so that we might state to the LLP's members those matters we are required to state to them in an auditor's report and for no other purpose. To the fullest extent permitted by law, we do not accept or assume responsibility to anyone other than the LLP and the LLP's members as a body, for our audit work, for this report, or for the opinions we have formed.

DocuSigned by:  
  
2BD66BD1F5F54D5...

**Richard Sutherland (Senior Statutory Auditor)**  
**For and on behalf of Johnston Carmichael LLP**

Date: 13-Dec-2024

**Chartered Accountants**  
**Statutory Auditor**

7-11 Melville Street  
Edinburgh  
EH3 7PE

## PAR EQUITY LLP

Consolidated Income Statement  
For the year ended 31 March 2024

	Note	31 March 2024	31 March 2023
		£	£
<b>Turnover</b>	<b>2</b>	5,123,861	3,945,470
Other operating income		994,050	350,294
Other expenses		(477,320)	(487,350)
Administrative expenses		(3,812,407)	(2,433,992)
<b>Operating profit</b>	<b>3</b>	1,828,184	1,374,422
Interest received		52,134	9,890
Interest and bank charges paid		(24,804)	(24,547)
Realised gain on investments		24,283	7,556
Unrealised gain on revaluation of investments		943,348	691
<b>Profit on ordinary activities before taxation and members' remuneration charged as an expense</b>		2,823,145	1,368,012
Taxation	<b>6</b>	(578,971)	(225,294)
		2,244,174	1,142,718
Members' remuneration charged as an expense		-	(320,625)
Attributable to minority interest		(107,297)	(12,076)
<b>Profit for the financial year available for discretionary division among members</b>		2,136,877	810,017

All amounts are in respect of continuing operations.

*The notes on pages 17 to 28 form part of these financial statements*

**PAR EQUITY LLP**

**Consolidated Statement of Comprehensive Income  
For the year ended 31 March 2024**

	<b>31 March 2024 £</b>	<b>31 March 2023 £</b>
Profit for the financial year available for discretionary division among members	2,136,877	810,017
<b>Total comprehensive income for the year</b>	<u>2,136,877</u>	<u>810,017</u>

*The notes on pages 17 to 28 form part of these financial statements*

## PAR EQUITY LLP

Consolidated Balance Sheet  
at 31 March 2024

	Note	31 March 2024 £	31 March 2023 £
<b>Investments</b>	<b>10</b>	1,929,155	502,480
<b>Tangible fixed assets</b>	<b>9</b>	198,418	39,993
		<u>2,127,573</u>	<u>542,473</u>
<b>Current assets</b>			
Debtors	<b>11</b>	631,063	429,257
Cash at bank		2,418,775	2,347,774
		<u>3,049,838</u>	<u>2,777,031</u>
<b>Creditors: amounts falling due within one year</b>	<b>12</b>	(1,216,022)	(730,721)
<b>Net current assets</b>		1,833,816	2,046,310
<b>Total assets less current liabilities</b>		3,961,389	2,588,783
<b>Creditors: amounts falling due after more than one year</b>	<b>12</b>	(300,000)	(300,000)
<b>Provisions for liabilities and charges</b>	<b>13</b>	(385,397)	(111,526)
		<u>3,275,992</u>	<u>2,177,257</u>
<b>Net assets attributable to members</b>			
<b>Represented by:</b>			
<b>Loans and other debts due to members</b>			
Fair value reserve		37,439	174,584
Other reserves		-	-
		<u>37,439</u>	<u>174,584</u>
<b>Members' other interests</b>			
Members' capital classified as equity		232,500	232,500
Fair value reserve		1,154,588	55,552
Other reserves		1,608,900	1,579,353
		<u>2,995,988</u>	<u>1,867,405</u>
<b>Memorandum of members' total interests</b>			
Loans and other debts to members		37,439	174,584
Members' other interests		2,995,988	1,867,405
		<u>3,033,427</u>	<u>2,041,989</u>
Members' total interests			
Minority Interest		242,565	135,268
		<u>3,275,992</u>	<u>2,177,257</u>
<b>Net assets attributable to members</b>			

The financial statements were approved and authorised for issue by the members on 13 December 2024 and were signed on their behalf by:

Signed by:  
  
 B3421566AECR45F...  
 Andrew Castell  
 Designated Member

LLP registration number: SO301563

The notes on pages 17 to 28 form part of these financial statements

**PAR EQUITY LLP**

**LLP Balance Sheet  
at 31 March 2024**

	Note	31 March 2024 £	31 March 2023 £
<b>Investments</b>	<b>10</b>	215,688	103,441
<b>Tangible fixed assets</b>	<b>9</b>	-	-
		<u>215,688</u>	<u>103,441</u>
<b>Current assets</b>			
Debtors	11	158,195	98,410
Cash at bank		712,674	832,124
		<u>870,869</u>	<u>930,534</u>
<b>Creditors: amounts falling due within one year</b>	<b>12</b>	(91,188)	(107,263)
		<u>779,681</u>	<u>823,271</u>
<b>Net current assets</b>			
		<u>995,369</u>	<u>926,712</u>
<b>Total assets less current liabilities</b>			
<b>Provisions for liabilities and charges</b>	<b>13</b>	(53,977)	(53,977)
		<u>941,392</u>	<u>872,735</u>
<b>Total assets attributable to members</b>			
		<u><u>941,392</u></u>	<u><u>872,735</u></u>
<b>Represented by:</b>			
<b>Loans and other debts due to members</b>			
Fair value reserve		37,439	174,584
Other reserves		-	-
		<u>37,439</u>	<u>174,584</u>
		<u><u>37,439</u></u>	<u><u>174,584</u></u>
<b>Members' other interests</b>			
Members' capital classified as equity		232,500	232,500
Fair value reserve		106,872	(137,145)
Other reserves		564,581	602,796
		<u>903,953</u>	<u>698,151</u>
		<u><u>903,953</u></u>	<u><u>698,151</u></u>
<b>Memorandum of members' total interests</b>			
Loans and other debts to members		37,439	174,584
Members' other interests		903,953	698,151
		<u>941,392</u>	<u>872,735</u>
<b>Members' total interests</b>		<u><u>941,392</u></u>	<u><u>872,735</u></u>

The financial statements were approved and authorised for issue by the members on 13 December 2024 and were signed on their behalf by:

Signed by:  
  
 B3421568AFCB45F...  
 Andrew Castell  
 Designated Member

LLP registration number: SO301563

*The notes on pages 17 to 28 form part of these financial statements*

PAR EQUITY LLP

Consolidated Reconciliation of Members' Interests

	EQUITY				DEBT			Members' Total Interest	Minority Interest	Net assets
	Members' Capital	Fair Value Reserve	Other Reserves	Total	Fair Value Reserve	Other Reserves	Total			
	£	£	£	£	£	£	£	£	£	£
At 1 April 2023	232,500	55,552	1,579,353	1,867,405	174,584	-	174,584	2,041,989	135,268	2,177,257
Transfer following division of prior year profits	-	137,145	(602,796)	(465,651)	(137,145)	602,796	465,651	-	-	-
Profit for the year available for discretionary division among members	-	-	694,246	694,246	-	475,000	475,000	1,169,246	107,297	1,276,543
Distributions	-	-	43	43	-	(1,077,796)	(1,077,796)	(1,077,753)	-	(1,077,753)
Dividend paid	-	-	(67,686)	(67,686)	-	-	-	(67,686)	-	(67,686)
Changes in fair value	-	943,348	-	943,348	-	-	-	943,348	-	943,348
Investment disposal gains	-	-	24,283	24,283	-	-	-	24,283	-	24,283
Realisation of fair value	-	18,543	(18,543)	-	-	-	-	-	-	-
At 31 March 2024	232,500	1,154,588	1,608,900	2,995,988	37,439	-	37,439	3,033,427	242,565	3,275,992
Amounts due from members							-			
Amounts due to members							37,439			
Balance at 31 March 2024							37,439			

Loans and other debts due to members rank equally with debts due to ordinary creditors in the event of a winding up.

The notes on pages 17 to 28 form part of these financial statements

PAR EQUITY LLP

Consolidated Reconciliation of Members' Interests

	EQUITY				DEBT			Members' Total Interest	Minority Interest	Net assets
	Members' Capital	Fair Value Reserve	Other Reserves	Total	Loans and other debts due to members	Fair Value Reserve	Other Reserves			
	£	£	£	£	£	£	£	£	£	£
At 1 April 2022	186,000	74,518	1,654,659	1,915,177	146,933	307,469	454,402	2,369,579	123,192	2,492,771
Transfer following division of prior year profits	-	(27,651)	(682,722)	(710,373)	27,651	682,722	710,373	-	-	-
Profit for the year available for discretionary division among members	-	-	682,991	682,991	-	118,780	118,780	801,771	12,076	813,847
Division of current year profit	-	-	-	-	-	320,625	320,625	320,625	-	320,625
Capital contribution	46,500	-	-	46,500	-	-	-	46,500	-	46,500
Distributions	-	-	-	-	-	(1,429,596)	(1,429,596)	(1,429,596)	-	(1,429,596)
Dividend paid	-	-	(75,135)	(75,135)	-	-	-	(75,135)	-	(75,135)
Changes in fair value	-	691	-	691	-	-	-	691	-	691
Investment disposal gains	-	-	7,554	7,554	-	-	-	7,554	-	7,554
Realisation of fair value	-	7,994	(7,994)	-	-	-	-	-	-	-
At 31 March 2023	232,500	55,552	1,579,353	1,867,405	174,584	-	174,584	2,041,989	135,268	2,177,257

Amounts due from members

Amounts due to members

Balance at 31 March 2023

-  
174,584  
174,584

Loans and other debts due to members rank equally with debts due to ordinary creditors in the event of a winding up.

The notes on pages 17 to 28 form part of these financial statements

PAR EQUITY LLP

LLP Reconciliation of Members' Interests

	EQUITY				DEBT			TOTAL MEMBERS'
	Members' Capital	Fair Value Reserve	Other Reserves	Total	Loans and other debts due to members			INTERESTS
	£	£	£	£	Fair Value Reserve	Other Reserves	Total	Total
					£	£	£	£
At 1 April 2023	232,500	(137,145)	602,796	698,151	174,584	-	174,584	872,735
Transfer following division of prior year profits	-	137,145	(602,796)	(465,651)	(137,145)	602,796	465,651	-
Distributions	-	-	43	43	-	(1,077,796)	(1,077,796)	(1,077,753)
Profit for the year available for discretionary division among members	-	-	558,995	558,995	-	475,000	475,000	1,033,995
Changes in fair value	-	106,872	-	106,872	-	-	-	106,872
Investment disposal gains	-	-	5,543	5,543	-	-	-	5,543
At 31 March 2024	232,500	106,872	564,581	903,953	37,439	-	37,439	941,392

Amounts due from members  
 Amounts due to members

-  
 37,439  
37,439

Loans and other debts due to members rank equally with debts due to ordinary creditors in the event of a winding up.

The notes on pages 17 to 28 form part of these financial statements

**PAR EQUITY LLP**

**LLP Reconciliation of Members' Interests**

	EQUITY Members' Other Interests				DEBT Loans and other debts due to members			TOTAL MEMBERS' INTERESTS
	Members' Capital £	Fair Value Reserve £	Other Reserves £	Total £	Fair Value Reserve £	Other Reserves £	Total £	Total £
At 1 April 2022	186,000	27,651	682,722	896,373	146,933	307,469	454,402	1,350,775
Transfer following division of prior year profits	-	(27,651)	(682,722)	(710,373)	27,651	682,722	710,373	-
Capital introduced	46,500	-	-	46,500	-	-	-	46,500
Distributions	-	-	-	-	-	(1,108,971)	(1,108,971)	(1,108,971)
Profit for the year available for discretionary division among members	-	-	610,615	610,615	-	118,780	118,780	729,395
Changes in fair value	-	(145,140)	-	(145,140)	-	-	-	(145,140)
Investment disposal gains	-	-	176	176	-	-	-	176
Realisation of fair value	-	7,995	(7,995)	-	-	-	-	-
At 31 March 2023	<u>232,500</u>	<u>(137,145)</u>	<u>602,796</u>	<u>698,151</u>	<u>174,584</u>	<u>-</u>	<u>174,584</u>	<u>872,735</u>

Amounts due from members  
Amounts due to members

-  
174,584  
174,584

Loans and other debts due to members rank equally with debts due to ordinary creditors in the event of a winding up.

The notes on pages 17 to 28 form part of these financial statements

## PAR EQUITY LLP

Consolidated Statement of Cash Flows  
For the year ended 31 March 2024

	Notes	31 March 2024 £	31 March 2023 £
<b>Cash flows from operating activities</b>			
Operating profit for the financial year		1,828,184	1,374,423
Adjustments for:			
Tax paid		(318,282)	(424,744)
Depreciation of tangible assets		35,298	18,240
(Increase)/decrease in debtors		(201,806)	113,677
Increase in creditors		458,483	22,461
<b>Net cash inflow from operating activities</b>		<b>1,801,877</b>	<b>1,104,057</b>
<b>Cash flows from investing activities</b>			
Interest received		52,134	9,890
Purchase of tangible fixed assets		(153,725)	(24,082)
Sale of investments proceeds		24,288	7,556
Purchase of investments		(483,330)	(131,186)
<b>Net cash flow from investing activities</b>		<b>(560,633)</b>	<b>(137,822)</b>
<b>Cash flows from financing activities</b>			
Interest paid		(24,804)	(24,547)
Dividend paid to external shareholders		(67,686)	(75,134)
Members' remuneration		-	(320,625)
Capital commitments		-	46,500
Repayment of capital to members		-	-
Drawings paid to members		(1,077,753)	(1,108,971)
<b>Net cash flow from financing activities</b>		<b>(1,170,243)</b>	<b>(1,482,777)</b>
<b>Increase in cash and cash equivalents</b>		<b>71,001</b>	<b>(516,542)</b>
<b>Effect of exchange rates on cash and cash equivalents</b>		<b>-</b>	<b>-</b>
<b>Cash and cash equivalents at 1 April 2023</b>		<b>2,347,774</b>	<b>2,864,316</b>
<b>Cash and cash equivalents at 31 March 2024</b>	<b>1a</b>	<b>2,418,775</b>	<b>2,347,774</b>

Note 1a – Analysis of cash and cash equivalents including changes in net debt

	1 April 2023 £	Cashflows £	Other non- cash changes £	Changes in market value £	31 March 2024 £
Cash at bank	2,347,774	71,001	-	-	2,418,775
<b>Net debt (before members' debt)</b>	<b>2,347,774</b>	<b>71,001</b>	<b>-</b>	<b>-</b>	<b>2,418,775</b>
<i>Loans and other debts due to members</i>					
Other amounts due to members	(174,584)	1,077,796	(1,077,796)	137,145	(37,439)
<b>Net debt</b>	<b>2,173,190</b>	<b>1,148,797</b>	<b>(1,077,796)</b>	<b>137,145</b>	<b>2,381,336</b>

The notes on pages 17 to 28 form part of these financial statements

## PAR EQUITY LLP

### Notes to the Financial Statements for the year ended 31 March 2024

#### 1. Accounting Policies

##### (a) Statement of compliance

Par Equity LLP is a limited liability partnership registered in Scotland. The Registered Office is 3a Dublin Meuse, Edinburgh, EH3 6NW.

The Group's financial statements have been prepared in compliance with FRS 102 as it applies to the financial statements of the Group for the year ended 31 March 2024.

##### (b) Going concern

The members have assessed a period of 12 months from the date of approval of the financial statements and are satisfied that no material uncertainties exist that may cast significant doubt on the ability of the LLP to continue as a going concern. The members have adopted the going concern basis of accounting in preparing the financial statements.

##### (c) Basis of preparation of financial statements

The financial statements have been prepared under the historical cost convention unless otherwise specified within these accounting policies and in accordance with Financial Reporting Standard 102, the Financial Reporting Standard applicable in the UK and the Republic of Ireland and the Companies Act 2006 and the requirements of the Statement of Recommended Practice "Accounting by Limited Liability Partnerships" (SORP) issued in December 2022.

The financial statements are prepared in sterling, which is the functional currency of the company.

Monetary amounts in these financial statements are rounded to the nearest £.

The preparation of financial statements in compliance with FRS 102 requires the use of certain critical accounting estimates. It also requires management to exercise judgment in applying the LLP's accounting policies (see note 1(h)).

##### (d) Basis of consolidation

The Group financial statements consolidate the accounts of the LLP and its subsidiary undertakings and the LLP has taken advantage of the exemption contained within Section 408 of the Companies Act 2006 not to present its own profit and loss account.

Subsidiaries are consolidated from the date of their acquisition, being the date on which the Group obtains control and continue to be consolidated until the date that such control ceases. Control comprises the power to govern the financial and operating policies of the investee so as to obtain benefit from its activities.

In the LLP's financial statements, investments in subsidiaries are accounted for at cost less impairment.

##### (e) Turnover

Turnover shown in the profit and loss account represents revenue earned by the Group during the period, exclusive of value added tax. Investment Fund fee income is based on a percentage of assets under management and accrued for the period to which it relates. Arrangement fees and performance fees are based on agreed fee rates applied to capital deployed or sales proceeds received. They are recognised in the period in which the transaction occurred together with any transaction specific recharges and associated expenditure. Monitoring fee income charged by the Group to portfolio companies is at an agreed fee rate often linked to the amount of capital deployed and is also accrued for the period to which it relates.

##### (f) Taxation

A provision has been included for taxation in the financial statements in respect of tax payable by the subsidiary companies. No provision has been made for taxation in respect of Par Equity LLP. Each member is individually liable for any tax liabilities arising out of their interest in the LLP. Tax is assessed on the individual members and not on the LLP.

## PAR EQUITY LLP

### Notes to the Financial Statements for the year ended 31 March 2024 (continued)

#### 1. Accounting Policies (continued)

##### (g) Deferred taxation

Deferred tax liabilities are generally recognised for all timing differences and deferred tax assets are recognised to the extent that it is probable that they will be recovered against the reversal of deferred tax liabilities or other future taxable profits. Such assets and liabilities are not recognised if the timing difference arises from goodwill or from the initial recognition of other assets and liabilities in a transaction that affects neither the tax profit nor the accounting profit.

The carrying amount of deferred tax assets is reviewed at each reporting end date and reduced to the extent that it is no longer probable that sufficient taxable profits will be available to allow all or part of the asset to be recovered. Deferred tax is calculated at the tax rates that are expected to apply in the period when the liability is settled or the asset is realised. Deferred tax is charged or credited in the profit and loss account, except when it relates to items charged or credited directly to equity, in which case the deferred tax is also dealt with in equity. Deferred tax assets and liabilities are offset when the entity has a legally enforceable right to offset current tax assets and liabilities and the deferred tax assets and liabilities relate to taxes levied by the same tax authority.

##### (h) Significant judgements and estimates

The preparation of the financial statements requires management to make judgements, estimates and assumptions that affect the amounts reported for assets and liabilities as at the balance sheet date and the amounts reported for revenues and expenses during the year. However, the nature of estimation means that actual outcomes could differ from those estimates.

The estimates and assumptions that have a significant risk of causing a material adjustment to the carrying amounts of assets and liabilities within the next financial year is the fair value of investments. The Group holds equity and debt instruments that are not quoted in active markets. The Group's accounting policy on fair value measurements is outlined in the investments accounting policy below.

##### (i) Tangible fixed assets

Tangible fixed assets are stated at cost less accumulated depreciation and accumulated impairment losses. Such costs include costs directly attributable to making the asset capable of operating as intended.

Depreciation is provided on all tangible fixed assets at rates calculated to write off the cost, less estimated residual value, of each asset on a straight line basis over its expected useful life of 3-10 years.

De minimis amounts of expenditure on fixed assets are depreciated in full in the month of addition.

The carrying values of tangible fixed assets are reviewed for impairment when events or changes in circumstances indicate the carrying value may not be recoverable.

##### (j) Investments

Investments in portfolio companies are stated at fair value, which is calculated in line with Par Equity's venture capital portfolio valuation policy and is based on the principles of the International Private Equity and Venture Capital ("IPEV") Valuation Guidelines. Any gain or loss on valuation is recognised in the statement of comprehensive income for the year.

Investments in subsidiary undertakings are stated at cost less impairment.

## PAR EQUITY LLP

### Notes to the Financial Statements for the year ended 31 March 2024 (continued)

#### 1. Accounting Policies (continued)

**(k) Cash and cash equivalents**

Cash and cash equivalents in the balance sheet and statement of cash flows comprise cash at banks and short term deposits with an original maturity date of three months or less.

**(l) Short-term debtors and creditors**

Debtors and creditors with no stated interest rate and receivable or payable within one year are recorded at transaction price. Any losses arising from impairment are recognised in the income statement in other operating expenses.

**(m) Foreign currency**

Foreign currency transactions are translated to the Group's functional currency at the rate of exchange prevailing at the date of the transaction. Monetary assets and liabilities denominated in foreign currencies are retranslated at the rate of exchange prevailing at the balance sheet date, and any differences arising are taken to the income statement.

Assets and liabilities of subsidiaries are denominated in foreign currencies and translated into functional currency at the rate of exchange prevailing at the balance sheet date. Revenue and expense items of such subsidiaries are translated at the average monthly exchange rate during the year. The resulting exchange differences are recognised in the statement of comprehensive income.

**(n) Members' participating interests**

Members' participation rights are the rights of a member against the LLP that arise under the members' agreement (for example, in respect of amounts subscribed or otherwise contributed remuneration and profits).

Members' participation rights in the earnings or assets of the LLP are analysed between those that are, from the LLP's perspective, either a financial liability or equity, in accordance with section 22 of FRS 102. A member's participation rights including amounts subscribed or otherwise contributed by members, for example members' capital, are classed as liabilities unless the LLP has an unconditional right to refuse payment to members, in which case they are classified as equity.

All amounts due to members that are classified as liabilities are presented within 'Loans and other debt due to members' and, where such an amount relates to current year profits, they are recognised within 'Members' remuneration charged as expense' in arriving at the relevant year's result.

Where there exists an asset and liability component in respect of an individual member's participation rights, they are presented on a gross basis unless the LLP has both a legally enforceable right to set off the recognised amounts, and it intends either to settle on a net basis or to settle and realise these amounts simultaneously, in which case they are presented net.

Other amounts applied to members, for example remuneration paid under an employment contract and interest on capital balances, are treated in the same way as all other divisions of profits, as described above, according to whether the LLP has, in each case, an unconditional right to refuse payment. Amounts payable to members under employment contracts and unavoidable interest on members capital are charged to "members remuneration charged as an expense" in the relevant year.

**(o) Leases**

Rentals paid under the operating leases are charged to the income statement on a straight-line basis over the term of the lease. Lease incentives are recognised over the lease term on a straight line basis.

**PAR EQUITY LLP**

**Notes to the Financial Statements  
for the year ended 31 March 2024 (continued)**

**2. Turnover**

The whole of the turnover is attributable to the principal activity of the Group. The Group's total turnover arose in the UK.

**3. Operating profit**

This is stated after charging

	<b>31 March 2024</b>	<b>31 March 2023</b>
	<b>£</b>	<b>£</b>
Auditor's remuneration – audit	106,500	80,657
Depreciation of tangible fixed assets	35,298	18,240
Operating lease rentals – land and buildings	50,353	46,874
Operating lease rentals – other	6,963	3,386

**4. Staff costs – Group**

	<b>31 March 2024</b>	<b>31 March 2023</b>
	<b>£</b>	<b>£</b>
Employment costs comprise:		
Salaries and bonuses	1,269,320	1,283,978
Pension costs	79,912	59,704
Social security and other costs	179,344	167,238
	<u>1,528,576</u>	<u>1,510,920</u>

The average number of employees during the period, calculated on a month-by-month basis was 17 (31 March 2023: 17).

**5. Information in relation to members**

	<b>31 March 2024</b>	<b>31 March 2023</b>
The average number of members during the period was	<u>5</u>	<u>5</u>

**PAR EQUITY LLP**

**Notes to the Financial Statements  
for the year ended 31 March 2024 (continued)**

**6. Taxation**

	<b>31 March 2024 £</b>	<b>31 March 2023 £</b>
The Group tax charge is made up as follows:		
UK taxation	345,100	186,070
Deferred tax	233,871	39,224
Total current tax charge for the year	<u>578,971</u>	<u>225,294</u>
Profit on ordinary activities before tax	<u>2,823,145</u>	<u>1,047,387</u>
Profit multiplied by standard tax rate of 25% (2023: 19%)	705,787	199,004
Effects of:		
Adjustment to tax charge in respect of previous periods	-	48
Expenses not deductible for tax purposes	(191,180)	(18,305)
Income not allowable for tax purposes	(16,003)	(5,930)
Fixed asset differences	698	(1,373)
LLP profit attributable to members	(136,603)	12,457
Chargeable gains	216,272	28,359
Remeasurement of deferred tax to average of 25%	-	8,902
Movement in deferred tax not recognised	-	2,132
Current tax charge for the year	<u>578,971</u>	<u>225,294</u>

**7. Consolidated profit**

The consolidated profit for the period before drawings amounted to £2,136,877 (31 March 2023: £810,017).

**8. Profit attributable to members of the LLP**

The profit dealt with in the financial statements of the LLP is £1,146,410 (31 March 2023: £584,432).

**PAR EQUITY LLP**

**Notes to the Financial Statements  
for the year ended 31 March 2024 (continued)**

**9. Tangible fixed assets**

<b>Group</b>	<b>Office Equipment £</b>	<b>Furniture £</b>	<b>Tenant Improvements £</b>	<b>Total £</b>
<b><u>Cost</u></b>				
At 1 April 2023	140,727	10,967	-	151,694
Additions	29,475	15,336	148,914	193,725
Disposals	(12,432)	(4,380)	-	(16,812)
At 31 March 2024	<u>157,770</u>	<u>21,923</u>	<u>148,914</u>	<u>328,607</u>
<b><u>Depreciation</u></b>				
At 1 April 2023	(103,386)	(8,316)	-	(111,702)
Charge for the year	(24,021)	(722)	(10,555)	(35,298)
Disposals	12,432	4,379	-	16,811
As at 31 March 2024	<u>(114,975)</u>	<u>(4,659)</u>	<u>(10,555)</u>	<u>(130,189)</u>
Net book value at 31 March 2024	<u>42,795</u>	<u>17,264</u>	<u>138,359</u>	<u>198,418</u>
Net book value at 1 April 2023	<u>37,341</u>	<u>2,651</u>	<u>-</u>	<u>39,992</u>
<b><u>LLP</u></b>				
<b><u>Cost</u></b>				
At 1 April 2023	-	4,379	-	4,379
Disposals	-	(4,379)	-	(4,379)
At 31 March 2024	<u>-</u>	<u>-</u>	<u>-</u>	<u>-</u>
<b><u>Depreciation</u></b>				
At 1 April 2023	-	(4,379)	-	(4,379)
Disposals	-	4,379	-	4,379
At 31 March 2024	<u>-</u>	<u>-</u>	<u>-</u>	<u>-</u>
Net book value at 31 March 2024	<u>-</u>	<u>-</u>	<u>-</u>	<u>-</u>
Net book value at 1 April 2023	<u>-</u>	<u>-</u>	<u>-</u>	<u>-</u>

**PAR EQUITY LLP**

**Notes to the Financial Statements  
for the year ended 31 March 2024 (continued)**

**10. Fixed asset investments in portfolio companies and subsidiary undertakings**

	Investments in Equities £	Investment in Subsidiary Undertakings £	Total £
<b>Group</b>			
At 1 April 2022	370,608	-	370,608
Additions	131,186	-	131,186
Changes in fair value	686	-	686
	<u>502,480</u>	<u>-</u>	<u>502,480</u>
As at 1 April 2023	502,480	-	502,480
Additions	483,330	-	483,330
Changes in fair value	943,345	-	943,345
	<u>1,929,155</u>	<u>-</u>	<u>1,929,155</u>
As at 31 March 2024	<u>1,929,155</u>	<u>-</u>	<u>1,929,155</u>
	Investments in Equities £	Investment in Subsidiary Undertakings £	Total £
<b>LLP</b>			
At 1 April 2022	247,581	1,000	248,581
Additions	-	-	-
Disposals	-	-	-
Changes in fair value	(145,140)	-	(145,140)
	<u>102,441</u>	<u>1,000</u>	<u>103,441</u>
As at 1 April 2023	102,441	1,000	103,441
Additions	5,375	-	5,375
Changes in fair value	106,872	-	106,872
	<u>214,688</u>	<u>1,000</u>	<u>215,688</u>
As at 31 March 2024	<u>214,688</u>	<u>1,000</u>	<u>215,688</u>

Investments in subsidiaries are not listed and are held at cost less impairment.

**PAR EQUITY LLP**

**Notes to the Financial Statements  
for the year ended 31 March 2024 (continued)**

**10. Fixed asset investments in portfolio companies and subsidiary undertakings (continued)**

Subsidiary undertakings within the group:

<b>Name of Company</b>	<b>Class of Share</b>	<b>% of Class Held *</b>	<b>Nature of Business</b>
Par Equity Holdings Limited	Ordinary	89.6%	Intermediate holding company
Par Fund Management Limited	Ordinary	100%	Investment management
Par Advisers Limited	Ordinary	100%	Business advisory, management consultancy and employment agency services
Par Innovation Fund I (General Partner) Limited	Ordinary	100%	General partner of Par Innovation Fund I LP
Par Property III GP Limited	Ordinary	100%	General partner of Par Residential Investments III LP
Par Forestry (General Partner) Limited	Ordinary	100%	General partner of Par Forestry Partners LP
Par Forestry (GP) III Limited	Ordinary	100%	Designated member of Par Forestry (General Partner) III LLP
Par Forestry (General Partner) III LLP	N/A	100%	General partner of Par Forestry III LP
Par Forestry (General Partner) IV Limited	Ordinary	100%	General partner of Par Forestry IV LP
Par Syndicate Limited	Ordinary	Limited by Guarantee	Management consultancy
Par Equity Ventures (General Partner) I LLP	N/A	100%	General partner of Par Equity Ventures I LP
Par Equity Ventures Founder (General Partner) I LLP	N/A	100%	General partner of Par Equity Ventures Founder I LP
Par Equity (US) Management LLC	-	-	Dormant

\* The percentage given under “% of Class Held” is the percentage held by the immediate parent company. Par Equity Holdings Limited is the immediate parent of all the other subsidiaries. Par Equity LLP therefore controls 89.6% of the share capital of all the above subsidiaries. On 1 August 2023, Par Syndicate Limited fully disposed of its interest in Par Nominees Limited through the transfer of its one remaining share to Kin Capital Partners LLC.

Each subsidiary undertaking trades from and has its registered office at 3a Dublin Meuse, Edinburgh EH3 6NW with the exception of Par Equity (US) Management LLC which is registered in the United States of America and has no share capital.

## PAR EQUITY LLP

Notes to the Financial Statements  
for the year ended 31 March 2024 (continued)

## 11. Debtors

	Group		LLP	
	31 March 2024 £	31 March 2023 £	31 March 2024 £	31 March 2023 £
Trade debtors	493,092	249,533	-	-
Prepayments and accrued income	85,145	147,047	3,284	38,020
Amount due from related undertakings	-	-	144,911	50,390
Other debtors	52,826	32,677	10,000	10,000
	<u>631,063</u>	<u>429,257</u>	<u>158,195</u>	<u>98,410</u>

## 12. Creditors

	Group		LLP	
	31 March 2024 £	31 March 2023 £	31 March 2024 £	31 March 2023 £
Amounts due within one year				
Trade creditors	199,750	98,523	9,581	38,116
Other creditors	110,775	81,972	51,123	49,846
Other taxes and social security costs	346,364	274,404	9,552	3,776
Accruals and deferred income	443,666	187,173	20,932	15,525
Corporation tax	115,467	88,649	-	-
	<u>1,216,022</u>	<u>730,721</u>	<u>91,188</u>	<u>107,263</u>

	Group		LLP	
	31 March 2024 £	31 March 2023 £	31 March 2024 £	31 March 2023 £
Amounts due after one year				
Subordinated loan note	300,000	300,000	-	-
	<u>300,000</u>	<u>300,000</u>	<u>-</u>	<u>-</u>

Subordinated loan notes comprise of £300,000 of 8% fixed rate unsecured subordinated loan notes due 2030. Unless redeemed, the earliest repayment of the notes is 30 June 2030.

**PAR EQUITY LLP**

**Notes to the Financial Statements  
for the year ended 31 March 2024 (continued)**

**13. Provisions for liabilities**

	Deferred Tax (Note 14) £	Dilapidations (Note 15) £	Other provisions £	Total £
<b>Group</b>				
As at 1 April 2023	57,549	-	53,977	111,526
Charged to income statement	233,871	-	-	233,871
Increase in provision	-	40,000	-	40,000
As at 31 March 2024	291,420	40,000	53,977	385,397
	=====	=====	=====	=====
	Deferred Tax (Note 14) £	Dilapidations (Note 15) £	Other provisions £	Total £
<b>LLP</b>				
As at 1 April 2023 and 31 March 2024	-	-	53,977	53,977
	=====	=====	=====	=====

Other Provisions relate to future payments in connection with proprietary investments.

**14. Deferred taxation**

The following are the deferred tax liabilities recognised by the Group and movements thereon:

	Liabilities 2024 £	Liabilities 2023 £
<b>Balances:</b>		
Fixed asset timing difference	291,420	57,549
	291,420	57,549
	=====	=====
<b>Movements in the year:</b>		2024 £
Liability at 1 April 2023		57,549
Charge to statement of income and retained earnings		233,871
Liability at 31 March 2024		291,420
		=====

## PAR EQUITY LLP

### Notes to the Financial Statements for the year ended 31 March 2024 (continued)

#### 15. Dilapidations

As part of the Group's property leasing arrangements there is an obligation to reinstate the property to the state, condition and form it was in prior to the carrying out of any works. An office refurbishment was carried out during the year including some internal structural changes therefore a provision has been raised for the costs of reinstating the property to its previous condition.

	Liabilities 31 March 2024 £	Liabilities 31 March 2023 £
<b>Balances:</b>		
Dilapidations in relation to tenant improvements	40,000	-
	40,000	-
	40,000	-

#### 16. Financial Commitments

Total rentals payable under non-cancellable operating leases are as follows:

##### Land and buildings (group and LLP)

	Group		LLP	
	31 March 2024 £	31 March 2023 £	31 March 2024 £	31 March 2023 £
No later than one year	68,190	48,000	-	-
Later than one year and no later than five years	116,480	160,000	-	-
Later than five years	-	-	-	-
	184,670	208,000	-	-
	184,670	208,000	-	-

##### Other (group and LLP)

	Group		LLP	
	31 March 2024 £	31 March 2023 £	31 March 2024 £	31 March 2023 £
No later than one year	4,078	7,272	-	-
Later than one year and no later than five years	7,470	4,768	-	-
Later than five years	-	-	-	-
	11,548	12,040	-	-
	11,548	12,040	-	-

#### 17. Related Party Transactions

Balances and transactions between the LLP and its subsidiary Par Equity Holdings Limited, which is a related party of the LLP, have been eliminated on consolidation and are not disclosed in this note.

All members who have authority and responsibility for planning, directing and controlling the activities of the Group are considered to be key management personnel. Total remuneration in respect of these individuals during the period was £29,691 (2023: £412,734).

**PAR EQUITY LLP**

**Notes to the Financial Statements  
for the year ended 31 March 2024 (continued)**

**18. Financial Instruments**

	<b>Group</b>		<b>LLP</b>	
	<b>31 March 2024</b>	<b>31 March 2023</b>	<b>31 March 2024</b>	<b>31 March 2023</b>
	<b>£</b>	<b>£</b>	<b>£</b>	<b>£</b>
Financial assets held at fair value	1,929,155	502,480	214,688	102,441

Financial assets measured at fair value comprise investments in portfolio companies.

**19. Post balance sheet events**

Post year-end on 20 September 2024, one of the unlisted investments held by the LLP was sold. The offer to purchase the company was received pre year-end and therefore the uplift in value as a result of the sale has been reflected in these financial statements.