

Registered No: 06624632

Hydreco Hydraulics Limited

Report and Financial Statements

31 December 2022



Hydreco Hydraulics Limited

Registered No: 06624632

Company Information

Directors

K J McColl
I J Spruce
R Sibley

Auditors

Hamlyns Limited
Sundial House
High Street
Horsell
Woking
GU21 4SU

Bankers

HSBC Bank plc
12a North Street
Guildford
GU1 4AF

Registered office

32 Factory Road
Poole
Dorset
BH16 5SL

Strategic Report

The directors present their strategic report for the year ended 31 December 2022.

Principal activities and review of the business

The company's principal activities during the year continued to be the design and supply of hydraulic pumps, valves, steering units and related products. The key financial and other performance indicators for the year were as follows:

	2022	2021
Turnover (£000)	10,164	8,971
Gross profit percentage	17.8%	17.0%
Operating profit before amortisation and exceptional items (£000)	455	294
Average number of employees	34	32

The company's orders and revenue recovered well in this reporting period following the relaxation of pandemic restrictions. Order Intake was however affected in the second half of the year, due to supply chain constraints affecting the off road sector in particular. Meanwhile the defence sector saw significant increase in one product group for light armoured vehicles set against a reduction in main battle tank. The latter was due to the fact that the authority transferred all manufacturing to Hydreco, but as part of the exit of the second party, all residual stock was issued, reducing the Hydreco proportion. This will be remedied in coming years.

2022 saw the UK business further invest in infrastructure in the Poole facility. Further works included a new staff canteen and kitchen to support the growing workforce servicing the award of several new contracts in preparation for increased throughput. The company invested a total of £202,000 in capital expenditure on plant, machinery and in particular, an upgraded mains power supply to include a new sub-station, in lieu of a diesel generator, to expand capability and capacity in the defence arena.

The business model is a flexible, low overhead structure concentrating on maximum leverage of the company's intellectual property. Most of the supply chain is outsourced but a small amount of manufacturing takes place in house. Items manufactured by the company have minimal environmental impact. Manufacturing processes which have potential environmental impact are regularly monitored to ensure compliance with statutory requirements and are continuously reviewed within the environmental health and safety policy and action plans. The company bears its environmental responsibilities in mind as part of its decision-making process.

Strategic Report (Continued)

Key performance indicators

Turnover increased by 13% from the prior year, led by strong demand to fulfil orders within the off-road sector, in the first half and significant increases on the light armoured vehicle applications. The resultant product mix was consequently biased towards higher margin products, which in the absence of higher core content, derived an operating profit of £455,000 at 4.5% of turnover. Whilst this result improved upon last year's, significant higher transport, energy and material costs reduced expected overall margins, but remains a strong performance indicator.

Subsequent events and Future developments

The company continued the marketing and sales of complimentary group product, specifically small displacement aluminium pumps and valves for new customers in the on-road and agriculture sectors. This activity is being supported by an increased design capability, allowing the company to improve levels of New Product Development and expansion into new revenue streams, to include distributor channels. Further shopfloor improvements and efficiency gains are currently in progress.

Principal risks and uncertainties

The principal risks and uncertainties facing the company are credit, liquidity and cash flow risks; all encompassed as financial risk.

The directors also consider market conditions and competitors to be risks to the company. These are managed through the day-to-day management of the company and through the product development program. This risk is being managed by the focus on growth in the defence sector.

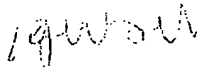
Financial risk management objectives and policies

Credit risk is the risk that one party to a financial instrument will cause a financial loss for that other party by failing to discharge an obligation. Company policies are aimed at minimising such losses and require that credit terms are only granted to customers who demonstrate an appropriate payment history and satisfy credit worthiness procedures.

Liquidity risk is the risk that an entity will encounter difficulty in meeting obligations associated with financial liabilities. The company aims to mitigate liquidity risk by managing cash generation and tracking against forecast targets. The company is structured such that it has good control over its working capital components.

Cash flow risk is the risk of exposure to variability in cash flows that is attributable to a particular risk associated with a recognised asset or liability.

On behalf of the Board



K J McColl
Director

Date 15/06/23

Directors' Report (Continued)

The directors present their report and financial statements for the year ended 31 December 2022.

Results and dividends

The profit for the year, after taxation, amounted to £460,000 (2021: £63,000). The directors do not recommend the payment of a dividend.

Directors

The directors who served the company during the year were as follows:

K J McColl

I J Spruce

R Sibley Appointed on 20 May 2022

Going Concern

The financial statements have been prepared on the going concern basis. Significant growth from new contracts provides a good measure of the ability to achieve the forecast profitability. Brexit is having only a minimal impact on the company's profitability and margins. The directors have updated existing forecasts for the business, including downside scenarios, and believe the company has adequate working capital resources to enable it to continue operations for the foreseeable future.

Disclosure of information to the auditors

So far as each person who was a director at the date of approving this report is aware, there is no relevant audit information, being information needed by the auditor in connection with preparing its report, of which the auditor is unaware. Having made enquiries of fellow directors and the company's auditor, each director has taken all the steps that he/she is obliged to take as a director in order to make himself/herself are of any relevant audit information and to establish that the auditor is aware of that information.

Research and Development


With over 100 years' of hydraulics experience, engineering excellence is at the core of the company. Their product range is geared towards offering the best possible solution for many applications within construction, earth moving, transport, industrial, materials handling, and many more. Aided by the consistent development of innovative technologies, the company's products have evolved, leading to a range of some of the highest quality products available in the marketplace. As such, the business has placed itself in a position to respond to a wide range of hydraulic needs, and must continue to expand its portfolio as well as improve on its existing offering. To keep their position within the market, the company has set up a team dedicated to research and development, allowing ambitious projects to be undertaken and fulfilled, beyond the industry standard.

Directors' Report (Continued)

Auditors

Pursuant to the company's articles of association, the company will propose the reappointment of Hamlyns Limited as the company's auditors at its Annual General Meeting in accordance with s.485 of the Companies Act 2006.

On behalf of the Board



K J McColl
Director

Date: 15/06/23

Registered No. 06624632

Statement of directors' responsibilities in respect of the financial statements

The directors are responsible for preparing the Strategic Report, the Directors' Report and the financial statements in accordance with applicable law and regulations.

Company law requires the directors to prepare financial statements for each financial year. Under that law the directors have elected to prepare the financial statements in accordance with United Kingdom Generally Accepted Accounting Practice (United Kingdom Accounting Standards and applicable law). Under company law the directors must not approve the financial statements unless they are satisfied that they give a true and fair view of the state of affairs of the company and the profit or loss of the company for that period.

In preparing these financial statements, the directors are required to:

- select suitable accounting policies and then apply them consistently;
- make judgments and accounting estimates that are reasonable and prudent;
- state whether applicable UK Accounting Standards have been followed, subject to any material departures disclosed and explained in the financial statements;
- prepare the financial statements on the going concern basis unless it is inappropriate to presume that the company will continue in business.

The directors are responsible for keeping adequate accounting records that are sufficient to show and explain the company's transactions and disclose with reasonable accuracy at any time the financial position of the company and enable them to ensure that the financial statements comply with the Companies Act 2006. They are also responsible for safeguarding the assets of the company and hence for taking reasonable steps for the prevention and detection of fraud and other irregularities

Independent auditors' report

to the members of Hydreco Hydraulics Limited

Opinion

We have audited the financial statements of Hydreco Hydraulics Limited (the 'company') for the year ended 31 December 2022 which comprise the Income Statement, Balance Sheet, Statement of Changes in Equity and Notes to the Financial Statements, including a summary of significant accounting policies. The financial reporting framework that has been applied in their preparation is applicable law and United Kingdom Accounting Standards, including Financial Reporting Standard 101 'Reduced Disclosure Framework' (United Kingdom Generally Accepted Accounting Practice).

In our opinion the financial statements:

- give a true and fair view of the state of the company's affairs as at 31 December 2022 and of its profit for the year then ended;
- have been properly prepared in accordance with United Kingdom Generally Accepted Accounting Practice; and
- have been prepared in accordance with the requirements of the Companies Act 2006.

Basis for opinion

We conducted our audit in accordance with International Standards on Auditing (UK) (ISAs (UK)) and applicable law. Our responsibilities under those standards are further described in the Auditor responsibilities for the audit of the financial statements section of our report. We are independent of the company in accordance with the ethical requirements that are relevant to our audit of the financial statements in the UK, including the FRC's Ethical Standard, and we have fulfilled our other ethical responsibilities in accordance with these requirements. We believe that the audit evidence we have obtained is sufficient and appropriate to provide a basis for our opinion.

Conclusions relating to going concern

In auditing the financial statements, we have concluded that the directors' use of the going concern basis of accounting in the preparation of the financial statements is appropriate.

Based on the work we have performed, we have not identified any material uncertainties relating to events or conditions that, individually or collectively, may cast significant doubt on the company's ability to continue as a going concern for a period of at least twelve months from when the financial statements are authorised for issue.

Our responsibilities and the responsibilities of the directors with respect to going concern are described in the relevant sections of this report.

Other information

The directors are responsible for the other information. The other information comprises the information in the Strategic Report and the Report of the Directors, but does not include the financial statements and our Report of the Auditor thereon.

Our opinion on the financial statements does not cover the other information and, except to the extent otherwise explicitly stated in our report, we do not express any form of assurance conclusion thereon.

In connection with our audit of the financial statements, our responsibility is to read the other information and, in doing so, consider whether the other information is materially inconsistent with the financial statements or our knowledge obtained in the audit or otherwise appears to be materially misstated. If we identify such material inconsistencies or apparent material misstatements, we are required to determine whether this gives rise to a material misstatement in the financial statements themselves. If, based on the work we have performed, we conclude that there is a material misstatement of this other information, we are required to report that fact. We have nothing to report in this regard.

Independent auditors' report (continued)

to the members of Hydreco Hydraulics Limited

Opinions on other matters prescribed by the Companies Act 2006

In our opinion, based on the work undertaken in the course of the audit:

- the information given in the Strategic Report and the Report of the Directors for the financial year for which the financial statements are prepared is consistent with the financial statements; and
- the Strategic Report and Report of the Directors have been prepared in accordance with applicable legal requirements.

Matters on which we are required to report by exception

In the light of the knowledge and understanding of the company and its environment obtained in the course of the audit, we have not identified material misstatements in the Strategic Report and the Report of the Directors.

We have nothing to report in respect of the following matters where the Companies Act 2006 requires us to report to you if, in our opinion:

- adequate accounting records have not been kept, or returns adequate for our audit have not been received from branches not visited by us; or
- the financial statements are not in agreement with the accounting records and returns; or
- certain disclosures of directors' remuneration specified by law are not made; or
- We have not received all the information and explanations we require for our audit.

Responsibilities of directors

As explained more fully in the Statement of Directors' Responsibilities set out on page six, the directors are responsible for the preparation of the financial statements and for being satisfied that they give a true and fair view, and for such internal control as the directors determine necessary to enable the preparation of financial statements that are free from material misstatement, whether due to fraud or error.

In preparing the financial statements, the directors are responsible for assessing the company's ability to continue as a going concern, disclosing, as applicable, matters related to going concern and using the going concern basis of accounting unless the directors either intend to liquidate the company or to cease operations, or have no realistic alternative but to do so.

Auditor's responsibilities for the audit of the financial statements

Our objectives are to obtain reasonable assurance about whether the financial statements as a whole are free from material misstatement, whether due to fraud or error, and to issue a Report of the Auditors that includes our opinion. Reasonable assurance is a high level of assurance but is not a guarantee that an audit conducted in accordance with ISAs (UK) will always detect a material misstatement when it exists. Misstatements can arise from fraud or error and are considered material if, individually or in the aggregate, they could reasonably be expected to influence the economic decisions of users taken on the basis of these financial statements.

Irregularities, including fraud, are instances of non-compliance with laws and regulations. We design procedures in line with our responsibilities, outlined above, to detect material misstatements in respect of irregularities, including fraud.

The extent to which our procedures are capable of detecting irregularities, including fraud is detailed below.

Independent auditors' report (continued)

to the members of Hydreco Hydraulics Limited

The objectives of our audit in respect of fraud are to identify and assess the risks of material misstatement of the financial statements due to fraud, to obtain sufficient audit evidence regarding the assessed risks of material misstatement due to fraud, through designing and implementing appropriate responses to those assessed risks, and to respond accordingly to instances of fraud or suspected fraud identified during the audit. However, the primary responsibility for the prevention and detection of fraud rests with both management and those charged with governance of the company.

Our approach was as follows:

We obtained an understanding of the legal and regulatory frameworks that are applicable to the entity and determined that the most significant are the Companies Act 2006, the reporting framework of the Financial Reporting Standard 101 Reduced Disclosure Framework (FRS101) and UK taxation legislation.

We understood how the company is complying with those frameworks by discussions with management and those charged with governance. Where the risk was considered to be higher we performed audit procedures to address each identified fraud risk. These procedures included testing journals, reviewing large and/or unusual transactions and analytical procedures on key estimates. In addition, we completed procedures to conclude on the compliance of the disclosures in the financial statements with all applicable requirements. We also designed and carried out specific substantive testing on areas identified as key risks or where material balances and transactions existed in order to gain assurance the financial statements are not materially misstated due to error or fraud.

A further description of our responsibilities for the audit of the financial statements is located on the Financial Reporting Council's website at www.frc.org.uk/auditorsresponsibilities. This description forms part of our Report of the Auditor.

Use of our report

This report is made solely to the company's members, as a body, in accordance with Chapter 3 of Part 16 of the Companies Act 2006. Our audit work has been undertaken so that we might state to the company's members those matters we are required to state to them in a Report of the Auditors and for no other purpose. To the fullest extent permitted by law, we do not accept or assume responsibility to anyone other than the company and the company's members as a body, for our audit work, for this report, or for the opinions we have formed.



Oliver Spevack ACA FCCA (Senior Statutory Auditor)
For and on behalf of Hamlyn's Limited
Statutory Auditor and Chartered Accountants
Sundial House
High Street
Horsell
Woking
Surrey
GU21 4SU

Date: 14 July 2023

Income Statement and other Comprehensive Income

For the year ended 31 December 2022

	Note	2022 £000	2021 £000
Revenue	2	10,164	8,971
Cost of sales		(8,357)	(7,447)
Gross profit		1,807	1,524
Distribution costs		(120)	(86)
Administrative expenses		(1,282)	(1,144)
Restructuring expenses	4	(293)	-
Operating profit before amortisation		112	294
Amortisation of intangible assets		(16)	(16)
Operating profit before interest and tax	3	96	278
Interest receivable and similar income	6	62	3
Interest payable and similar charges	7	(34)	(218)
Dividends receivable		-	-
Profit on ordinary activities before taxation		124	63
Taxation	8	336	-
Profit for the financial year		460	63
Other Comprehensive income			
Associated with defined benefit pension scheme	21	(374)	528
Total Comprehensive Income		86	591

All results recorded above relate to continuing business activities.

Hydreco Hydraulics Limited

Registered No: 06624632

Statement of Financial Position


As at 31 December 2022

	Note	2022 £000	2021 £000
<i>Non-current assets</i>			
Intangible fixed assets	9	743	755
Tangible fixed assets	10	723	789
Investments	11	7,097	7,097
Other non-current assets	13	-	-
		<u>8,563</u>	<u>8,641</u>
<i>Current assets</i>			
Inventory	12	2,557	1,730
Trade and other receivables	13	7,572	6,503
Cash and cash equivalents		71	494
		<u>10,200</u>	<u>8,727</u>
<i>Trade and other payables</i>	14	(2,437)	(2,488)
<i>Net current assets</i>		<u>7,763</u>	<u>6,239</u>
Total assets less current liabilities		16,326	14,880
<i>Non-current liabilities</i>			
Non-current payables	15	(3,136)	(1,919)
Provisions for liabilities and charges	16	(1)	(10)
Pension obligation	21	570	722
<i>Net assets</i>		<u>13,759</u>	<u>13,673</u>
<i>Capital and reserves</i>			
Called up share capital	19	21,490	21,490
Retained loss		(7,731)	(7,817)
		<u>13,759</u>	<u>13,673</u>

The notes on pages 13 to 34 are an integral part of these financial statements.

The financial statements on pages 10 to 33 were authorised for issue by the board of directors on 30 April 2023 and were signed on its behalf.

Approved by the Board



K J McColl

Director

Date: 15/06/23

Hydreco Hydraulics Limited

Registered No: 06624632

Statement of Changes in Equity

For the year ended 31 December 2022

	Share capital £000	Retained Loss £000	Total Equity £000
At 1 January 2021	21,490	(8,408)	13,082
Profit for the year	-	63	63
Other comprehensive income	-	528	528
As at 31 December 2021	21,490	(7,817)	13,673
Profit for the year	-	460	460
Other comprehensive income	-	(374)	(374)
As at 31 December 2022	21,490	(7,731)	13,759

Notes to the financial statements

at 31 December 2022

1. Accounting policies

Statement of Compliance with FRS 101

Hydreco Hydraulics Limited is a private company limited by shares incorporated in England and Wales. Company number & Registered office can be found on the company information page.

These financial statements were prepared in accordance with Financial Reporting Standard 101 Reduced Disclosure Framework (FRS 101) and in accordance with applicable accounting standards.

The Company's financial statements are presented in Sterling, which is also the Company's functional currency, and all values are rounded to the nearest thousand pounds (£000) except when otherwise indicated.

These financial statements have been prepared under the historical cost convention.

Basis of preparation

The Company has taken advantage of the following disclosure exemptions under FRS 101:

- a) the requirements of paragraphs 10(d) and 10(f) of IAS 1 Presentation of Financial Statements;
- b) the requirements of IAS 7 Statement of Cash Flows;
- c) the requirements of paragraphs 30 and 31 of IAS 8 Accounting policies, Changes in Accounting estimates and errors; and
- d) the requirements of paragraph 17 and 18A of IAS 24 Related Party Disclosures to disclose related party transactions entered into between two or more members of a group, provided that any subsidiary which is a party to the transaction is wholly owned by such a member.
- e) the requirements of the second sentence of paragraph 110 and paragraphs 113(a), 114, 115, 118, 119(a) to (c), 120 to 127 and 129 of IFRS 15 Revenue from contracts with Customers.
- f) the requirements of paragraph 52, 58, the second sentence of paragraph 89, and paragraphs 90, 91 and 93 of IFRS 16.

The financial statements have been prepared on the going concern basis. The directors believe that given the performance in the year and a positive future outlook, supported by a strong order book for future years that this basis is appropriate. The directors have considered the future outlook of the business by reviewing, and updating, the budget and cash flow forecasts, including downside scenarios, and have also considered the current banking arrangements and requirements. The directors believe the company has adequate working capital resources to enable it to continue operations for the foreseeable future.

The company has availed itself of the exemption conferred by Section 400 of the Companies Act 2006, whereby group financial statements need not be prepared as the company is a wholly owned subsidiary undertaking of Duplomatic MS SpA which prepares group financial statements. The group accounts can be obtained from Duplomatic MS SpA, via Maria Re Depaolini, 24, 20015 Parabiago (MI), Italy

Leased assets

Hydreco Hydraulics Limited is party to lease contracts. The lease liability is initially recognised at the present value of the lease payments which have not yet been made and subsequently measured under the amortised cost method.

The initial cost of the right-of-use asset comprises the amount of the initial measurement of the lease liability, lease payments made prior to the lease commencement date, initial direct costs and the estimated costs of removing or dismantling the underlying asset per the conditions of the contract.

The right-of-use assets are depreciated on a straight-line basis from the lease commencement date to the earlier of the end of the useful life of the right-of-use asset or the end of the lease term. They are also assessed for impairment when such indicators exist.

Notes to the financial statements

at 31 December 2022

1. Accounting policies (continued)

Leased assets (continued)

Subsequent to initial measurement, the liability is reduced for payments made and increased for interest. It is remeasured to reflect any modifications, or if there are changes in fixed payments. If the lease liability is remeasured, the corresponding adjustment is reflected in the right-of-use asset, or profit and loss if the right-of-use asset is already reduced to NIL.

Where ownership of the right-of-use asset transfers to the lessee at the end of the lease term, the right-of-use asset is depreciated over the asset's remaining useful life. If ownership of the right-of-use asset does not transfer to the lessee at the end of the lease term, depreciation is charged over the shorter of the useful life of the right-of-use asset and the lease term.

On the statement of financial position, right-of-use assets have been included in property, plant and equipment and lease liabilities have been included in trade and other payables.

Revenue

Revenue is recognised to the extent that it is probable that the economic benefit will flow to the company and the revenue can be reliably measured. Revenue is measured at the fair value of the consideration invoiced for the service provided. For the majority of sales, revenue is recognised on shipment of the product. Revenue is recognised net of sales taxes and discounts.

Revenue from contracts with customers is recognised as performance obligations are met. Performance obligations are identified on inception of the contract and valued accordingly.

Research and development

Research costs are expensed as incurred. Development expenditures on an individual project are recognised as an intangible asset when the company can demonstrate:

- The technical feasibility of completing the intangible asset so that it will be available for use or sale
- Its intention to complete and its ability to use or sell the asset
- How the asset will generate future economic benefits
- The availability of resources to complete the asset
- The ability to measure reliably the expenditure during development

Following initial recognition of the development expenditure as an asset, the cost model is applied requiring the asset to be carried at cost less any accumulated amortisation and accumulated impairment losses. Amortisation of the asset begins when development is complete and the asset is available for use. It is amortised on a straight-line basis over the first 3 to 5 years of sale of the product. The asset is tested for impairment annually.

Notes to the financial statements

at 31 December 2022

1. Accounting policies (continued)

Intangible assets

Goodwill

Goodwill is the difference between the cost of an acquired entity and the aggregate of the fair value of that entity's identifiable assets and liabilities.

Goodwill is subject to an annual impairment review by Management and impaired recognised as seen as appropriate following this review.

Software

The company's software is included in the statement of financial position at cost less amortisation. Cost comprises the aggregate amount paid and the fair value of any other consideration given to acquire the asset and includes costs directly attributable to making the asset capable of operating as intended.

Amortisation

Amortisation is provided on all software assets at rates calculated to write off the cost, less estimated residual value based on prices prevailing at the date of acquisition of each asset evenly over its expected useful life, as follows:

Software - 20% to 33.3% per annum

The carrying values of intangible fixed assets are reviewed for impairment in periods if events or changes in circumstances indicate the carrying value may not be recoverable.

Tangible assets

The company's tangible fixed assets are included in the statement of financial position at cost less depreciation. Cost comprises the aggregate amount paid and the fair value of any other consideration given to acquire the asset and includes costs directly attributable to making the asset capable of operating as intended.

Depreciation

Depreciation is provided on all tangible fixed assets at rates calculated to write off the cost, less estimated residual value based on prices prevailing at the date of acquisition of each asset evenly over its expected useful life, as follows:

Plant and machinery - 10% to 33.3% per annum

The carrying values of tangible fixed assets are reviewed for impairment in periods if events or changes in circumstances indicate the carrying value may not be recoverable.

Investments

Investments in subsidiaries, associates and joint ventures are held at historical cost less any applicable provision for impairment.

Inventory

Inventory is stated at the lower of cost and net realisable value. Cost includes all costs incurred in bringing each product to its present location and condition, as follows:

Raw materials, consumables and goods for resale - Purchase cost on a first-in, first out basis

Work in progress and finished goods - cost of direct material and labour plus attributable overheads based on a normal level of activity.

Net realisable value is based on estimated selling price less any further costs expected to be incurred to completion and disposal.

Notes to the financial statements

at 31 December 2022

1. Accounting policies (continued)

Borrowing Costs

Borrowing costs are recognised as an expense when incurred. Borrowing costs consist of interest and other costs that an entity incurs in connection with the borrowing of funds.

Deferred taxation

Deferred income tax is recognised on all temporary differences arising between the tax bases of assets and liabilities and their carrying amounts in the financial statements, with the following exceptions:

- When the deferred tax liability arises from the initial recognition of goodwill or an asset or liability in a transaction that is not a business combination and, at the time of the transaction, affects neither the accounting profit nor taxable profit or loss

Deferred tax assets are recognised only to the extent that the directors consider that it is more likely than not that there will be suitable taxable profits from which the future reversal of the underlying temporary differences can be deducted.

Deferred tax is measured on an undiscounted basis at the tax rates that are expected to apply in the periods in which temporary differences reverse, based on tax rates and laws enacted or substantively enacted at the statement of financial position date.

Financial Assets

Financial assets are recognised when the Company becomes party to the contracts that give rise to them and are classified as financial assets at fair value through profit or loss, loans and receivables, held-to-maturity investments or available-for-sale financial assets, as appropriate. The Company determines the classification of its financial assets at initial recognition and, where allowed and appropriate, evaluates this designation at each financial year-end. When financial assets are recognised initially they are measured at fair value, being the transaction price plus, in the case of financial assets not at fair value through profit or loss, directly attributable transaction costs.

All regular way purchases and sales of financial assets are recognised on the trade date, being the date that the Company commits to purchase or sell the asset. Regular way transactions require delivery of assets within the timeframe generally established by regulation or convention in the market place. The subsequent measurement of financial assets depends on their classification, as follows:

Financial Assets at Fair Value through Profit or Loss

Financial assets classified as held for trading and other assets designated as such on inception are included in this category. Financial assets are classified as held for trading if they are acquired for sale in the short term. Derivatives, including separated embedded derivatives, are also classified as held for trading unless they are designated as effective hedging instruments or as financial guarantee contracts. Financial assets at fair value are carried in the statement of financial position at fair value with gains or losses recognised in the income statement.

Financial assets may be designated at initial recognition as at fair value through profit or loss if the following criteria are met: (i) the designation eliminates or significantly reduces the inconsistent treatment that would otherwise arise from measuring the assets or recognising gains or losses on them on a different basis or (ii) the assets are part of a group of financial assets which are managed and their performance evaluated on a fair value basis in accordance with a documented risk management strategy. As at 31 December 2022, no financial assets have been designated as at fair value through profit and loss.

Notes to the financial statements

at 31 December 2022

1. Accounting policies (continued)

Financial Assets (continued)

Loans and Receivables

Loans and receivables are non-derivative financial assets with fixed or determinable payments that are not quoted in an active market, do not qualify as trading assets and have not been designated as either fair value through profit and loss or available-for-sale. Such assets are carried at amortised cost using the effective interest method if the time value of money is significant. Amortised cost is computed using the effective interest method less any allowance for impairment and principal repayment or reduction. The calculation takes into account any premium or discount on acquisition. This method uses an effective interest rate that exactly discounts estimated future cash receipts through the expected life of the financial asset to the net carrying amount of the financial asset and includes transaction costs and fees that are an integral part of the effective interest rate. Gains and losses are recognised in the income statement when the loans and receivables are derecognised or impaired, as well as through the amortisation process.

Trade receivables, which generally have 30 to 60 day terms, are recognised and carried at the lower of their original invoiced value and recoverable amount. Where the time value of money is material, receivables are carried at amortised cost.

Provisions against receivables are recognised using the expected credit loss model set out in IFRS 9 Financial Instruments. There has been no material change in the amount provided as a result of the application of this standard.

Impairment of Financial Assets

The Company assesses at each statement of financial position date whether a financial asset or group of financial assets is impaired. A financial asset or a group of financial assets is deemed to be impaired if, and only if, there is objective evidence of impairment as a result of one or more events that has occurred after the initial recognition of the asset (an incurred 'loss event') and that loss event has an impact on the estimated future cash flows of the financial asset or the group of financial assets that can be reliably estimated.

Assets Carried at Amortised Cost

For amounts due from loans and advances to customers carried at amortised cost, the Company first assesses individually whether objective evidence of impairment exists individually for financial assets that are individually significant, or collectively for financial assets that are not individually significant.

If the Company determines that no objective evidence of impairment exists for an individually assessed financial asset, whether significant or not, it includes the asset in a group of financial assets with similar credit risk characteristics and collectively assesses them for impairment. Assets that are individually assessed for impairment and for which an impairment loss is, or continues to be, recognised are not included in a collective assessment of impairment.

If there is objective evidence that an impairment loss on assets carried at amortised cost has been incurred, the amount of the loss is measured as the difference between the asset's carrying amount and the present value of estimated future cash flows (excluding future credit losses that have not been incurred) discounted at the financial asset's original effective interest rate (i.e. the effective interest rate computed at initial recognition). The carrying amount of the asset is reduced, through the use of an allowance account. The amount of the loss shall be recognised in administration costs. Loans together with the associated allowance are written off when there is no realistic prospect of future recovery and all collateral has been realised or has been transferred to the Company.

If, in a subsequent period, the amount of the impairment loss decreases and the decrease can be related objectively to an event occurring after the impairment was recognised, the previously recognised impairment loss is reversed. Any subsequent reversal of an impairment loss is recognised in the income statement, to the extent that the carrying value of the asset does not exceed its amortised cost at the reversal date.

Notes to the financial statements

at 31 December 2022

1. Accounting policies (continued)

Impairment of Financial Assets (continued)

In relation to trade receivables, a provision for impairment is made when there is objective evidence (such as the probability of insolvency or significant financial difficulties of the debtor) that the Company will not be able to collect all of the amounts due under the original terms of the invoice. The carrying amount of the receivable is reduced through use of an allowance account. Impaired debts are derecognised when they are assessed as irrecoverable.

Financial Liabilities

Initial recognition

Financial liabilities within the scope of IFRS 9 are classified as financial liabilities at fair value through profit or loss, loans and borrowings, or as derivatives designated as hedging instruments in an effective hedge, as appropriate. The Company determines the classification of its financial liabilities at initial recognition. Financial liabilities are recognised initially at fair value and in the case of loans and borrowings, less directly attributable transaction costs.

The Company's financial liabilities include trade and other payables, bank overdraft, loans and borrowings, financial guarantee contracts and derivative financial instruments.

Subsequent measurement

The measurement of financial liabilities depends on their classification as follows:

Financial Liabilities at Fair Value through Profit or Loss

Financial liabilities at fair value through profit or loss include financial liabilities held for trading and financial liabilities designated upon initial recognition as at fair value through profit or loss.

Financial liabilities are classified as held for trading if they are acquired for the purpose of selling in the near term. Derivatives, including separated embedded derivatives are also classified as held for trading unless they are designated as effective hedging instruments. Gains or losses on liabilities held for trading are recognised in profit or loss.

At the year end, the Company had no financial liabilities designated as at fair value through profit or loss.

Loans and borrowings

After initial recognition, interest bearing loans and borrowings are subsequently measured at amortised cost using the effective interest rate method. Gains and losses are recognised in the income statement when the liabilities are derecognised as well as through the amortisation process.

Derecognition of Financial Assets and Liabilities

Financial assets

A financial asset (or, where applicable a part of a financial asset or part of a Company of similar financial assets) is derecognised when:

- the rights to receive cash flows from the asset have expired; or
- the Company has transferred its rights to receive cash flows from the asset or has assumed an obligation to pay the received cash flows in full without material delay to a third party under a 'pass-through' arrangement; and either (a) the Company has transferred substantially all the risks and rewards of the asset, or (b) the Company has neither transferred nor retained substantially all the risks and rewards of the asset, but has transferred control of the asset.

Notes to the financial statements

at 31 December 2022

1. Accounting policies (continued)

Derecognition of Financial Assets and Liabilities (continued)

When the Company has transferred its rights to receive cash flows from an asset or has entered into a pass-through arrangement, and has neither transferred nor retained substantially all the risks and rewards of the asset nor transferred control of the asset, a new asset is recognised to the extent of the Company's continuing involvement in the asset.

Financial liabilities

A financial liability is derecognised when the obligation under the liability is discharged or cancelled or expires.

Where an existing financial liability is replaced by another from the same lender on substantially different terms, or the terms of an existing liability are substantially modified, such an exchange or modification is treated as a derecognition of the original liability and the recognition of a new liability, such that the difference in the respective carrying amounts together with any costs or fees incurred are recognised in the income statement.

Offsetting of Financial Assets and Liabilities

Financial assets and financial liabilities are offset and the net amount reported in the consolidated statement of financial position if, and only if, there is a currently enforceable legal right to offset the recognised amounts and there is an intention to settle on a net basis, or to realise the assets and settle the liabilities simultaneously.

Warranty Provisions

Provision for warranty costs is made on the basis of known claims and past experience of claims arising during the course of the warranty year. The estimated liabilities are expected to arise over a one to three year period.

Foreign currencies

Transactions in foreign currencies are recorded at the rate ruling at the date of the transaction.

Monetary assets and liabilities denominated in foreign currencies are retranslated at the rate of exchange ruling at the statement of financial position date.

All differences are taken to the statement of comprehensive income

Pension costs

The company operates a number of pension schemes, the major scheme being of the defined benefit type, which requires contributions to be made to separately administered funds. The scheme is accounted for in accordance with IAS 19R, 'Employee Benefits'. The service cost of providing benefits to employees during the year is charged to operating profit on a straight-line basis over the period in which the increases in benefits vest. The expected return on the assets of the scheme based on the market value of the scheme assets at the start of the financial year is included in other comprehensive income/(expense). This also includes a charge representing the expected increase in liabilities of the scheme during the year, arising from the liabilities of the scheme being one year closer to payment. This together with differences from changes in assumptions, and movements on the related deferred tax asset, are recognised in other comprehensive income/(expense) in the year in which they arise. The net deficit on the pension scheme is recognised on the statement of financial position within the pension liability.

Notes to the financial statements

at 31 December 2022

1. Accounting policies (continued)

Leases

The Company assesses at contract inception whether a contract is, or contains, a lease. That is, if the contract conveys the right to control the use of any identified asset for a period of time in exchange for consideration.

Company as a lessee

Policy applicable from 1 January 2019

The Company applies a single recognition and measurement approach for all leases, except for short-term leases and leases of low value assets. The Company recognises lease liabilities to make lease payments and right-of-use assets representing the right to use the underlying assets.

Right-of-use assets

The Company recognises the right-of-use assets at the commencement date of the lease (i.e., the date the underlying asset is available for use). Right-of-use assets are measured at cost, less any accumulated depreciation and impairment losses, and adjusted for any remeasurement of lease liabilities. The cost of right-of-use assets includes the amount of lease liabilities recognised, initial direct costs incurred, and lease payments made at or before the commencement date less and lease incentive received. Right-of-use assets are depreciated on a straight-line bases over the shorter of the lease term and the estimated useful lives of the assets, the same as useful economic lives of property, plant and equipment in note 18.

If ownership of the lease asset transfer to the Company at the end of the lease term or the cost reflects the exercise of a purchase option, depreciation is calculated using the estimated useful life of the asset.

The right-of-use assets are also subject to impairment. Refer to the accounting policies in note 1.

Lease liabilities

At the commencement date of the lease, the Company recognises lease liabilities measured at the present value of lease payments to be made over the lease term. The lease payments include fixed payments (including in substance fixed payments) less any lease incentives receivable. In calculating the present value of lease payments, the Company uses its incremental borrowing rate at the lease commencement date because the interest rate implicit in the lease is not readily determinable. After the commencement date, the amount of lease liabilities is increased to reflect the accretion of interest and reduced for the lease payments made. In addition, the carrying amount of lease liabilities is remeasured if there is a modification, a change in the lease term, a change in the lease payments (e.g., changes to future payments resulting from a change in an index or rate used to determine such lease payments) or a change in the assessment of an option to purchase the underlying asset.

The Company's lease liabilities are included in borrowings (note 17)

Short-term leases and leases of low-value assets

The Company applies the short-term lease recognition exemption to its short-term leases (i.e., those leases that have a lease term of 12 months or less from the commencement date and do not contain a purchase option). It also applies the lease of low-value assets recognition exemption to leases that meet the low-value exemption criteria. Lease payments on short-term leases and leases of low value are recognised as expense on a straight-line basis over the lease term.

Notes to the financial statements

at 31 December 2022

1. Accounting policies (continued)

Critical estimates and judgements in applying the entity's accounting policies

Estimates and judgements are continually evaluated and are based on historical experience and other factors, including expectations of future events that are believed to be reasonable under the circumstances.

Critical accounting judgements

The following judgements (apart from those involving estimates) have had the most significant effect on amounts recognized in the financial statements.

Investment

The directors have considered the carrying value of the investment in each of the company's subsidiaries to determine whether any impairment is required. This has been done by separately reviewing the future profit and cash generation forecasts of each subsidiary under different scenarios ranging from budget to zero growth. The result of these reviews was that no further impairment of investments was considered necessary.

Goodwill

The directors have considered the carrying value of the company's goodwill to determine whether any impairment is required. This has been done by reviewing the future profit and cash generation forecasts of the company under different scenarios ranging from budget to zero growth. The result of this review was that no impairment of goodwill was considered necessary.

Critical accounting estimates and key sources of estimation uncertainty

The company makes estimates and assumptions concerning the future. The resulting accounting estimates can differ from the related actual results. The estimates and assumptions that have a significant risk of causing a material adjustment to the carrying amounts of assets and liabilities within the next financial year are addressed below.

Inventory Provision

Management have estimated the level of provision required to reduce the book value of inventory in respect of obsolete and slow-moving items. A formula approach is used based on movements at part number level in the prior 12 months. The outcome from the provisioning formula is then subject to management review. The estimated provision level was £104,826, being an decrease of £43,478 over the prior year-end level.

Notes to the financial statements

at 31 December 2022

2. Revenue

Revenue represents the amounts derived from the provision of goods supplied and provided, which fall within the company's ordinary activities, less returns and allowances, excluding value added tax.

An analysis of turnover by geographical market is given below:

	2022 £000	2021 £000
United Kingdom	6,831	6,115
Continental Europe	1,763	1,578
North America	672	604
Rest of the world	898	674
	<u>10,164</u>	<u>8,971</u>

3. Operating profit

This is stated after charging/(crediting):

	2022 £000	2021 £000
Costs of inventory recognised as an expense	6,891	5,951
Auditors' remuneration - audit services	25	25
Depreciation of owned fixed assets	157	178
Depreciation of right of use assets	117	112
Net (profit) / loss on foreign currency translation	29	3
Amortisation of intangible fixed assets	16	16
	<u>16</u>	<u>16</u>

4. Restructuring Expenses

	2022 £000	2021 £000
Sale of Business (Project Orion)	(293)	-
	<u>(293)</u>	<u>-</u>

Notes to the financial statements

at 31 December 2022

5. Directors' remuneration

	2022 £000	2021 £000
Emoluments	<u>636</u>	<u>355</u>

	2022 No.	2021 No.
Members of defined benefit scheme	<u>-</u>	<u>-</u>

The amounts in respect of the highest paid director are as follows:

	2022 £000	2021 £000
Emoluments	<u>482</u>	<u>178</u>

6. Interest receivable and similar income

	2022 £000	2021 £000
Interest income from group companies	4	3
Foreign exchange gains on group loans	<u>58</u>	<u>-</u>
	<u>62</u>	<u>3</u>

7. Interest payable and similar charges

	2022 £000	2021 £000
Interest payable on loans	49	39
Foreign exchange losses on group loans	-	180
Finance charge on pension liability (note 21)	<u>(15)</u>	<u>(1)</u>
	<u>34</u>	<u>218</u>

Notes to the financial statements

at 31 December 2022

8. Tax

(a) Tax charged in the income statement

	2022 £000	2021 £000
Current income tax:		
Corporation tax	(100)	-
Adjustments in respect of previous periods	(236)	-
Total current income tax	<u>(336)</u>	<u>-</u>
Deferred tax:		
Origination and reversal of temporary differences	-	-
Adjustments in respect of previous periods	-	-
Total deferred tax	<u>-</u>	<u>-</u>
Total tax expense in the income statement	<u>(336)</u>	<u>-</u>

(b) Reconciliation of the total tax charge

The tax expense in the income statement for the year is lower than the standard rate of corporation tax in the UK of 19.00% (2021: 19.00%). The differences are reconciled below:

	2022 £000	2021 £000
Profit from continuing activities before taxation	124	63
Accounting profit before income tax	<u>124</u>	<u>63</u>
Tax calculated at the UK standard rate of corporation tax at 19.00% (2021: 19.00%).	24	12
Expenses not deductible for tax purposes	1	1
Depreciation in excess of capital allowances	(7)	(33)
Tax losses not recognised for deferred tax	21	59
Pension cost relief	(39)	(39)
R&D tax credits	(100)	-
Adjustments in respect of previous periods	(236)	-
Total tax expense	<u>(336)</u>	<u>-</u>

Notes to the financial statements

at 31 December 2022

8. Tax (continued)

(c) Unrecognised tax losses

The company has unrecognised tax losses of £3,583,000 (2021: £3,712,000) that are available indefinitely to offset against future taxable profits.

	2022	2021
	£000	£000
Unrecognised deferred tax		
Deductible temporary differences	(77)	(171)
Pension	108	137
Unused tax losses	<u>(681)</u>	<u>(669)</u>
	<u>(650)</u>	<u>(703)</u>

(d) Change in corporation tax rate

In the Spring Budget 2021, the UK Government announced that from 1 April 2023 the corporation tax rate would increase to 25% (rather than remaining at 19%, as previously enacted). This new law was substantively enacted on 24 May 2021. Deferred taxes at the balance sheet date have been measured using these enacted tax rates.

	2022	2021
	£000	£000
Balance Sheet		
Corporation tax debtor	336	-

9. Intangible fixed assets

	<i>Goodwill</i>	<i>Software</i>	<i>Total</i>
	£000	£000	£000
<i>Cost:</i>			
At 1 January 2022	966	471	1,437
Additions	-	4	4
Disposals	-	-	-
At 31 December 2022	<u>966</u>	<u>475</u>	<u>1,441</u>
<i>Amortisation:</i>			
At 1 January 2022	252	430	682
Provided in the year	-	16	16
Disposals	-	-	-
At 31 December 2022	<u>252</u>	<u>446</u>	<u>698</u>
<i>Net book value:</i>			
As at 31 December 2022	<u>714</u>	<u>29</u>	<u>743</u>
As at 31 December 2021	<u>714</u>	<u>41</u>	<u>755</u>

Management have reviewed the carrying value of the intangible assets as above, in particular Goodwill, and have determined that given the current performance of the business that there are no indicators of impairment for these assets.

Notes to the financial statements

at 31 December 2022

10. Tangible fixed assets

	<i>Plant and Machinery</i>	<i>Right of Use Assets</i>	<i>Total</i>
	<i>£000</i>	<i>£000</i>	<i>£000</i>
<i>Cost:</i>			
At 1 January 2022	1,470	532	2,002
Additions	202	39	241
Disposals	(95)	-	(95)
At 31 December 2022	<u>1,577</u>	<u>571</u>	<u>2,148</u>
<i>Depreciation:</i>			
At 1 January 2022	893	320	1,213
Provided in the year	157	117	274
Disposals	(62)	-	(62)
At 31 December 2022	<u>988</u>	<u>437</u>	<u>1,425</u>
<i>Net book value:</i>			
As at 31 December 2022	<u>589</u>	<u>134</u>	<u>723</u>
As at 31 December 2021	<u>577</u>	<u>212</u>	<u>789</u>

11. Investments

	<i>£000</i>
<i>Shares in subsidiary undertakings</i>	
As at 1 January 2022	7,097
Additions	-
Provision made during the year	-
At 31 December 2022	<u>7,097</u>

Principal subsidiary undertakings	Status	Holding	Country of registration or incorporation
Hydreco Hydraulics India Private Ltd	Trading	100%	India
Hydreco Hydraulics Norway A/S	Trading	100%	Norway
Hydreco Hydraulics GmbH	Trading	100%	Germany
Hydreco Hydraulics Italia Srl	Trading	100%	Italy
Hydreco Hydraulics (Holdings) Pty Ltd	Holding company	100%	Australia

In the opinion of the directors the investments in and amounts due from the company's subsidiary undertakings are worth at least the amounts at which they are stated in the statement of financial position. All the shares are wholly owned and the share capital comprises ordinary shares.

Notes to the financial statements

at 31 December 2022

12. Inventory

	2022	2021
	£000	£000
Raw materials	1,653	977
Work in progress	70	67
Finished goods	834	686
	<u>2,557</u>	<u>1,730</u>

13. Trade and other receivables

	2022	2021
	£000	£000
Trade receivables	2,227	1,898
Amounts owed by group undertakings	299	382
Other receivables	725	373
Prepayments and accrued income	87	112
Receivables due after one year	4,234	3,738
	<u>7,572</u>	<u>6,503</u>

Amounts falling due after more than one year included above are:	2022	2021
	£000	£000

Amounts owed by group undertakings	<u>4,234</u>	<u>3,738</u>
------------------------------------	--------------	--------------

<u>Other non-current assets</u>	2022	2021
	£000	£000

Cash collateralised guarantees	<u>-</u>	<u>-</u>
--------------------------------	----------	----------

14. Trade and other payables

	2022	2021
	£000	£000
Trade payables	1,523	1,538
Payments received on account	223	292
Amounts owed to group undertakings	80	47
Lease liability	106	123
Other taxation and social security	6	9
Accruals and deferred income	499	479
	<u>2,437</u>	<u>2,488</u>

The Company has a guarantee dated 30 October 2019 in favour of HM Revenue and Customs for £4,000.

Notes to the financial statements

at 31 December 2022

15. Non-Current payables

	2022	2021
	£000	£000
Amounts owed to group undertakings	3,114	1,824
Lease liability	22	95
	<u>3,136</u>	<u>1,919</u>

16. Provisions for liabilities and charges

	<i>Warranty</i> £000
At 1 January 2022	10
Arising during the year	(2)
Utilised in the year	<u>(7)</u>
At 31 December 2022	<u>1</u>

Provision for warranty costs is made on the basis of known claims and past experience of claims arising during the course of the warranty period. The estimated liabilities are expected to arise over a one to three year period.

17. Right-of-use assets

	<i>Property</i> £000	<i>Furniture, fittings and equipment</i> £000	<i>Total</i> £000
Cost or valuation			
1 January 2022	503	29	532
Additions	-	39	39
Disposals	-	-	-
Balance at 31 December 2022	<u>503</u>	<u>68</u>	<u>571</u>
Amortisation / Depreciation			
1 January 2022	303	17	320
Charge for the year	101	16	117
Disposals	-	-	-
Balance at 31 December 2022	<u>404</u>	<u>33</u>	<u>437</u>
Net book value as at 31 December 2022	<u>99</u>	<u>35</u>	<u>134</u>
Net book value as at 31 December 2021	<u>200</u>	<u>12</u>	<u>212</u>

Notes to the financial statements

at 31 December 2022

17. Right-of-use assets (continued)

Lease liabilities included in the statement of financial position at 31 December 2022

	2022 £000	2021 £000
Current	106	123
Non-Current	22	95
Total	128	218

Amounts recognised in profit and loss

	2022 £000	2021 £000
Interest on lease liabilities	14	19
Depreciation expense of right-to-use asset	117	112
Total	131	131

18. Obligations under operating leases

Under IFRS16

Future minimum rentals payable under non-cancellable operating leases are as follows:

	2022		2021	
	<i>Property</i>	<i>Furniture, fittings and equipment</i>	<i>Property</i>	<i>Furniture, fittings and equipment</i>
	£000	£000	£000	£000
Amounts payable under lease contracts:				
Less than one year	91	15	114	9
One to five years	-	22	90	5
Present value of minimum lease payments	91	37	204	14

Notes to the financial statements

at 31 December 2022

19. Share capital

	2022		2021	
	No	£000	No	£000
<i>Authorised, allotted, called up and fully paid</i>				
Ordinary shares of £1 each	21,490,327	<u>21,490</u>	21,490,327	<u>21,490</u>

20. Capital commitments

Capital commitments as at the end of the financial year for which no provision has been made in these financial statements were as follows:

	2022	2021
	£000	£000
Contracted for:	<u>-</u>	<u>81</u>

21. Pension commitments

The company operates a defined benefit pension scheme under which contributions are paid by the company and its participating employees. At the start of the year the scheme was the Hydreco Hydraulics Pension Plan (HHPP). In March 2020 the Hydreco Hydraulics Section of the Deloitte Pension Master Plan was created and the transfer of the assets and liabilities of the HHPP into this new Section was completed on 20 July 2020. This change was made to benefit from the cost-efficiencies available from a larger Plan whilst being able to maintain the same scheme rules. The HHPP was wound up during 2022.

The rate at which the company contributes to the defined benefit scheme is assessed in accordance with the advice of independent qualified actuaries. Following the valuation of the HHPP as at 1 November 2016 and the agreement of a deficit funding schedule, the company has been contributing £193,000 pa including future service contributions at 33.5% of pensionable salaries. In addition, a further £200,000 was contributed on change of ownership of the business on 28 February 2019. The annual deficit contributions have been increased to £207,000 from March 2021 to November 2026 based on the valuation of the Hydreco Hydraulics Section of the Deloitte Pension Master Plan as at 31 March 2020.

The scheme is closed to new entrants and as from the end of 2020 there were no longer any active members.

The pension obligation for the Pension Plan is as follows:

	2022	2021
	£000	£000
Total market value of assets	5,500	7,782
Present value of the scheme liabilities	(4,930)	(7,060)
Net pension obligation	<u>570</u>	<u>722</u>

Notes to the financial statements

at 31 December 2022

21. Pension commitments (continued)

The valuation used for IAS 19R has been based on the most recent actuarial valuation at 31 December 2022 by a qualified independent actuary.

Scheme assets are stated at their market values at the respective balance sheet dates. In order to value the liabilities at 31 December 2022, adjustments have been made for inflation and pension escalation over the intervening period. Pensionable salaries are frozen, leading to a zero assumption for future pensionable salary increases.

The value of the scheme's liabilities has been determined by a qualified independent actuary based on calculations carried out as at 31 December 2022 and using the following assumptions:

	<i>2022</i>	<i>2021</i>
	%	%
Rate of increase in salaries	0.00	0.00
Rate of increase in inflation (RPI / CPI)	3.2 / 2.5	3.7 / 2.7
Rate of increase for pensions in payment and deferred pensions	3.1	3.5
Discount rate	4.7	1.9

Pensions in deferment now increase in line with the consumer price index (CPI) rather than the retail price index (RPI).

The assets of the scheme were:

	<i>Percentage of plan assets</i>	<i>2022</i>	<i>Percentage of plan assets</i>	<i>2021</i>
	%	£000	%	£000
Equities	23	1,241	18	1,395
Diversified Funds	14	801	11	857
Property	-	-	3	264
Corporate Bonds	28	1,537	45	3,470
Liability Driven Investments	34	1,890	23	1,783
Cash	1	31	-	13
Total market value of assets	100	5,500	100	7,782

Notes to the financial statements

at 31 December 2022

21. Pension commitments (continued)

An analysis of the defined benefit cost for the years ended 31 December is as follows:

	2022	2021
	£000	£000
<i>Analysis of the amount charged to operating profit</i>		
Current service cost	-	-
Past service cost	-	-
Total operating charge	-	-
<i>Analysis of the amount charged to finance charges (pensions)</i>		
Interest on pension scheme liabilities	15	1
Total finance expense	15	1
<i>Analysis of amount recognised in other comprehensive income</i>		
Expected return on plan assets	(2,485)	426
Experience (loss)/gains arising on liabilities	(225)	(140)
Changes in assumptions underlying the present value of the plan liabilities	2,336	242
Actuarial gain recognised in other comprehensive income	(374)	528
<i>Analysis of movements in deficit during the year</i>		
Deficit in scheme at the start of the year	722	(12)
Current service cost	-	-
Past service cost	-	-
Contributions	207	205
Other finance charges	15	1
Actuarial gain recognised in other comprehensive expense	(374)	528
Deficit in scheme at the end of the year	570	722

Notes to the financial statements

at 31 December 2022

21. Pension commitments (continued)

<i>Reconciliation of fair value of assets</i>	<i>2022</i>	<i>2021</i>
	<i>£000</i>	<i>£000</i>
Fair value of the assets at the start of the year	7,882	7,338
Employer contributions	207	205
Contributions by Plan participants	-	-
Interest income	148	102
Return on Plan assets excluding interest income	(2,485)	424
Distributions	(152)	(289)
Administration expenses	-	-
Fair value of assets at end of the year	5,500	7,782
 <i>Reconciliation of value of defined benefit obligations</i>	 <i>2022</i>	 <i>2021</i>
	<i>£000</i>	<i>£000</i>
Present value of obligations at start of the year	7,060	7,350
Current service cost	-	-
Past service cost	-	-
Interest cost	133	101
Contributions by Plan participants	-	-
Distributions	(152)	(289)
Experience gains	225	140
Actuarial losses arising from change in financial assumptions	(2,336)	(242)
Present value of obligations at the end of the year	4,930	7,060

Sensitivity Analysis

Based on the assumptions set out above, the impact on the present value of the defined benefit obligations of changing the following individual assumptions (with all other assumptions remaining unchanged) is set out below.

Change of value in obligations at the end of the year if:	2022	2021
Discount rate reduced by 0.25% p.a.	150	275
Discount rate increased by 0.25% p.a.	(140)	(260)

Method and assumptions used to prepare sensitivity analysis

The above analyses assume that assumption changes occur in isolation. In practice this is unlikely to occur and some assumptions may be correlated. The same method (projected unit method) has been applied when calculating these sensitivities.

Notes to the financial statements

at 31 December 2022

22. Ultimate parent company

The company's immediate parent undertaking is Hydreco DBH Holdings Limited a company incorporated in the United Kingdom.

During the year, Management considers the company's ultimate parent undertaking to have changed from Diplomatic MS S.p.A to Daikin Industries Ltd which is a limited company incorporated in Japan.