


AUROORA

FASHIONS

Oasis and Warehouse Holdco 1 Limited

Annual Report and Consolidated Financial Statements

For the period 28 February 2016 to 25 February 2017



Oasis and Warehouse Holdco 1 Limited

Contents

	Page
Company information	2
Strategic Report	3
Directors' Report	5
Statement of Directors' Responsibilities in respect of the Strategic Report, Directors' Report and financial statements	6
Independent auditor's report to the members of Oasis and Warehouse Holdco 1 Limited	7
Consolidated profit and loss account and other comprehensive income	8
Consolidated balance sheet	9
Company balance sheet	10
Consolidated statement of changes in equity	11
Company statement of changes in equity	12
Consolidated cash flow statement	13
Notes forming part of the financial statements	14

Oasis and Warehouse Holdco 1 Limited
Company information

Directors	Elizabeth Evans Jóhann Pétur Reyndal Matthew Charles Turner Hashim Ladha Alasdhair Willis
Secretary	Heatons Secretaries Limited
Company number	9787749
Registered office	The Triangle Stanton Harcourt Industrial Estate Stanton Harcourt Witney Oxfordshire OX29 5UT
Auditor	KPMG LLP Arlington Business Park Theale, Reading, RG7 4SD
Banker	Barclays Bank plc 1 Churchill Place London E14 5HP
Solicitors	Field Fisher Waterhouse LLP 5th Floor, Free Trade Exchange 37 Peter Street Manchester M2 5GB White & Case LLP 5 Old Broad Street London EC2N 1DW

Oasis and Warehouse Holdco 1 Limited

Strategic Report

For the period 28 February 2016 to 25 February 2017

Strategy and Objectives

Oasis and Warehouse Holdco 1 Limited ("the Group") is the holding company for the Oasis and Warehouse Group of companies.

The principal activities of the Oasis and Warehouse Group are the origination and production of exclusive women's clothing and fashion accessories under the 'Oasis' and 'Warehouse' brand names for sale through its own retail outlets and through omni channel and wholesale in the UK and Europe and to franchisees for sale through outlets in Europe, the Middle East, the Far East and South America.

The objective of the Oasis and Warehouse Group is to grow boutique brands which have high brand awareness and differentiate themselves in the market through product innovation, customer experience and an omni channel strategy. This objective will be to deliver growth of brand performance and leveraging existing assets while continuing to exploit the significant opportunity offered by development of new stores, concessions and digital channels both in the UK and internationally.

Business Model

Oasis has continued to focus on investment and growth in digital, transformation of its store portfolio, international growth and product extensions. During the period the owned website was re-platformed, and recently won the Best Customer Experience Award at the Drapers Digital Awards 2017. It continues to drive double digit LFL growth of 10%.

The brand opened new standalone stores in London Poultry, Chelmsford, St. Albans and Farnham as well as refurbishing 5 existing stores, it also closed 3 loss making stores. The 'local' store trial has performed well in Farnham and the brand has a roadmap of a further 30 locations in similar market towns.

Internationally Oasis opened 16 stores and concessions across existing territories as well as re-entering Russia with 7 concessions. 6 new international franchise agreements were also signed and opening in these new territories is underway.

In November loungewear was launched and in January athleisure was launched as the brand strategically launches new categories to ensure it dresses its customers for more aspects of their lives.

Warehouse is in the early stages of its three year turnaround strategy. Within the period a new team have been developing a sustainable brand and product proposition which will build a solid foundation for recovery and growth. The brand has re-platformed its website and refitted its flagship store in London both of which have updated with new brand DNA and personality, which has been positively received. The re-launch, which went live in September 2016, has achieved unprecedented fashion press coverage which has helped drive new customers to the brand.

During the period the brand opened 4 new concessions and closed 3 unprofitable standalone stores.

KPI's

The Directors use a number of key performance indicators which they consider are effective in measuring delivery of their strategy, and which assist in the management of the business. They assess individual store performance by monitoring changes in sales, margins and profitability. The main measure of profitability is EBITDA (earnings before interest, tax, depreciation and amortisation) before costs of a fundamental reorganisation or restructuring.

EBITDA for the year was £6.4 million (2016: £9.7 million), a decrease of £3.3 million.

The gross profit margin for the Oasis and Warehouse Group increased to 61% (2016: 60%) despite a reduction in sales of 5%. The reduction in turnover was driven in the main by a fall in the Warehouse brand sales, in part a direct result of the difficult retail environment, alongside the early stage of its 3 year turnaround strategy, involving product proposition and personality.

Distribution costs and Administrative expenses amounted to £167.4 million (2016: £170.1 million), a reduction of 2% year on year.

The Group delivered a pre-tax loss for the period of £8.5 million, compared to a pre-tax loss of £1.2 million in the previous year. This was partially attributable to decreased sales in Warehouse, as well as a reduction in the fair value of the Group's FX contracts of £1.9 million year on year.

Total comprehensive loss for the year was £9.6 million (2016: £0.7 million), a decrease of £8.9 million.

Future developments

Oasis will continue to invest in its digital channels and further drive a world class omni channel experience. The digital re-platform will enable the brand to further improve its conversion rate with better payment solutions, on site experience and omni channel services such as click and collect, which will allow customers to collect orders in stores within a few hours.

The brand will also continue to invest in the store portfolio with new stores following the Farnham trial and the refurbishments of current stores. In Autumn 2017 Oasis will open a new city centre store in Oxford's Westgate development. Internationally, growth will continue within franchise as well as opening owned concessions in Europe.

Further product extensions are planned as well as a licensing programme across key areas such as homeware, premium sunglasses, and fragrance.

Warehouse will continue to drive growth in its digital channel complemented by a small perfectly formed store portfolio. Concessions, wholesale and international franchise remain an important part of the strategy. New international franchise agreements have been signed and the brand will re-enter Russia in 2017 as well as opening new stores in current international franchise markets.

Oasis and Warehouse Holdco 1 Limited

Strategic Report (continued)

For the period 28 February 2016 to 25 February 2017

Principal Risks and Uncertainties

Changes in fashion trends

The principal risk faced by the Group is that the product offering declines in popularity, leading to reduced revenues, margins and cash flow. Across the Group the risk is managed by operating a buying and merchandising model which focuses on generating fashionable product lines, short lead times and low stock levels.

Supply chain

The Group is dependent on the ability of its suppliers to manufacture its products to the desired quality and standards and on its logistics providers to ensure it reaches the required location on a timely basis. The standards, arrangements and contingency plans are under constant review by management.

Liquidity risk

With effect from 2nd October 2015, 3 standalone senior facilities agreements (SFA's) were executed. The SFA's have been provided by Aurora Fashions Finance Limited in its capacity as lender, agent and security agent for Kaupthing Bank hf. The SFA's are in favour of the Oasis and Warehouse Group, the Coast Group and Karen Millen Group of companies. The facilities are subject to financial covenant targets that adjust through to maturity of the loans. Performance against the covenants is measured quarterly. Further details are contained in note 1.4 'Going concern' and note 26 'Guarantees and commitments'.

Going Concern

Note 1.4 to the financial statements sets out the basis of preparation of the financial statements. As explained in note 1.4, having taken account of the Group's loss for the period, the directors consider that it continues to be appropriate to prepare the financial statements on the basis that the Group is a going concern.

Currency risk


The Group is exposed to foreign currency risks on sales and purchases. Exposures are primarily to the US Dollar and the Euro. Forecast transactional exposures are reviewed and hedged based on forecasted levels of foreign currency transactions. Hedging is achieved using forward exchange contracts and other suitable derivative products.

Brexit risk

Following the UK's vote in 2016 to leave the EU, and the subsequent snap general election in June 2017, this has created political and economic uncertainty. The main risk to the Group is currency risk and a potential drop in consumer confidence. As mentioned above the Group will continue to hedge against currency risk and adjust plans accordingly. The Group regularly reacts to trading upsides and downsides through its trading strategy and reviewing its business operations.

By Order of the Board

Elizabeth Evans
Director



22 JUNE 2017

Oasis and Warehouse Holdco 1 Limited

Directors' Report

For the period 28 February 2016 to 25 February 2017

The directors present their report and the audited financial statements of Oasis and Warehouse Holdco 1 Limited ("the Company") and Oasis and Warehouse Holdco 1 Limited and its subsidiary undertakings ("the Oasis and Warehouse Group") for the period from 28 February 2016 to 25 February 2017.

The Company was incorporated on 21 September 2015, and is a member of the Aurora Fashions Group Limited (together with its subsidiaries "the Aurora Group").

The current period for the company relates to the 52 week period from 28 February 2016 to 25 February 2017. The prior period covers the 22 week and 6 day period from incorporation on 21 September 2015 to 27 February 2016.

Following a capital re-organisation of the Aurora Group part way through the prior period, the Company replaced Oasis and Warehouse Limited as the main holding company of the Oasis and Warehouse Group.

The current period for the group relates to the 52 week period from 28 February 2016 to 25 February 2017. The prior period covers the 52 week period from 1 March 2015 to 27 February 2016.

Results and dividends

The Oasis and Warehouse Group's results are set out on page 8.

The Directors do not recommend the payment of a dividend (2016: £ nil).

Political contributions

The Group made no political contributions during the period (2016: £nil).

Directors

The current Directors of the Company are listed on page 2.

There have been no changes in Directors since the start of the period.

Employees

Considerable importance is placed on communication, involvement and motivation of the employees and management of the Oasis and Warehouse Group. Two way communication ensures that employees are kept informed of the performance of the Oasis and Warehouse Group and of any key initiatives or projects, through regular briefings and bulletins.

The Oasis and Warehouse Group is committed to the continuing development of its employees and the implementation of policies that enable them to contribute to the performance and long term effectiveness of the organisation. Every opportunity is taken to reinforce our values throughout the business.

Equality of opportunity is encouraged irrespective of sex, marital status, colour, race, ethnic origin, nationality, religion, age or disability. The same opportunities are offered to disabled people as to all others in respect of recruitment and career advancement. Employees who become disabled will, wherever possible, be retained, rehabilitated and retrained.

Disclosure of information to auditor


The directors who held office at the date of approval of this report of the board confirm that, so far as they are each aware, there is no relevant audit information of which the Group's auditor is unaware; and each director has taken all the steps that they ought to have taken as a director to make themselves aware of any relevant audit information and to establish that the Group's auditor is aware of that information.

Auditor

Pursuant to Section 487 of the Companies Act 2006, the auditor will be deemed to be reappointed and KPMG LLP will therefore continue in office.

By Order of the Board

Elizabeth Evans
Director



22 JUNE 2017

Statement of Directors' Responsibilities in respect of the Strategic Report, Directors' Report and financial statements

For the period 28 February 2016 to 25 February 2017

The directors are responsible for preparing the Strategic Report, Directors' Report and the financial statements in accordance with applicable law and regulations.

Company law requires the directors to prepare financial statements for each financial year. Under that law they have elected to prepare the group and parent company financial statements in accordance with UK Accounting Standards and applicable law (UK Generally Accepted Accounting Practice), including FRS 102 The Financial Reporting Standard applicable in the UK and Republic of Ireland.

Under company law the directors must not approve the financial statements unless they are satisfied that they give a true and fair view of the state of affairs of the group and parent company and of their profit or loss for that period.

In preparing each of the group and parent company financial statements, the directors are required to:

- select suitable accounting policies and then apply them consistently;
- make judgements and estimates that are reasonable and prudent;
- state whether applicable UK Accounting Standards have been followed, subject to any material departures disclosed and explained in the financial statements; and
- prepare the financial statements on the going concern basis unless it is inappropriate to presume that the group and parent company will continue in business.

The directors are responsible for keeping adequate accounting records that are sufficient to show and explain the parent company's transactions and disclose with reasonable accuracy at any time the financial position of the parent company and enable them to ensure that its financial statements comply with the Companies Act 2006. They have general responsibility for taking such steps as are reasonably open to them to safeguard the assets of the group and to prevent and detect fraud and other irregularities.

The directors are responsible for the maintenance and integrity of the corporate and financial information included on the company's website. Legislation in the UK governing the preparation and dissemination of financial statements may differ from legislation in other jurisdictions.



Independent auditor's report to the members of Oasis and Warehouse Holdco 1 Limited

We have audited the financial statements of Oasis and Warehouse Holdco 1 Limited for the period ended 25 February 2017, set out on pages 8 to 30. The financial reporting framework that has been applied in their preparation is applicable law and UK Accounting Standards (UK Generally Accepted Accounting Practice), including FRS 102 The Financial Reporting Standard applicable in the UK and Republic of Ireland.

This report is made solely to the Company's members, as a body, in accordance with Chapter 3 of Part 16 of the Companies Act 2006. Our audit work has been undertaken so that we might state to the Company's members those matters we are required to state to them in an auditor's report and for no other purpose. To the fullest extent permitted by law, we do not accept or assume responsibility to anyone other than the Company and the Company's members, as a body, for our audit work, for this report, or for the opinions we have formed.

Respective responsibilities of directors and auditor

As explained more fully in the Directors' Responsibilities Statement set out on page 6, the directors are responsible for the preparation of the financial statements and for being satisfied that they give a true and fair view. Our responsibility is to audit, and express an opinion on, the financial statements in accordance with applicable law and International Standards on Auditing (UK and Ireland). Those standards require us to comply with the Auditing Practices Board's Ethical Standard for Auditors.

Scope of the audit of financial statements

A description of the scope of an audit of financial statements is provided on the Financial Reporting Council's website at www.frc.org.uk/auditscopeukprivate.

Opinion on financial statements

In our opinion the financial statements:

- give a true and fair view of the state of the group's and the parent company's affairs as at 25 February 2017 and of the group's loss for the period then ended;
- have been properly prepared in accordance with UK Generally Accepted Accounting Practice; and
- have been properly prepared in accordance with the requirements of the Companies Act 2006.

Opinion on other matter prescribed by the Companies Act 2006

In our opinion the information given in the Strategic Report and the Directors' Report for the financial period is consistent with the financial statements.

Based solely on the work required to be undertaken in the course of the audit of the financial statements and from reading the Strategic report and the Directors' report:

- we have not identified material misstatements in those reports; and
- in our opinion, those reports have been prepared in accordance with the Companies Act 2006

Matters on which we are required to report by exception

We have nothing to report in respect of the following matters where the Companies Act 2006 requires us to report to you if, in our opinion:

- adequate accounting records have not been kept by the parent company, or returns adequate for our audit have not been received from branches not visited by us; or
- the parent company financial statements are not in agreement with the accounting records and returns; or
- certain disclosures of directors' remuneration specified by law are not made; or
- we have not received all the information and explanations we require for our audit.

Jonathan Russell (Senior Statutory Auditor)
for and on behalf of KPMG LLP

Chartered Accountants
Arlington Business Park, Theale,
Reading, RG7 4SD

27th June 2017

Oasis and Warehouse Holdco 1 Limited

Consolidated profit and loss account and other comprehensive income

For the period 28 February 2016 to 25 February 2017.

		28 February 2016 to 25 February 2017	1 March 2015 to 27 February 2016
	Note	Total £m	Total £m.
Turnover: group and share of joint venture's turnover		288.6	300.5
Less: share of joint venture's turnover		<u>-13.9</u>	<u>-10.1</u>
Group Turnover	2	274.7	290.4
Cost of sales		<u>-108.0</u>	<u>-117.6</u>
Gross profit		166.7	172.8
Distribution costs		-127.0	-129.6
Administrative expenses		<u>-40.4</u>	<u>-40.5</u>
Group operating (loss)/profit	3	-0.7	2.7
Costs of a fundamental reorganisation or restructuring	4	-3.7	-6.6
Group's share of operating profit in joint venture		0.1	0.1
Interest receivable and similar income	8	1.7	4.6
Interest payable and similar charges	9	<u>-5.9</u>	<u>-2.0</u>
Loss before taxation		-8.5	-1.2
Tax on loss	10	<u>-1.8</u>	-
Loss for the financial year		<u>-10.3</u>	<u>-1.2</u>
Other comprehensive income			
Foreign exchange difference on translation of foreign operations		<u>0.7</u>	<u>0.5</u>
Total comprehensive loss for the year		<u>-9.6</u>	<u>-0.7</u>

The profit and loss account has been prepared on the basis that all operations are continuing operations.

The notes on pages 14 to 30 also form part of these financial statements.

Oasis and Warehouse Holdco 1 Limited
Consolidated balance sheet

As at 25 February 2017

	Note	25 February 2017 £m	27 February 2016 £m
Fixed assets			
<i>Intangible assets</i>			
Goodwill		16.3	17.7
Trademarks		0.2	-
		<u>16.5</u>	<u>17.7</u>
Intangible assets and goodwill	11	16.5	17.7
Tangible fixed assets	12	16.4	16.6
		<u>32.9</u>	<u>34.3</u>
Current assets			
Stocks	14	30.8	29.2
Debtors	15	22.8	27.7
Cash at bank and in hand	16	21.4	16.0
		<u>75.0</u>	<u>72.9</u>
Creditors : amounts falling due within one year	17	<u>-46.5</u>	<u>-41.0</u>
Net current assets		<u>28.5</u>	<u>31.9</u>
Total assets less current liabilities		61.4	66.2
Creditors : amounts falling due after more than one year	18	<u>-34.1</u>	<u>-32.0</u>
Net assets		<u>27.3</u>	<u>34.2</u>
Capital and reserves			
Called up share capital	22	-	-
Share premium account	23	103.8	101.9
Other reserves	23	-22.0	-22.0
Share based payment reserve	23	0.8	-
Profit and loss account	23	-55.3	-45.7
Shareholder's funds		<u>27.3</u>	<u>34.2</u>

The notes on pages 14 to 30 also form part of these financial statements.

These financial statements were approved by the board of directors on **12 JUNE** 2017 and signed on its behalf by:

Elizabeth Evans
 Director



Company Registered Number: 9787749 (England and Wales)

Oasis and Warehouse Holdco 1 Limited
Consolidated statement of changes in equity

For the period 28 February 2016 to 25 February 2017

	Note	Called up share capital £m	Share premium account £m	Other reserves £m	Share based payment reserve £m	Profit and loss account £m	Total equity £m
Balance at 1 March 2015		99.9	2.5	0.0	-	-69.5	32.9
Loss for the period		-	-	-	-	-1.2	-1.2
Other comprehensive income		-	-	-	-	0.5	0.5
Share premium arising on share issue		-	2.0	-	-	-	2.0
Capital reduction		-20.0	-4.5	-	-	24.5	-
Share for share exchange		-79.9	101.9	-22.0	-	-	-
Balance at 27 February 2016		-	101.9	-22.0	-	-45.7	34.2
		Called up share capital £m	Share premium account £m	Other reserves £m	Share based payment reserves £m	Profit and loss account £m	Total equity £m
Balance at 28 February 2016		-	101.9	-22.0	-	-45.7	34.2
Loss for the period		-	-	-	-	-10.3	-10.3
Other comprehensive income		-	-	-	-	0.7	0.7
Share premium arising on share issue	23	-	1.9	-	-	-	1.9
Share based payment		-	-	-	0.8	-	-
Balance at 25 February 2017		-	103.8	-22.0	0.8	-55.3	27.3

The notes on pages 14 to 30 also form part of these financial statements.


Oasis and Warehouse Holdco 1 Limited
Company balance sheet

As at 25 February 2017

	Notes	25 February 2017 £m	27 February 2016 £m
Fixed assets			
Investments	13	<u>104.6</u>	<u>101.9</u>
Current assets			
Debtors	15	<u>1.9</u>	<u>-</u>
Net current assets		<u>1.9</u>	<u>-</u>
Net assets		<u><u>106.5</u></u>	<u><u>101.9</u></u>
Capital and reserves			
Called up share capital	22	-	-
Share premium account	23	103.8	101.9
Share based payment reserve	23	2.7	-
Profit and loss account	23	<u>-</u>	<u>-</u>
Shareholder's funds	24	<u><u>106.5</u></u>	<u><u>101.9</u></u>

The notes on pages 14 to 30 also form part of these financial statements.

These financial statements were approved by the board of directors on ~~22 JUNE~~ 22 JUNE 2017 and signed on its behalf by:



Elizabeth Evans
 Director

Company Registered Number: 9787749 (England and Wales)

Oasis and Warehouse Holdco 1 Limited
Company statement of changes in equity

For the period 28 February 2016 to 25 February 2017

		Called up share capital £m	Share premium account £m	Share based payment reserve £m	Profit and loss account £m	Total equity £m
Balance at 21 September 2015		-	-	-	-	-
Profit for the period		-	-	-	-	-
Share for share exchange	22	-	101.9	-	-	101.9
Balance at 27 February 2016		-	101.9	-	-	101.9

		Called up share capital £m	Share premium account £m	Share based payment reserve £m	Profit and loss account £m	Total equity £m
Balance at 28 February 2016		-	101.9	-	-	101.9
Profit for the period		-	-	-	-	-
Share premium arising on share issue	23	-	1.9	-	-	1.9
Share based payment		-	-	2.7	-	2.7
Balance at 25 February 2017		-	103.8	2.7	-	106.5

The notes on pages 14 to 30 also form part of these financial statements.

Oasis and Warehouse Holdco 1 Limited

Consolidated cash flow statement

For the period 28 February 2016 to 25 February 2017

	Notes	28 February 2016 to 25 February 2017 £m	1 March 2015 to 27 February 2016 £m
Cash flows from operating activities			
Loss for the year		-10.3	-1.2
<i>Adjustments for:</i>			
Depreciation, amortisation and impairment		6.9	6.8
Interest receivable and similar income		-1.7	-4.6
Interest payable and similar charges		5.9	2.0
Loss on disposal of tangible fixed assets		0.1	0.1
Taxation		1.8	-
Change in value of stock provision		-0.3	-
Change in value of bad debt provision		-0.1	-
		<u>2.3</u>	<u>3.1</u>
Decrease in trade and other debtors		5.1	4.6
(Increase) / decrease in stocks		-1.3	1.5
Increase / (decrease) in trade and other creditors		<u>1.8</u>	<u>-2.1</u>
		5.6	4.0
Net cash from operating activities		<u>7.9</u>	<u>7.1</u>
Cash flows from investing activities			
Purchase of intangible fixed assets	11	-0.2	-
Purchase of tangible fixed assets	12	<u>-7.3</u>	<u>-8.2</u>
Net cash from investing activities		<u>-7.5</u>	<u>-8.2</u>
Cash flows from financing activities			
Interest paid		-	-0.2
Issue of ordinary share capital	23	<u>-</u>	<u>2.0</u>
Net cash from financing activities		<u>-</u>	<u>1.8</u>
Net increase in cash and cash equivalents		0.4	0.7
Cash and cash equivalents at the start of the period		<u>16.0</u>	<u>15.3</u>
Cash and cash equivalents at the end of the period	16	<u><u>16.4</u></u>	<u><u>16.0</u></u>

The notes on pages 14 to 30 also form part of these financial statements.

Oasis and Warehouse Holdco 1 Limited

Notes forming part of the financial statements

For the period 28 February 2016 to 25 February 2017

1. Accounting policies

Oasis and Warehouse Holdco 1 Limited (the "Company") (Co No 9787749) is a company limited by shares and incorporated and domiciled in the UK, and is part of the Aurora group of companies (the "Aurora Group").

1.1 Basis of Preparation - Accounting Convention

The Group and individual financial statements of Oasis and Warehouse Holdco 1 Limited have been prepared in accordance with Financial Reporting Standard 102 *The Financial Reporting Standard* applicable in the UK and Republic of Ireland ("FRS 102") as issued in August 2014. The amendments to FRS 102 issued in July 2015 have been applied.

The presentational currency of these financial statements is sterling. All amounts in the financial statements have been rounded to the nearest £0.1m unless otherwise stated.

1.2 Compliance with accounting standards

The parent company is included in the consolidated financial statements, and is considered to be a qualifying entity under FRS 102 paragraphs 1.8 to 1.12. The following exemptions available under FRS 102 in respect of certain disclosures for the parent company financial statements have been applied:

- The reconciliation of the number of shares outstanding from the beginning to the end of the period has not been included a second time;
- No separate parent company Cash Flow Statement with related notes is included; and
- Key Management Personnel compensation has not been included a second time.

The accounting policies set out below have, unless otherwise stated, been applied consistently to all periods presented in these financial statements.

Judgements made by the directors, in the application of these accounting policies that have significant effect on the financial statements and estimates with a significant risk of material adjustment in the next year are discussed in note 1.16.

1.3 Measurement convention

The financial statements are prepared on the historical cost basis except that the following assets and liabilities are stated at fair value: financial instruments classified at fair value through the profit and loss.

Oasis and Warehouse Holdco 1 Limited

Notes forming part of the financial statements (continued)

For the period 28 February 2016 to 25 February 2017

1. Accounting policies (continued)

1.4 Basis of preparation - going concern

Aurora Fashions Group Limited is the holding company for the Aurora group of companies (the "Aurora Group"). Kaupthing Bank hf's holding of shares in Aurora Fashions Group Limited comprises 100% of all share capital by nominal value and 100% of the voting rights across all share capital.

The Oasis and Warehouse Group made a loss for the year of £10.3 million (2016: £1.2 million) and had net current assets of £28.5 million (2016: £31.9 million) and net assets of £27.3 million (2016: £34.2 million).

Notwithstanding this, the directors have prepared the financial statements on a going concern basis for the reasons set out below:

The Aurora Group 'banking subgroups' each have secured long term and revolving finance facilities with Aurora Fashions Finance Limited ("AFFL") in its capacity as lender, agent and security agent for Kaupthing Bank hf. These facilities are repayable in part in October 2019, with the balance on termination in October 2020. The facilities are subject to certain financial and other covenant requirements. The treasury management function is undertaken on an individual subsidiary/banking group level.

The directors have prepared projected cash flows for the period ending approximately 15 months from the approval of these financial statements (the "Projections"). The Projections are based on certain assumptions and show that the Aurora Group is capable of operating within the facilities currently available and complying with the covenant requirements for the full term covered by the Projections.

The directors of Aurora Fashions Group Limited have tested the impact of variations from the Projections by assessing the adequacy of the Aurora Group's funds, under a combination of different scenarios constructed to reflect reasonably possible downside risks to the assumptions contained within the Projections. The directors recognise that in the current economic environment, the main risks relate to the achievability of the Aurora Group's forecast sales and margins and the timing of cash flows going forward. In such downside scenarios, the ability to continue to operate would be dependent on maintaining compliance with the financial covenants by implementing various cost saving initiatives within the timescales required. The directors consider that, in all reasonable downside scenarios, there are cost saving measures available to the Aurora Group to implement which would avoid breaching the terms of any financial covenant.

The going concern assessment performed by the directors of the Aurora Group therefore also depends on the going concern assessment performed by the directors of the respective subgroups, Oasis and Warehouse, Coast and Karen Millen. Accordingly, the directors have satisfied themselves with the going concern assessment performed by the directors of the respective banking subgroups. The directors, having made reasonable enquiries, consider that the Aurora Fashions Group has sufficient facilities in order to meet its projected obligations as they fall due.

A letter of support has been given by Kaupthing Bank hf to the directors of Aurora Fashions Group Limited indicating that it remains their current intention to provide continuing financial support to the Aurora Group.

Given the facts and circumstances described above and after making enquiries, the directors have a reasonable expectation that the Company and the Aurora Group have adequate resources to continue in operational existence for the foreseeable future. Accordingly, they continue to adopt the going concern basis in preparing the annual report and financial statements.

Oasis and Warehouse Holdco 1 Limited

Notes forming part of the financial statements (continued)

For the period 28 February 2016 to 25 February 2017

1. Accounting policies (continued)

1.5 Foreign currency translation

Transactions in foreign currencies are recorded using the rate of exchange ruling at the date of the transaction. An average monthly spot rate is used in relation to the translation of foreign subsidiaries. Monetary assets and liabilities denominated in foreign currencies are translated using the rate of exchange ruling at the balance sheet date and the gains or losses on translation are included in the profit and loss account.

The assets and liabilities of overseas subsidiary undertakings are translated at the closing exchange rates. Gains and losses arising on these translations are taken to reserves. Profit and loss accounts of such undertakings are consolidated at the rate of exchange ruling at the date of the underlying transactions.

1.6 Basis of consolidation

The consolidated financial statements include the financial statements of the Company and its subsidiary undertakings made up to 27 February 2016. The acquisition method of accounting has been adopted. Under this method, the results of subsidiary undertakings acquired or disposed of in the period are included in the consolidated profit and loss account from the date of acquisition or up to the date of disposal.

Oasis and Warehouse Holdco 1 Limited was incorporated on 21 September 2015 during the prior period. On 2 October 2015 the company became the new holdings company for the Oasis and Warehouse Group. This was put into effect through a share-for-share exchange of 99.9m ordinary shares of 80 pence in the company for the whole issued share capital of the Oasis and Warehouse Group. Accordingly, the group has applied Group Reconstruction Relief under s611 of CA2006 and the principles of FRS 102 section 19 Business Combinations and Goodwill and has accounted for this new holding company as a capital reorganisation using merger accounting. Therefore the financial statements of the Group are presented as if the acquired entities had always been part of the Group.

An associate is an undertaking in which the Group has a long term interest, usually from 20% to 50% of the equity voting rights, and over which it exercises significant influence. A joint venture is an undertaking in which the Group has a long-term interest and over which it exercises joint control. The Group's share of the profits less losses of associates and of joint ventures is included in the consolidated profit and loss account and its interest in their net assets is included in investments in the consolidated balance sheet.

Where a group company is party to a joint arrangement which is not an entity, that company accounts directly for its part of the income and expenditure, assets, liabilities and cash flows. Such arrangements are reported in the consolidated financial statements on the same basis.

Under section 408 of the Companies Act 2006 the Company is exempt from the requirement to present its own profit and loss account.

1.7 Financial Instruments

In accordance with FRS 102.22, financial instruments issued by the group are treated as equity only to the extent that they meet the following two conditions:

- (a) they include no contractual obligations upon the group to deliver cash or other financial assets or to exchange financial assets or financial liabilities with another party under conditions that are potentially unfavourable to the group; and
- (b) where the instrument will or may be settled in the entity's own equity instruments, it is either a non-derivative that includes no obligation to deliver a variable number of the entity's own equity instruments or is a derivative that will be settled by the entity exchanging a fixed amount of cash or other financial assets for a fixed number of its own equity instruments.

To the extent that this definition is not met, the proceeds of issue are classified as a financial liability. Where the instrument so classified takes the legal form of the entity's own shares, the amounts presented in these financial statements for called up share capital and share premium account exclude amounts in relation to those shares.

Where a financial instrument that contains both equity and financial liability components exists these components are separated and accounted for individually under the above policy. Transaction costs are allocated between the debt component and the equity component on the basis of their relative fair values.

Derivative financial instruments

Derivative financial instruments are recognised at fair value. The gain or loss on remeasurement to fair value is recognised immediately in profit or loss.

Oasis and Warehouse Holdco 1 Limited

Notes forming part of the financial statements (continued)

For the period 28 February 2016 to 25 February 2017

1. Accounting policies (continued)

1.8 Basic financial instruments

Trade and other debtors / creditors

Trade and other debtors are recognised initially at transaction price less attributable transaction costs. Trade and other creditors are recognised initially at transaction price plus attributable transaction costs. Subsequent to initial recognition they are measured at amortised cost using the effective interest method, less any impairment losses in the case of trade debtors. If the arrangement constitutes a financing transaction, for example if payment is deferred beyond normal business terms, then it is measured at the present value of future payments discounted at a market rate of instrument for a similar debt instrument.

Interest-bearing borrowings

Interest-bearing borrowings are recognised initially at the present value of future payments discounted at a market rate of interest. Subsequent to initial recognition, interest-bearing borrowings are stated at amortised cost using the effective interest method, less any impairment losses.

Cash and cash equivalents

Cash and cash equivalents comprise cash balances and call deposits. Bank overdrafts that are repayable on demand and form an integral part of the Company's cash management are included as a component of cash and cash equivalents for the purpose only of the cash flow statement.

1.9 Tangible fixed assets and depreciation

Tangible fixed assets are stated at cost less depreciation. Depreciation is provided on all tangible fixed assets at rates calculated to write off the cost less estimated residual value of each asset over its expected useful life on a straight line basis, as follows:

Leasehold improvements	Over period of lease
Fixtures and fittings	4-10 years
Computer hardware and software	3-5 years
Motor vehicles	4 years

1.10 Business combinations

Business combinations are accounted for using the purchase method as at the acquisition date, which is the date on which control is transferred to the entity.

1.11 Intangible fixed assets, goodwill and amortisation

Goodwill

On the acquisition of a business, fair values are attributed to the net assets acquired. Goodwill arises where the fair value of the consideration given for a business exceeds fair value of such net assets.

At the date of transition to FRS 102, the Groups goodwill had a remaining useful economic life of 15 years. There have been no events which affect this estimate at the date of transition to FRS 102, and as such the Directors consider it appropriate to continue to amortise the goodwill over this period on a straight-line basis as it reflects management's best estimate of its useful economic life. Goodwill has no residual value. In support of the continuing useful economic life, factors considered are the nature of the business, product lifecycle and overall industry sector performance and projections. Net present value of future cash inflows are measured at respective entity level, key assumptions are based on historical trends and future market expectations.

The Group performs an annual impairment review of the Goodwill, and if it considers that the carrying amount exceeds the recoverable amount then the difference will be recognised as an impairment loss through the profit and loss account.

For purchased goodwill arising on acquisitions after the date of transition to FRS 102, goodwill will be capitalised and amortised through the profit and loss account over a period of 10 years unless the directors consider it has a materially different useful life.

Other intangible assets

Other intangible assets that are acquired by the Group are stated at cost less accumulated amortisation and less accumulated impairment losses.

Amortisation is charged to the profit or loss on a straight-line basis over the estimated useful life of the intangible asset. The estimated useful life of the intangible asset is 5 years.

Oasis and Warehouse Holdco 1 Limited

Notes forming part of the financial statements (continued)

For the period 28 February 2016 to 25 February 2017

1. Accounting policies (continued)

1.12 Investments

Investments are included at cost less impairment.

1.13 Stocks

Stocks are stated at the lower of cost and net realisable value. Cost is based on normal levels of activity and where appropriate, the cost of transportation and conversion to current location and condition. Net realisable value comprises the actual or estimated selling price less all further costs to completion.

1.14 Impairments

The carrying amounts of the Group's assets are reviewed for impairment when events or changes in circumstances indicate that the carrying amount of the fixed asset may not be recoverable. If any such indication exists, the asset's recoverable amount is estimated.

An impairment is recognised when the carrying amount of an investment, fixed asset or goodwill exceeds the recoverable amount. The recoverable amount of the asset is the higher of net realisable value or value in use. To the extent that the carrying amount exceeds the recoverable amount, the difference will be recognised as an impairment loss through the profit and loss account.

In respect of Tangible Fixed Assets held at retail locations, management use the concept of payback period, defined as net book value divided by EBITDA, to help identify any indicators of impairment. Where such an indicator exists, an assessment of the retail location's prospects is performed based on budgeted data and facts and circumstances specific to that location. Retail locations where management do not expect a sufficient improvement in performance, or where there exists a plan to close the store, the assets assigned to that store are impaired in full where management deem that the recoverable amount is zero.

Where an indicator of impairment exists in respect of Goodwill or Investments, the value in use is assessed by discounting the expected future cash flows to their present value using a pre-tax discount rate that reflects current market assessments of the rate of return expected on an equally risky investment. Management assess that future cash flows approximate to the EBITDA generated by the assets that gave rise to the goodwill, or to the EBITDA generated by the subsidiary undertakings in the case of Investments.

1.15 Employee Benefits

The company provides a range of benefits to employees including paid holiday arrangements, product discount facilities, and private health insurance, amongst others.

The Company provides access to a stakeholder pension for all UK employees. In addition, contributions are made to specific employees' personal pension plans. In accordance with government legislation, in October 2013 all eligible employees were auto-enrolled into a qualifying pension scheme.

Share based payments

The Group provides share-based payment arrangements to certain employees.

Equity-settled arrangements are measured at fair value (excluding the effect on nonmarket based vesting conditions) at the date of the grant. The fair value is expensed on a straight-line basis over the vesting period. The amount recognised as an expense is adjusted to reflect the actual number of shares or options that will vest.

Where equity-settled arrangements are modified, and are of benefit to the employee, the incremental fair value is recognised over the period from the date of modification to date of vesting. Where a modification is not beneficial to the employee there is no change to the charge for share-based payment. Settlements and cancellations are treated as an acceleration of vesting and the unvested amount is recognised immediately in the income statement.

Oasis and Warehouse Holdco 1 Limited

Notes forming part of the financial statements (continued)

For the period 28 February 2016 to 25 February 2017

1. Accounting policies (continued)

1.16 Accounting estimates and judgements

The Group and Company estimates and judgements are continually evaluated and are based on historical experience and other factors, including expectations of future events that are believed to be reasonable under the circumstances.

The accounting estimates believed to require the most difficult, subjective or complex judgements and which are the most critical to the reporting of results and financial positions are as follows:

- carrying value of assets relating to goodwill
- carrying value of deferred tax asset.

The Group tests annually whether goodwill has suffered any impairment in accordance with the accounting policy stated. The recoverable amount of goodwill has been determined based on the fair value of net assets acquired and net present value of future cash inflows, the calculation of which requires the use of estimates.

Management review annually the recognition of any deferred tax asset to the extent that they are regarded as recoverable, on the basis of all available evidence it can be regarded as more likely than not that there will be suitable taxable profits from which the future reversal of the underlying timing differences can be deducted.

1.17 Provisions

A provision is recognised where the group has a legal or constructive obligation as a result of a past event and it is probable that the outflow of economic benefits will be required to settle the obligation.

1.18 Turnover

Turnover is measured at fair value and represents the net value of goods sold, services provided or royalties received excluding value added tax, delivered to third party customers in the accounting period. The company operates retail shops and ecommerce sites for the sale of a range of own branded products. Sales of goods are recognised upon sale to the customer, which is considered the point of delivery. Retail sales are usually by cash or payment card. Goods are deemed to have been delivered to customers when the customer has access to the significant benefits inherent in the goods and the exposure to the risks inherent in these benefits and the time period for rejection has elapsed. Turnover from sales of goods to franchise/wholesale partners is recognised at point of despatch. Turnover from royalties is recognised when earned. Terms of all non 'own' retail activity is explicit within the relevant agreement.

1.19 Expenses

Operating lease

Payments (excluding costs for services and insurance) made under operating leases are recognised in the profit and loss account on a straight-line basis over the term of the lease unless the payments to the lessor are structured to increase in line with expected general inflation; in which case the payments related to the structured increases are recognised as incurred. Lease incentives received are recognised in profit and loss over the term of the lease as an integral part of the total lease expense.

Interest receivable and interest payable

Interest payable and similar charges include interest payable, finance charges and net foreign exchange losses that are recognised in the profit and loss account.

Other interest receivable and similar income include interest receivable on funds invested and net foreign exchange gains.

Interest Income and interest payable are recognised in profit and loss as they accrue, using the effective interest method.

Oasis and Warehouse Holdco 1 Limited

Notes forming part of the financial statements (continued)

For the period 28 February 2016 to 25 February 2017

1. Accounting policies (continued)

1.20 Tax

Tax on the profit or loss for the year comprises current and deferred tax. Tax is recognised in the profit and loss account except to the extent that it relates to items recognised directly in equity or other comprehensive income, in which case it is recognised directly in equity or other comprehensive income.

Current tax is the expected tax payable or receivable on the taxable income or loss for the year, using tax rates enacted or substantively enacted at the balance sheet date, and any adjustment to tax payable in respect of previous years.

Deferred tax is provided on timing differences which arise from the inclusion of income and expenses in tax assessments in periods different from those in which they are recognised in the financial statements. Deferred tax is measured at the tax rate that is expected to apply to the reversal of the related difference, using tax rates enacted or substantively enacted at the balance sheet date. Deferred tax balances are not discounted. Deferred tax is not recognised on permanent differences arising because certain types of income or expense are non-taxable or are disallowable for tax or because certain tax charges or allowances are greater or smaller than the corresponding income or tax.

Unrelieved tax losses and other deferred tax assets are recognised only to the extent that it is probable that they will be recovered against the reversal of deferred tax liabilities or other future taxable profits.

2. Turnover

Group Turnover: Continuing operations by business activity	28 February 2016 to 25 February 2017 £m	1 March 2015 to 27 February 2016 £m
Retailing	247.0	258.7
Overseas franchising	16.4	17.8
Licensing	0.2	0.1
Wholesaling	10.1	12.2
Services	1.0	1.6
	<u>274.7</u>	<u>290.4</u>

Group Turnover: Continuing operations by geographic region	28 February 2016 to 25 February 2017 £m	1 March 2015 to 27 February 2016 £m
United Kingdom	233.9	246.2
Ireland	21.3	21.5
Germany	0.4	0.6
Rest of Europe	5.4	8.2
Middle and Far East	11.3	10.5
South America	2.4	3.4
Total turnover	<u>274.7</u>	<u>290.4</u>

Turnover by country of destination is not materially different from turnover by country of operation.

3. Group operating (loss)/profit

Group operating (loss)/profit is stated after charging:

	28 February 2016 to 25 February 2017 £m	1 March 2015 to 27 February 2016 £m
Depreciation of tangible fixed assets	5.4	5.0
Impairment charge on tangible fixed assets	0.1	0.4
Loss on disposal of tangible fixed assets	0.1	0.1
Amortisation of goodwill	1.4	1.4
Operating lease rentals - property	24.4	24.5

Oasis and Warehouse Holdco 1 Limited
Notes forming part of the financial statements (continued)

For the period 28 February 2016 to 25 February 2017.

4. Expenses & Auditor's Remuneration

Included in the loss of the Group are the following:

Costs of a fundamental reorganisation or restructuring

	28 February 2016 to 25 February 2017 £m	1 March 2015 to 27 February 2016 £m
Share based payments	2.7	-
Other reorganisation and restructuring costs	<u>1.0</u>	<u>6.6</u>
Total reorganisation and restructuring costs	<u>3.7</u>	<u>6.6</u>

Auditor's remuneration

In the current and previous periods, the remuneration payable in relation to audit services for the whole Oasis and Warehouse Group of £85,408 (2016: £89,132), including £6,464 (2016: £7,828) specifically relating to the Company, was borne by, and included in the fees of the financial statements of Oasis and Warehouse Limited, a Company included in these consolidated financial accounts.

The auditing of turnover certificates

In the current and previous periods, the remuneration payable in relation to the auditing of turnover certificates for the whole Aurora Group of £15,655 (2016: £15,500), was borne by Oasis and Warehouse Limited, a Company included in these consolidated financial statements.

5. Staff numbers and cost

The average number of persons employed by the Group during the period was:

	28 February 2016 to 25 February 2017 Number	1 March 2015 to 27 February 2016 Number
Retail	3,523	3,588
Services	<u>144</u>	<u>138</u>
	<u>3,667</u>	<u>3,726</u>

The aggregate payroll costs of these persons were as follows:

	£m	£m
Wages and salaries	46.2	43.4
Social security costs	2.9	3.2
Pensions costs (note 21)	<u>0.3</u>	<u>0.3</u>
	<u>49.4</u>	<u>46.9</u>

In the current and previous periods, total emoluments include amounts for staff providing shared administrative services to the Aurora Group as a whole. A recharge is made by the Oasis and Warehouse Group relating to all the services incurred by fellow Aurora Group companies.

6. Remuneration of directors

	28 February 2016 to 25 February 2017 £m	1 March 2015 to 27 February 2016 £m
Directors' remuneration	1.0	0.2
Amounts receivable (excluding shares) under long term incentive plans	<u>0.7</u>	<u>-</u>
	<u>1.7</u>	<u>0.2</u>

The remuneration of the highest paid director was £1.1m (2016: £0.2m).

The total number of shares held by directors under an equity defined share based payment scheme is 17,000.

Oasis and Warehouse Holdco 1 Limited
Notes forming part of the financial statements (continued)

For the period 28 February 2016 to 25 February 2017

7. Share based payments

Between November 2015 and August 2016, certain key employees of the Oasis and Warehouse group were issued with 'B' shares in Oasis and Warehouse Holdco 1 Limited. The fair value of the shares was calculated using a weighted average methodology and this has been pro rated from grant date to estimated vesting date in accordance with FRS 102.

8. Interest receivable and similar income

	28 February 2016 to 25 February 2017 £m	1 March 2015 to 27 February 2016 £m
Interest receivable on amounts owed by Aurora Group undertakings	1.7	0.6
Net gain on forward currency contracts measured at fair value	-	4.0
	<u>1.7</u>	<u>4.6</u>

9. Interest payable and similar charges

	28 February 2016 to 25 February 2017 £m	1 March 2015 to 27 February 2016 £m
Interest payable on amounts owed to Aurora Group undertakings	3.4	1.3
Bank charges	0.2	0.2
Unrealised foreign exchange loss	0.4	0.5
Net loss on forward currency contracts measured at fair value	1.9	-
	<u>5.9</u>	<u>2.0</u>

Oasis and Warehouse Holdco 1 Limited
Notes forming part of the financial statements (continued)

For the period 28 February 2016 to 25 February 2017

10. Taxation

Total tax expense recognised in the profit and loss account, other comprehensive income and equity	28 February 2016 to 25 February 2017 £m	1 March 2015 to 27 February 2016 £m
UK corporation tax		
Current tax	-	-
Deferred tax		
Origination and reversal of timing differences	1.1	-0.4
Adjustments in respect of prior periods	0.4	-0.2
Change in tax rate	0.3	0.6
	<u>1.8</u>	<u>-</u>
Tax on loss	<u>1.8</u>	<u>-</u>
Reconciliation of effective tax rate		
	28 February 2016 to 25 February 2017 £m	1 March 2015 to 27 February 2016 £m
Loss after tax	-10.3	-1.2
Total tax expense	-1.8	-
Loss before tax	<u>-8.5</u>	<u>-1.2</u>
Tax using the UK corporation tax rate of 20.00% (2016: 20.08%)	-1.7	-0.2
Expenses not deductible for tax	0.5	1.2
Deferred tax not recognised	2.1	-
Group relief claimed	-	-1.4
Adjustments in respect of prior years	0.3	-0.2
Effect of differences in tax rates	0.5	0.6
Other permanent differences	0.1	-
Total tax charge for the period	<u>1.8</u>	<u>-</u>

All movements in current tax in the period are recognised through the Profit and loss account.

Factors that may affect future total tax charges

The utilisation of brought forward tax losses may reduce the current and total charges in future years. For the Oasis and Warehouse Group this amounts to £6.0m at the balance sheet date (2016: £4.0m).

Reductions in the UK corporation tax rate from 21% to 20% (effective from 1 April 2015) were substantively enacted on 2 July 2013. Further reductions to 19% (effective from 1 April 2017) and to 18% (effective 1 April 2020) were substantively enacted on 26 October 2015. An additional reduction to 17% (effective from 1 April 2020) was substantively enacted during the current accounting period. The deferred tax asset at 25 February 2017 has been calculated based on these rates.

Oasis and Warehouse Holdco 1 Limited
Notes forming part of the financial statements (continued)

For the period 28 February 2016 to 25 February 2017

11. Intangible assets and goodwill

	Group Goodwill £m	Group Trademarks £m	Group Goodwill £m
Cost			
At 27 February 2016	27.2	-	27.2
Purchase of Trademark	-	0.2	0.2
At 25 February 2017	27.2	0.2	27.4
Amortisation			
At 27 February 2016	9.5	-	9.5
Charge for the period	1.4	-	1.4
At 25 February 2017	10.9	-	10.9
Net Book Value			
At 25 February 2017	16.3	0.2	16.5
At 27 February 2016	17.7	-	17.7

Amortisation

The amortisation is recognised in administrative expenses in the profit and loss account.

12. Tangible fixed assets

	Short leasehold and improvements £m	Fixtures and fittings £m	Group Computer hardware and software £m	Motor vehicles £m	Total £m
Cost					
At 27 February 2016	1.9	54.7	11.7	0.1	68.4
Adjustment arising from changes in foreign currency exchange rates	-	0.7	-	-	0.7
Additions	0.3	2.3	2.7	-	5.3
Disposals	-	-1.6	-	-0.1	-1.7
At 25 February 2017	2.2	56.1	14.4	-	72.7
Depreciation					
At 27 February 2016	1.0	43.9	6.8	0.1	51.8
Adjustment arising from changes in foreign currency exchange rates	-	0.6	-	-	0.6
Charge for the period	0.2	3.3	1.9	-	5.4
Impairment charge	-	0.1	-	-	0.1
Disposals	-	-1.5	-	-0.1	-1.6
At 25 February 2017	1.2	46.4	8.7	-	56.3
Net book value					
At 25 February 2017	1.0	9.7	5.7	-	16.4
At 27 February 2016	0.9	10.8	4.9	-	16.6

Impairment charges totalling £0.1m have been made in 9 stores. On the basis that the stores impaired are not expected to generate any significant future net positive cashflows, management consider the recoverable amount of these stores to be zero. Impairment charges are recognised in administrative expenses through the profit and loss account.

Oasis and Warehouse Holdco 1 Limited
Notes forming part of the financial statements (continued)

For the period 28 February 2016 to 25 February 2017

13. Fixed asset investments

	Company Subsidiary undertakings £m
Cost and net book value	
At 27 February 2016	101.9
Additions	<u>2.7</u>
At 25 February 2017	<u>104.6</u>

Investment additions in the year relate to amounts payable to management in the subsidiary companies in relation to the management incentive plan share based payment scheme.

The Company's undertakings at the end of the period are as follows:

Subsidiary undertakings	Country of incorporation	Principal activity	Class and percentage of shares held
Directly owned:			
Oasis and Warehouse Holdco 2 Limited	UK	Holding	Ordinary - 100%
Indirectly owned:			
Oasis and Warehouse Limited	UK	Service	Ordinary - 100%
Oasis Fashions Holdings Limited	UK	Holding	Ordinary - 100%
Oasis Fashions Limited	UK	Retailer	Ordinary - 100%
Oasis Fashions Retail Limited	UK	Property	Ordinary - 100%
Oasis Fashions Ireland Limited	Ireland	Retailer	Ordinary - 100%
Oasis Fashions US Limited	UK	Dormant	Ordinary - 100%
Warehouse Fashions Holdings Limited	UK	Holding	Ordinary - 100%
Warehouse Fashions Limited	UK	Retailer	Ordinary - 100%
Warehouse Retail Limited	UK	Property	Ordinary - 100%
Warehouse Fashions Ireland Limited	Ireland	Retailer	Ordinary - 100%
Warehouse Fashions US Limited	UK	Dormant	Ordinary - 100%
A Fashions Sweden AB	Sweden	Retailer	Ordinary - 100%
Bastyan Fashions Limited	UK	Retailer	Ordinary - 100%
Aurora Fashions Asia Limited	Hong Kong	Service	Ordinary - 50%
Aurora Fashions Services Limited	UK	Service	Ordinary - 50%

The registered address of the UK companies is The Triangle, Stanton Harcourt Industrial Estate, Stanton Harcourt, Witney, Oxfordshire, OX29 5UT.

The registered address of Oasis Fashions Ireland Limited is 5th Floor, Beaux Lane House, Mercer Street Lower, Dublin 2.

The registered address of Aurora Fashions Asia Limited is 18th Floor, Prosperity Centre, 25 Chong Yip Street, Kwun Tung, Kowloon, Hong Kong

The registered address of A Fashions Sweden AB is Stora Marknadsvagen 15, 183 34 Taby, Sweden.

14. Stocks

	25 February 2017		27 February 2016	
	Group £m	Company £m	Group £m	Company £m
Raw materials and consumables	0.1		0.4	
Finished goods and goods for resale	<u>30.7</u>		<u>28.8</u>	
	<u>30.8</u>		<u>29.2</u>	

In the opinion of the directors, there is no material difference between the replacement cost of stock and the amounts stated above.

Raw materials, consumables and finished goods and goods for resale recognised as cost of sales in the year amounted to £108.0 million (2016: £117.6 million).

Oasis and Warehouse Holdco 1 Limited
Notes forming part of the financial statements (continued)

For the period 28 February 2016 to 25 February 2017

15. Debtors

	25 February 2017		27 February 2016	
	Group £m	Company £m	Group £m	Company £m
Trade debtors	10.2	-	11.5	-
Other debtors	1.4	1.9	0.7	-
Prepayments and accrued income	7.4	-	9.9	-
Corporation tax	0.1	-	0.1	-
Deferred tax asset (note 20)	3.7	-	5.5	-
	<u>22.8</u>	<u>1.9</u>	<u>27.7</u>	<u>-</u>
Due within one year	19.1	1.9	27.7	-
Due after more than one year	3.7	-	-	-

16. Cash and cash equivalents

	27 February 2016		28 February 2015	
	Group £m	Company £m	Group £m	Group £m
Cash at bank and in hand	21.4	-	16.0	-
Overdrafts (note 19)	-5.0	-	-	-
Cash and cash equivalents per cash flow statement	<u>16.4</u>	<u>-</u>	<u>16.0</u>	<u>-</u>

17. Creditors: amounts falling due within one year

	25 February 2017		27 February 2016	
	Group £m	Company £m	Group £m	Company £m
Loans and overdrafts with Aurora Group undertakings (see note 19)	5.0	-	-	-
Trade creditors	17.9	-	17.7	-
Other taxes and social security costs	3.0	-	3.1	-
Other creditors	2.2	-	1.2	-
Accruals and deferred income	18.4	-	19.0	-
	<u>46.5</u>	<u>-</u>	<u>41.0</u>	<u>-</u>

18. Creditors: amounts falling due after one year

	25 February 2017		27 February 2016	
	Group £m	Company £m	Group £m	Company £m
Loans and overdrafts with Aurora Group undertakings (see note 19)	32.3	-	30.6	-
Accruals and deferred income	1.8	-	1.4	-
	<u>34.1</u>	<u>-</u>	<u>32.0</u>	<u>-</u>

Accruals and deferred income relates to incentives received on leases held by the Oasis and Warehouse Group.

Oasis and Warehouse Holdco 1 Limited
Notes forming part of the financial statements (continued)

For the period 28 February 2016 to 25 February 2017

19. Interest-bearing loans and borrowings

The loans referred to in notes 17 and 18 are with Aurora Fashions Finance Limited, a fellow Aurora Group subsidiary.

This note provides information about the contractual terms of the Group's interest-bearing loans and borrowings, which are measured at amortised cost.

	25 February 2017		27 February 2016	
	Group £m	Company £m	Group £m	Company £m
Creditors falling due within one year				
Overdraft	5.0	-	-	-
Creditors falling due after more than one year				
Secured loans	32.3	-	30.6	-
Terms and debt repayment schedule:	Interest rate	25 February 2017	27 February 2016	
		Group £m	Company £m	Group £m
Overdraft, repayable on demand	5.00%	5.0	-	-
Facility A, repayable 50% in 2019 and 50% in 2020	5.00%	6.4	-	6.1
Facility B, repayable in 2020	5.00%	25.7	-	24.5
Term-out Loan, repayable in 2020	5.00%	0.2	-	-
		37.3	-	30.6

20. Deferred taxation

The deferred tax asset is attributable to the following:

	25 February 2017		27 February 2016	
	Group £m	Company £m	Group £m	Company £m
The deferred tax asset comprises:				
Accelerated capital allowances:	3.6	-	5.3	-
Short-term timing differences	0.1	-	0.1	-
Tax losses	-	-	0.1	-
Deferred tax asset	3.7	-	5.5	-
Movement on deferred tax asset:				
At the start of the period	5.5	-	5.5	-
Profit and loss account	-1.8	-	-	-
At the end of the period	3.7	-	5.5	-

All movements in deferred tax in the period are recognised through the Profit and loss account.

The directors believe that continued recognition of the deferred tax asset is appropriate based on forecasts showing that sufficient profits will arise in the foreseeable future against which assets will be offset when crystallised.

There is an unrecognised deferred tax asset of £3.3 million (2016: £1.3 million) in respect of accelerated capital allowances, short term timing differences and tax losses which has not been recognised for the Group due to uncertainty over its recoverability. This will be reassessed at each period end.

Oasis and Warehouse Holdco 1 Limited
Notes forming part of the financial statements (continued)

For the period 28 February 2016 to 25 February 2017

21. Employee benefits

The company provides a range of benefits to employees including paid holiday arrangements, product discount facilities, and private health insurance, amongst others.

During the period there were no advances to Directors.

Certain employees of the Group participate in an equity settled share based payment scheme and a long term incentive scheme. The shares in both schemes vest on a trigger event. A share based payment expense has been recognised in Oasis Fashions Limited and Warehouse Fashions Limited, the beneficiaries of the participants' services.

Post-retirement benefits

In October 2013, in accordance with government legislation, all eligible employees were auto-enrolled into a state qualified pension scheme. In addition, contributions are made to specific employees' personal pension plans.

The total expense relating to these plans in the current year was £0.3m (2016: £0.3m).

22. Share capital

	Group Number
On issue at 28 February 2016	197,000
Issued for cash	500
On issue at 25 February 2017	197,500

During the period, 500 Ordinary B shares with a nominal value of £0.001 were issued for a consideration of £0.50.

		25 February 2017		27 February 2016	
	Voting rights	Group £m	Company £m	Group £m	Company £m
Allotted, called up and fully paid:					
75,000 Ordinary A shares of £0.01	1 vote	-	-	-	-
12,000 Ordinary B1 shares of £0.005	0.5 votes	-	-	-	-
3,000 Ordinary B2 shares of £0.02	2 votes	-	-	-	-
2,000 Ordinary B3 shares of £0.025	2.5 votes	-	-	-	-
1,000 Ordinary B4 shares of £0.05	5 votes	-	-	-	-
4,500 Ordinary B5 shares of £0.001	no votes	-	-	-	-
100,000 Escrow shares of £0.0001	no votes	-	-	-	-
		-	-	-	-
		-	-	-	-
Shares classified in shareholder's funds		-	-	-	-

Holders of share classes identified in the above table are entitled to pro rata dividends.

Oasis and Warehouse Holdco 1 Limited
Notes forming part of the financial statements (continued)

For the period 28 February 2016 to 25 February 2017

23. Reserves

Share premium account	25 February 2017		27 February 2016	
	Group £m	Company £m	Group £m	Company £m
At the start of the period	101.9	101.9	2.5	-
Arising on share for share exchange	-	-	101.9	101.9
Arising on share issue	1.9	1.9	2.0	-
Capital reduction	-	-	-4.5	-
At the end of the period	<u>103.8</u>	<u>103.8</u>	<u>101.9</u>	<u>101.9</u>

Other reserves	25 February 2017		27 February 2016	
	Group £m	Company £m	Group £m	Company £m
At the start of the period	-22.0	-	-	-
Arising on share for share exchange	-	-	-22.0	-
At the end of the period	<u>-22.0</u>	<u>-</u>	<u>-22.0</u>	<u>-</u>

Share based payment reserve	25 February 2017		27 February 2016	
	Group £m	Company £m	Group £m	Company £m
At the start of the period	-	-	-	-
Arising on amounts due from share based payment	0.8	2.7	-	-
At the end of the period	<u>0.8</u>	<u>2.7</u>	<u>-</u>	<u>-</u>

Profit and loss account	25 February 2017		27 February 2016	
	Group £m	Company £m	Group £m	Company £m
At the start of the period	-45.7	-	-69.5	-
Capital reduction	-	-	24.5	-
Differences in the net investment in foreign enterprises arising from changes in foreign currency exchange rates	0.7	-	0.5	-
Loss after taxation for the financial period	-10.3	-	-1.2	-
At the end of the period	<u>-55.3</u>	<u>-</u>	<u>-45.7</u>	<u>-</u>

24. Financial instruments

The carrying amount of financial assets and liabilities include:

	25 February 2017 £m	27 February 2016 £m
Assets measured at fair value through profit or loss	<u>1.7</u>	<u>3.6</u>

The financial assets or liabilities held by the Oasis and Warehouse Group at the balance sheet date are representative of the fair value of forward foreign exchange contracts held by the Group for use in the following financial period.

The fair value of forward foreign exchange contracts is based on their listed market price.

Oasis and Warehouse Holdco 1 Limited
Notes forming part of the financial statements (continued)

For the period 28 February 2016 to 25 February 2017

25. Operating leases

Non-cancellable operating lease rentals are payable as follows:

Group	25 February 2017 £m	27 February 2016 £m
Within one year	22.2	23.1
Between two and five years	52.1	50.9
Over five years	<u>24.8</u>	<u>24.0</u>
	<u>99.1</u>	<u>98.0</u>

During the year £24.4 million was recognised as an expense in the profit and loss account in respect of operating leases (2016: £24.5 million).

26. Guarantees and commitments

Certain companies within the Aurora Fashions Group, the 'banking subgroups' are party to the terms of a Senior Facilities Agreement (the "SFA") with Aurora Fashions Finance Limited ("AFFL"). The borrowers are Oasis and Warehouse Limited, Coast Debtco Limited and Karen Millen Holdings Limited. Each banking subgroup under the obligations of their SFA has a number of trading subsidiaries party to the SFA as Guarantors, the values of which are disclosed within the respective company accounts. Under the terms of the guarantee, an event of default in the Company or certain other companies in the sub group would mean that the lender, AFFL, has the ability to call on any of the other companies within the respective banking subgroup to step in to fulfil the obligations of that borrower/guarantor. An event of default could include an entity becoming insolvent. It should be noted that the call under the guarantee is on demand, and as such the demand is at the discretion of AFFL in its capacity as sole Lender.

There is security between the banking sub groups, Oasis and Warehouse, Coast and Karen Millen and certain of their trading subsidiaries in favour of AFFL, in the form of fixed and floating charges over the undertakings and all property and assets. The net book value of assets are contained within the individual entities' statutory accounts.

27. Related parties

The Group has a related party relationship with its directors, with the undertakings which form the Aurora Group and with its ultimate parent company, Kaupthing Bank hf.

The Company has taken advantage of the exemption in Financial Reporting Standard FRS 102 33.1A Related Parties Transactions not to disclose transactions with fellow wholly owned subsidiary undertakings of the group headed by Aurora Fashions Group Limited.

Transactions with key management personnel

Total compensation of key management personnel in the year amounted to £10.2m (2016: £2.8m). The amounts disclosed above include long-term benefits totalling £7.1m paid by a parent company to Key management for services rendered to the company.

28. Immediate and ultimate parent company and parent undertaking of larger group

The immediate parent company is Aurora Fashions Finance Limited, a company incorporated in England and Wales.

The registered address of Aurora Fashions Finance Limited is The Triangle, Stanton Harcourt Industrial Estate, Stanton Harcourt, Witney, Oxfordshire, OX29 5UT.

The ultimate parent company and ultimate controlling party is Kaupthing Bank hf., a company incorporated in Iceland.

The registered address of Kaupthing Bank hf. is Borgartun 26, IS-105 Reykjavik, Iceland.

The largest group in which the results of the Company are consolidated is that headed by Aurora Fashions Group Limited, incorporated in England and Wales, and the smallest is these financial statements. The consolidated financial statements of Aurora Fashions Group Limited are available from Aurora Fashions Group Limited, The Triangle, Stanton Harcourt Industrial Estate, Stanton Harcourt, Witney, Oxfordshire, OX29 5UT, UK.

29. Post balance sheet events

There are no significant post balance sheet events which affect the financial statements.