


Jaywing plc
Annual Report and Accounts
For the year ended 31 March 2022



Company number 05935923

Contents

Overview	3
Financial highlights	4
Chairman's Statement	5
Chief Executive's Report	6
Strategic Review	8
Principal Risks and Uncertainties	12
Corporate Governance	
Board of Directors	13
Directors' Report	14
Directors' Remuneration Report	16
Corporate Governance Statement	19
Directors' Responsibilities Statement	21
Financial Statements	
Independent Auditor's Report to the Members of Jaywing plc	22
Consolidated Financial Statements	34
Company Financial Statements	66
Additional Information	
Shareholder Information	83
Company	84

Overview

Jaywing is an award-winning, UK-based Data Science and Marketing business, with operations in the UK and Australia. Jaywing is home to nearly 300 of the best thinkers across creative and brand strategy, performance marketing, risk consulting and data science. Every day, handpicked teams collaborate to respond to diverse challenges across a range of sectors and businesses to connect powerful ideas, rich data and new technologies. With large, specialist technical and creative power and over 60 experienced data scientists, Jaywing is particularly skilled at turning data into value, fuelling brands, connecting on customers' terms and reimagining businesses. Jaywing's clients include a number of blue-chip companies such as first direct, Castrol, Hallmark, PepsiCo, Mazda, HSBC and Yorkshire Water.

Jaywing helps its clients find smart solutions to deliver profit growth and build brand value. It uses its unique science-based expertise to create compelling insights from complex customer behaviour and builds these into effective digital marketing, customer engagement and portfolio management activities.

Clients

In the UK, the business operates across three core sectors: Retail, Fast Moving Consumer Goods ("FMCG") and Financial & Professional Services, each of which accounts for around a third of revenues. Within these three go-to-market channels, Jaywing also services clients in various industry sub-sectors, including Education, Not-for-Profit, Travel & Leisure, Technology, Utilities, Energy, and Hospitality. The Group's typical clients are divisions of FTSE 250 companies, other large corporates and high-growth businesses.

Client concentration risk is low, with 197 active clients at the year end and with the largest client accounting for around 4% of annual revenue.

Revenue from the Group's operations in Australia accounted for 22% of revenue (2021: 21%), and we continue to benefit from close collaboration between Australia and the UK both on specific clients and development of new capabilities.

People

Our people comprise a diverse mix of specialists, many with scarce skill sets. They include:

- Award-winning creative teams
- Experts in brand strategy, client management, PR and performance marketing
- PhD mathematicians
- Marketing analysts and econometric modellers
- Highly skilled AI practitioners

These skills can be applied to a wide spectrum of challenges, ranging from credit risk modelling through to brand advertising and a key strength is our ability to harness cross-functional teams to collaborate on client solutions.

Financial highlights

	2022 £'000	Restated* 2021 £'000
Revenue	23,324	20,165
Adjusted EBITDA ⁽¹⁾	2,206	2,181
Adjusted EBITDA⁽¹⁾ excluding salary sacrifice and Covid-19 government support⁽³⁾	2,166	651
Operating Loss	(6,086)	(1,040)
Loss before Tax	(6,560)	(1,491)
Cash Generated from Operations	1,587	2,258
Cash Generated from Operations excluding salary sacrifice and Covid-19 government support ⁽³⁾	1,547	728
Net Debt pre IFRS 16 ⁽²⁾	(8,040)	(7,586)
Loss per share	(6.90p)	(1.54p)

* See note 33

Reconciliation of Operating Loss with Adjusted EBITDA

	2022 £'000	Restated* 2021 £'000
Operating Loss	(6,086)	(1,040)
Add Back:		
Impairment of Goodwill ⁽⁴⁾	6,131	-
Depreciation of property, plant & equipment	327	259
Depreciation and impairment of right of use assets	752	666
Amortisation of intangibles	730	1,118
EBITDA	1,854	1,003
Impairment of other intangibles	-	690
Restructuring costs	352	488
Adjusted EBITDA	2,206	2,181
Salary sacrifice and Covid-19 government support credit ⁽³⁾	(40)	(1,530)
Adjusted EBITDA** excluding salary sacrifice and Covid-19 government support⁽³⁾	2,166	651
Adjusted EBITDA** excluding salary sacrifice and Covid-19 government support margin ⁽³⁾	9.3%	3.2%

* See note 33

(1) Adjusted EBITDA represents EBITDA before restructuring costs and impairment charges

(2) Including accrued interest

(3) In response to the Covid-19 pandemic there was a voluntary salary sacrifice scheme in the UK companies between April 2020 and August 2020 which reduced payroll costs by £749k. Government support of £40k in the year ending 31 March 2022 (2021: £781k) was received, refer to note 2 for details.

(4) This non-cash charge has been recognised against the UK Cash Generating Unit ("CGU") and follows a Group restructuring during the course of FY22 during which all UK operations were integrated into one business unit and the previous 4 units were moved into one UK CGU. This impairment has also taken into account the general economic environment and headwinds facing the UK operations. Further details of this impairment are shown in Note 14 to the Consolidated Financial Statements.

Operational Highlights

- Resilient revenue growth of 16%
- £1.5m increase in Adjusted EBITDA excluding salary sacrifice and Covid-19 government support
- Adjusted EBITDA margin of 9.3% (2021: 3.2%) excluding salary sacrifice and Covid-19 government support
- Strong improvement in underlying cashflow from operations (Cash Generated from Operations excluding salary sacrifice and Covid-19 government support)
- Series of notable client wins

Chairman's Statement

Results

I am very pleased to report revenue for FY22 of £23.3m (2021: £20.2m), a growth of 16% on FY21, which demonstrates a strong recovery from the impact of Covid 19 on FY21 revenues. This comprises a 13% growth in UK revenue and a 25% growth in Australia's revenue.

Adjusted EBITDA for the Group, excluding salary sacrifice and Covid-19 government support income of £40k (2021: £1.530k), was £2,166k (2021: £651k), a £1,515k improvement in the underlying Adjusted EBITDA, excluding these credits. The underlying Adjusted EBITDA margin as a percentage of revenue for FY22 amounted to 9.3% compared with 3.2% in FY21.

Cash Generated from Operations for the year, excluding salary sacrifice and Covid-19 government support receipts improved by £819k to £1,547k (2021: £728k).

During the course of FY22, the Company carried out additional restructuring to further improve business efficiencies, the full effect of which are expected to be realised in FY23. The re-organisation of the business in FY21 into market and client facing business divisions continues to provide Jaywing with an increased focus on a more comprehensive and solution-based service offering to clients.

On 26th August 2022, post year end, we were delighted to announce the acquisition of Midisi Limited, a marketing software development business, which owns the intellectual property rights for the 'Decision' software that Jaywing currently sells to certain clients under a license arrangement, and which enables the automation of Pay-Per-Click advertising management in real time.

We believe this acquisition will provide a strategic platform for the Group to help drive revenue and profits from an advanced and client tailored proposition that combines data analysis and advanced technology to help improve business efficiencies for both our clients and Jaywing.

Strategy

Following the acquisition of Midisi, the Group plans to focus on further organic growth on the back of a strong new business pipeline. The Group will promote and further develop the recently acquired Decision software as well as explore opportunities for further investment in advanced data analysis products, the application of technology to marketing challenges and related people resources to support our data science led service offerings to clients.

Jaywing Australia, which is led by a successful and autonomous professional team, has continued to demonstrate a track record of strong financial performance during the year with sales up by 25%. The ongoing collaboration with the UK business on clients and services, where required, will now include the opportunity to promote the Decision software in Australia, and we will work with the Australian team to explore opportunities to further accelerate scale and market reach.

Funding

The Company remains in discussions with each of the holders of the secured debt about a potential debt reorganization to provide a more sustainable long term support facility for the Group. Details of this debt are contained in Note 18 and Note 30.

Board

In April 2022 we announced that Caroline Ackroyd, the Company's Chief Financial Officer and a board director had resigned to pursue other interests. Interim CFO support was then provided by Ajay Handa (who did not join the Board) until 31 August 2022, when the Company announced the appointment of Christopher Hughes as the Company's Chief Financial Officer. Christopher is expected to join the Board in due course.

People

Our staff have remained resilient to the challenges of a fast-changing business environment and have worked closely with our customers to help serve their varied and challenging business needs and continued to win and welcome new customers to Jaywing. The Board would like to thank all our staff for their ongoing hard work and dedication.



Ian Robinson
Non-Executive Chairman

Chief Executive's Report

Overview

Following two challenging years for the business I am delighted to report a strong set of results for the financial year 2022, which establishes the foundation for growth moving forward. The combination of 16% year-on-year revenue growth and improved cost efficiencies has enabled us to increase underlying Adjusted EBITDA (excluding salary sacrifice and Covid-19 government support) by 233% to £2.2m. Cash generated from operations decreased by £0.7m on the previous year, to £1.6m due to the previous year's salary sacrifice and significant Covid-19 government support, but increased £0.8m when these are excluded, supported by strong revenue growth.

We have also been able to complete the acquisition of Frank Digital in Australia and the integration of our two businesses there as "Jaywing Australia" is underway.

There have been a number of legacy issues to resolve in the last two years, including commitments relating to the Put Options for both Australian acquisitions, and a legal claim in relation to a 2016 acquisition (now resolved in favour of Jaywing with costs awarded to the Company). The Company is now well positioned to drive revenues and profitability through 2022/23 and beyond.

Jaywing UK

UK revenue increased by 13% compared with the prior year, driven by some notable new business wins. Our focus on an integrated marketing proposition, enabled by data science, is resonating with existing and potential clients. The acceleration of the move towards digital since the pandemic started has reinforced the need to really understand marketing effectiveness, and we have been able to deliver both outstanding results and unprecedented insight to our clients.

Amongst our existing marketing clients, the biggest increases in spend came from Castrol, HSBC, Savills and La Redoute, and their spend on performance marketing, in particular, has increased significantly.

Key new clients included Rush Hair & Beauty, Hallmark Cards, Cox Automotive, CityFibre and Skipton Building Society. Our new business wins have accelerated through the year, with the most recent marketing successes including BNP Paribas, Restore Group and Verdant.

In Risk Consulting, revenues increased 39%, from a combination of strong growth of existing client revenues and a number of key wins. The biggest existing client spend increases came from HSBC, Starling Bank, Chetwood Financial and Vanquis Bank. Significant wins included Swinton Insurance, Redwood Bank and Connected Places Catapult. We are continuing to develop our Regulatory Risk revenue stream, and we are also seeing increased demand to apply our modelling capabilities to ESG-related risk assessment.

Towards the end of 2021 we implemented some additional cost savings to improve the efficiency of our operations, including the closure of our Newbury office and the merging of some functions to drive economies of scale. The full benefits of this will be seen in the financial year ending 31 March 2023, but it supported a 10 percentage point underlying improvement in contribution margin in the UK for the full year and a 6 percentage point improvement in EBITDA margin. EBITDA, excluding salary sacrifice and Covid-19 government support, improved by £1.6m year-on-year.

Our opportunity pipeline has grown steadily through the last year, giving confidence for the year ahead. In Quarter 4 alone, we won new business with an annualised revenue of £3.3m.

Jaywing Australia

Our Australian businesses have experienced a different impact from the pandemic over the last 18 months. Revenues have continued to grow strongly, but it has become more challenging to deliver those revenues cost-effectively, with the closure of the borders severely restricting migrant labour, leading to dramatic wage inflation. This has been seen in both the cost of new hires and in the impact on existing employee retention. Average salary costs per employee have increased by around 30% year on year, which has squeezed margins and EBITDA.

Revenue grew by 25% for the full year, with key clients including Fiskars, Navitas, CSR and Athena. However, staff costs, including both wage inflation and additional heads to support higher volumes, increased by 58%, reducing Australia's EBITDA (excluding Covid-19 government support) by £0.7m year-on-year.

Now that the borders have reopened, there are signs that wage inflation will move back to more normal levels from here on, allowing future revenue increases to flow through to profitability.

In the first quarter of the year the main focus in Australia has been on integrating Frank Digital into Jaywing Australia, following the completion of the Put Option. The combination of the businesses will allow us to deliver a compelling integrated marketing proposition, whilst driving efficiencies in delivery as one larger business, led by Tom Geekie as CEO. Both companies have now relocated to a new office in Barangaroo, Sydney, which will further support the new combined proposition and operating model.

Acquisition of Midisi Limited

On 26th August 2022, post period end, the Company completed the acquisition of Midisi Limited, a marketing software development business, which owns the intellectual property rights for the 'Decision' software ("the Acquisition").

Decision is an award-winning Artificial Intelligence solution for online marketing activity that Jaywing currently sells to certain clients which enables them to automate Pay-Per-Click advertising management.

The acquisition will enable Jaywing to take full ownership of the IP for Decision, thus providing a full revenue contribution from Decision sales. The costs of running Decision are relatively fixed and the planned further growth of Decision sales to existing and new customers is expected to help improve Jaywing's overall margins as well as increase its recurring revenues. The acquisition will provide a core platform for establishing an in-house Research & Development unit within Jaywing to develop and introduce new technologies to solve client challenges. The Directors believe that there is a strong commercial rationale for the acquisition.

The Directors believe that the Acquisition will be immediately earnings-enhancing from the retention of 100% of revenues, and that both the revenue and profit will increase over time as Jaywing focuses on adding new clients and developing the proposition further.

The initial consideration for the acquisition was £400,000, which was paid from Jaywing's existing cash resources, plus excess cash of £845,230. Further fixed payments totalling £1.4m will be paid at 6-monthly intervals over 42 months, plus an additional performance-related earn-out payable at 6-monthly intervals between months 13 and 49, funded out of planned cashflows generated from Decision revenues. The earn-out relates to revenues generated from Decision, and the maximum earn-out payment is capped at £3.2m.

Employees

Whilst the impact of the pandemic has diminished over time, its effects on working patterns are long-lasting. Our employees have continued to adapt to working and collaborating in a hybrid model, and we recognise that our people are our most important asset. During the year we brought all UK employees together onto common contracts, under one company (Jaywing UK Ltd), rather than split between entities. We are also continuing to invest in a combination of experienced hires and talented but less experienced recruits, who represent the Company's future management.

Group revenue per employee grew by 13% in the year to £78.8k (2021: £69.8k).

I would like to thank all our colleagues in both the Australian and UK businesses for their continuing outstanding contribution over the last 12 months.

Future Outlook

Jaywing has generated new business wins and growth in its opportunity pipeline, although the Board remains cautious about the effects of potential recession in the UK and Australia. The Board believes there are significant opportunities for revenue in both of its key markets and this coupled with the restructured cost base gives confidence for the year ahead.



Andrew Fryatt
Chief Executive Officer
Jaywing plc
6 September 2022

Strategic Review

Results

Revenue for FY22 was £23.3m (2021: £20.2m), a growth of 16% on FY21, a pleasing result as the business continues its recovery from the Covid pandemic and benefits from its go to market approach.

Adjusted EBITDA excluding salary sacrifice and Covid-19 government support income of £40k (2021: £1.530k), was £2,166k (2021: £651k), a £1,515k improvement in the underlying Adjusted EBITDA, excluding these credits. The result was achieved through revenue growth of 16% and strong cost control but no salary sacrifices and significantly reduced Covid-19 government support in the current year.

Adjusted EBITDA for FY22 was £2,206k (£2,181k) and FY21 benefiting from £1.5m of salary sacrifice and Covid-19 government support.

The statutory operating loss was £6,086k (2021: loss of £1,040k) and the statutory loss before taxation was £6,560k (2021: £1,491k) following an impairment to Goodwill of £6.1m. This non-cash charge has been recognised against the UK Cash Generating Unit ("CGU") and follows a Group restructuring during the course of FY22 during which all UK operations were integrated into one business unit and the previous 4 units were moved into one UK CGU. This impairment has also taken into account the general economic environment and headwinds facing the UK operations. The acquisition goodwill relating to the Australia CGU remains unimpaired. Further details of this impairment are shown in Note 14 to the Consolidated Financial Statements.

Net cash from operations was down £519k to £1,289k (2021: £1,808k) due no salary sacrifice and significantly reduced Covid-19 government support in the current year, partially offset by strong revenue growth.

Cashflow generated from operations excluding salary sacrifice and Covid-19 government support amounted to £1,547k compared with £728k for the prior year. The Cash Flow statement shows the movement in the cash position of the business.

Non-IFRS measures

The financial statements contain all the information and disclosures required by the relevant accounting standards and regulatory obligations that apply to the Group. The annual report and financial statements also include measures which are not defined by generally accepted accounting principles such as IFRS. We believe this information, along with comparable IFRS measures, is useful as it provides investors with a basis for measuring the underlying performance of the Group on a comparable basis. The Board and its executive management use these financial measures to evaluate the Group's underlying operating performance. Non-IFRS financial measures should not be considered in isolation from, or as a substitute for, financial information presented in compliance with IFRS. Similarly, non-IFRS measures as reported by us may not be comparable with similar measures reported by other companies.

Key performance indicators used by the Board and executive managers include:

	2022 £'000	Restated* 2021 £'000
Revenue	23,324	20,165
Adjusted EBITDA ⁽¹⁾	2,206	2,181
Adjusted EBITDA %	9.5%	10.8%
Adjusted EBITDA** excluding salary sacrifice and Covid-19 government support ⁽³⁾	2,166	651
Operating Loss	(6,086)	(1,040)
Loss before Tax	(6,560)	(1,491)
Adjusted EBITDA** excluding salary sacrifice and Covid-19 government support margin ⁽³⁾	9.3%	3.2%
Net Debt pre IFRS16 ⁽²⁾	(8,040)	(7,586)
Loss per share	(6.90p)	(1.54p)
Average headcount	296	289
Revenue per head	78.8	69.8
Cash generated from operations	1,587	2,258
Client numbers at year end	197	173

* See note 33

(1) Adjusted EBITDA represents EBITDA before restructuring costs and impairment charges

(2) Including accrued interest

(3) In response to the Covid-19 pandemic there was a voluntary salary sacrifice scheme in the UK companies between April 2020 and August 2020 which reduced payroll costs by £749k. Government support of £40k in the year ending 31 March 2022 (2021: £781k) was received, refer to note 2 for details.

(4) This non-cash charge has been recognised against the UK Cash Generating Unit ("CGU") and follows a Group restructuring during the course of FY22 during which all UK operations were integrated into one business unit and the previous 4 units were moved into one UK CGU. This impairment has also taken into account the general economic environment and headwinds facing the UK operations. Further details of this impairment are shown in Note 14 to the Consolidated Financial Statements.

Net Debt

At 31 March 2022, Net Debt including accrued interest (pre IFRS16) was £8.0m (2021: £7.6m), representing gross debt of £8.7m (2021: £8.4m) net of cash of £0.7m (2021: £0.8m). The Company's gross debt is represented by an amount of £7.7m (2021: £7.7m) drawn down from the secured debt funding provided by the "Jaywing Facility" together with £1.0m (2021: £0.7m) of accrued and unpaid interest on the Jaywing Facility. Jaywing Facility is described fully described in Note 30 and Note 18 to the Financial Statements.

On 11 August 2022 the Jaywing Facility was increased by £1.0m to £9.2m. The Jaywing Facility has continued to be provided to the Company on the same terms as the original secured loan facility acquired on 2 October 2019.

Australia

On 2 November 2021 Jaywing plc agreed under the terms of a variation agreement with Matt Barbelli as the sole director of Frank Digital Pty Ltd ("Frank Digital") in Australia to accelerate the exercise of the Put and Call Option in relation to the 25% of the shares in Frank Digital held by Barbelli Enterprises Pty Ltd ATF Barbelli Holdings Trust ("BEP"). Jaywing now owns 100% of the shares in Frank Digital. The acceleration of this payment was agreed to facilitate Jaywing's strategy, specifically the timely integration of its two Australian businesses. Jaywing and Frank Digital had entered into an agreement on 27 February 2018, whereby Jaywing acquired 75% of the shares of Frank Digital, with the remaining 25% subject to a Put and Call Option, exercisable from February 2022. The variation agreement that accelerated timing was agreed between Jaywing, BEP, Matt Barbelli and Massive Group Pty Ltd and provided for the immediate acquisition of this 25% stake for a consideration of AUS \$1.2m (c.£0.7m).

On 21 October 2020, the business completed the acquisition of the remaining 25% of the shares in Massive Group PTY Ltd ("Massive Group") which were not already owned by Jaywing following the exercise of the put option in relation to that 25% stake by entities controlled by the two directors of Massive Group in Australia. Jaywing and Massive Group had entered into an Agreement on 7 July 2016, whereby Jaywing acquired 75% of the shares of Massive Group, with the remaining 25% subject to a put and call option exercisable from July 2020. Jaywing now owns 100% of the shares in Massive Group, which has traded as Jaywing Australia since 2017.

The 25% stake was acquired by Jaywing on 21 October 2020 for a consideration of \$4.0m (c.£2.2m), comprising \$3.0m (c.£1.66m) payable immediately, followed by a series of monthly payments totalling \$1.0m (c.£0.5m) between the acquisition date and June 2021. At 31 March 2021 the outstanding balance was \$0.5m (c.£0.3m) which was fully satisfied on 30 June 2021. The total consideration for the purchase of the 100% interest in Massive Group is \$9.6m (c. £5.4m).

Impairment

As required by IAS 36, the Company has carried out an impairment review of the carrying value of our intangible assets and goodwill. The weighted average cost of capital ("WACC") was calculated with reference to long-term market costs of debt and equity and the Company's own cost of debt and equity, adjusted for the size of the business and risk premiums. The calculated WACC rate used for the impairment review was 11.5% for Australia and 11.8% in the UK (2021: both 11.5%). This was applied to cash flows for each of the cash generating units using estimated growth rates in each business unit. The impairment review was based on two main cash generating units being the UK and Australia. As part of the review, a number of scenarios were calculated using the impairment model. These looked at what effect changes in the WACC rates and movements in EBITDA would have to the outcome.

The Group has impaired former acquisition goodwill by £6.1m. This non-cash charge has been recognised against the UK Cash Generating Unit ("CGU") and follows a Group restructuring during the course of FY22 during which all UK operations were integrated into one business unit and the previous 4 units were moved into one UK CGU. This impairment has also taken into account the general economic environment and headwinds facing the UK operations. The acquisition goodwill relating to the Australia CGU remains unimpaired.

As part of the prior year restructuring, we have retired the Epiphany brand in the year, this resulted in an impairment to the carrying value of the trademark of £690k in the reported 2021 results.

Share Options

The Company's Performance Share Plan terminated on 8 October 2020 and there are no outstanding share options. This resulted in a credit of £696k through the share option reserve in the prior year. No further balance remains.

Going Concern

The Group financial statements have been prepared on a going concern basis in accordance with UK Adopted International accounting standards. In coming to their conclusion, the Directors have considered the Group's profit and cash flow forecasts for period of at least 12 months from the date these financial statements were approved.

In determining the appropriate basis of preparation of the financial statements, the Directors are required to consider whether the Group can continue in operational existence for the foreseeable future.

In addition to the normal process of preparing forecasts for the Group, the Board has also considered downside risks and the potential impact of the economic environment on the cash flows of the Group for a period to 30 September 2024. This has been done by looking at various scenarios within the forecasts for the potential effect of changes in the market during the forecast period.

In considering their position the Directors have also had regard to letters of support in respect of the secured debt which have received from each of the holders of that debt. Details of this debt are contained in Note 18 and Note 30.

The Group financial statements do not include the adjustments that would result if the Group were unable to continue as a going concern. The Directors have a reasonable expectation that the Group has adequate resources to continue in existence for the

foreseeable future and have concluded it is appropriate to adopt the going concern basis of accounting in the preparation of the financial statements.

Streamlined Energy and Carbon Reporting (SECR)

Under the Companies (Directors' Report) and Limited Liability Partnerships (Energy and Carbon Report) Regulations 2018, we are mandated to disclose our UK energy use and associated greenhouse gas (GHG) emissions. Specifically, and as a minimum, we are required to report those GHG emissions relating to natural gas, electricity and transport fuel, as well as an intensity ratio, under the Streamlined Energy and Carbon Reporting (SECR) Regulations.

To ensure we achieve the transparency required, and deliver effective emissions management, we implement and utilise robust and accepted methods. Accordingly, whilst the Regulations provide no prescribed methodology, we collate our GHG data annually and complete the calculation of our carbon footprint using the latest Defra (Department for Environment, Food and Rural Affairs)/BEIS (Department for Business, Energy & Industrial Strategy) emissions factors.

The period covered for the purposes of the SECR section is 1 April 2021 to 31 March 2022 and our calculations are for the following scope:

- Buildings- related energy – natural gas (Scope 1) and electricity (Scope 2) and
- Employee owned vehicles (grey fleet) (Scope 3)

Calculation Methodology

The Jaywing GHG emissions were assessed in accordance with Defra's 'Environmental reporting guidelines: including Streamlined Energy and Carbon Reporting Requirements' and use the 2019 emission factors developed by Defra and BEIS.

Results

Element	2021/22 (tCO ₂ e)
Direct emissions (Scope 1) – natural gas and LPG	59,126
Indirect emissions (Scope 2) – from purchases electricity	63,396
Total tCO₂e (Scope 1 & 2)	122,522
Other indirect emissions (Scope 3) – grey fleet travel	20,964
Gross Total Emissions	143,486
Intensity metric (Gross Emissions): Tonnes of CO₂e per employee	586
Total energy consumption (kWh)	621,382

Energy Efficiency

As an office-based business, our environmental impact is low and our Corporate Social Responsibility policy is available on <https://investors.jaywing.com>, which covers our approach to the environment and sustainability.

At Jaywing, we

- encourage the use of remote working facilities to avoid travelling where possible
- encourage the use of public transport wherever possible, both through our environmental policy and expenses policy, and where not possible, encourage car sharing or environmentally friendly alternatives. We discourage, where possible, the use of domestic flights
- operate a cycle to work scheme
- designed our head office to be as energy efficient as possible, with measures such as passive-stack ventilation and a large amount of secure cycle storage plus showering facilities to encourage cycling
- have switch off policies, including PIR activated lighting in some buildings, as well as trying to use energy as efficiently as possible
- have a clear policy on the use of plastics, with particular attention paid to single use plastics
- aim to recycle all waste material that can be recycled and use local facilities to reduce the transportation of waste materials
- aim to purchase energy efficient, environmentally and ecologically friendly products
- monitor our energy usage within our buildings.

All policies, including our environmental policy, are reviewed annually.

Section 172 statement

In making decisions over the year, the Directors have considered what would be most likely to promote the success of the Company for the benefit of all stakeholders and have had regard for the following:

- the likely long-term consequences of any decision;
- the interests of the Group's employees;
- the need to foster the Group's business relationships with suppliers, customers and others;

- the impact of the Company's operations on the community and the environment;
- the desirability of the Company maintaining a reputation for high standards of business conduct; and the need to act fairly as between shareholders of the Company.

In 2019 the Company adopted the Corporate Governance Code for Small and Mid-Size Quoted Companies from the Quoted Companies Alliance (the "QCA Code"). The Board considers the QCA Code is an appropriate code of conduct for the Company. There are details of how the Company applies the ten principles of the QCA Code on the Company's investor website. The Corporate Governance Statement forms part of this report.

The Chairman's Statement and Chief Executive's Report describe the Group's activities, strategy and future prospects, including the considerations for long term decision making.

The Company considers that its major stakeholders are its employees, clients, lenders and shareholders. When making decisions, the interests of these stakeholders are considered informally as part of the Board's group discussions.

The Company is committed to being a responsible employer and strives to create a working environment where its employees are actively engaged and can contribute to its success.

The Company understands the value of maintaining and developing relationships with its clients and suppliers, to support its potential for future growth.

The Board does not believe that the Group has a significant impact on the environments within which it operates. The Board recognises that the Group has a duty to be responsible and is conscious that its business processes minimise harm to the environment, and that it contributes as far as is practicable to the local communities in which it operates. The Group's Corporate and Social Responsibility Policy is available on the Group's investor website and the SECR report for the Group is included in this report.

The Board recognises the importance of maintaining high standards of business conduct. The Group operates appropriate policies on business ethics and provides mechanisms for whistle blowing and complaints which all employees are aware of. These are maintained by the Policy Steering Committee.

The Board aims to maintain good relationships with its shareholders and treats them equally. The Group has presented at forums for retail investors and has regular contact with its major shareholders.



Andrew Fryatt
Chief Executive Officer
Jaywing plc
6 September 2022

Principal Risks and Uncertainties

The evaluation of the Company's risk management process is the responsibility of the Board. Jaywing has developed its risk reporting framework in conjunction with the business leadership team who take an active and responsible role in this process. Below is a summary of the current key risks.

Risk	Mitigation
<p>1. Pandemics and major incidents Since late March 2020, Jaywing has been impacted by the Covid-19 pandemic, with disruption to client and staff.</p>	<p>The Company was quick to take action to mitigate the impact of this reduction in demand by putting in place measures to minimise the financial effect on the Company. Most of Jaywing's staff can work effectively from home and we continue to provide good levels of service and support to existing clients as well as adding new business. We continue to monitor the well-being of staff working remotely and provide support as required. In July 2021 we started a staged return to the office under a hybrid model of remote working and remain under this model now.</p>
<p>2. Loss of key staff Jaywing is dependent on its ability to recruit and retain staff with adequate experience and technical expertise to service its clients.</p>	<p>The expertise of Jaywing's people is a key source of competitive advantage and the Company's remuneration and incentive packages are reviewed regularly to retain and incentivise key staff. The Company also provides an attractive and collaborative working environment and culture.</p>
<p>3. Loss of business from clients / adverse economic environment Loss of business from clients could lead to a reduction in overall revenue and profitability.</p>	<p>The Company aims to minimise such losses by continuing to focus on providing a high quality service to its clients at all times as well as offering a wide range of services to existing clients and adding new clients through its new business activities. Jaywing has restructured its main business sectors based on clients and markets with the aim of getting closer to each client with Jaywing's full range of services tailored to their needs and the markets they operate in. This has strengthened our ability to use our full range of services to offer them relevant and effective solutions. Jaywing's client concentration risk is low. The impact of revenue losses on profitability is mitigated by ensuring that the Company's cost base is efficiently aligned with its revenues.</p>
<p>4. Changes in technology The digital marketing industry is characterised by constant developments in technology, online media and data science. In this environment, it is vital to be at the forefront of this change, to ensure Jaywing can provide the benefits of these changes in technology to its clients and remain competitive.</p>	<p>Jaywing is committed to innovation in data science led products and services and has dedicated resources to this. The Company has close relationships with online media owners (e.g. Google) and has early access to new product developments as a consequence of the significant online media budgets that it manages on behalf of its clients. Jaywing also has a specialist team focused on the use of technology whose brief is to keep themselves abreast of new developments through their own research and through their relationships with technology providers.</p>
<p>5. Liquidity Poor trading and cash flow performance could lead to a lack of ongoing support from its lenders and an inability to raise equity to meet the needs of the business.</p>	<p>Jaywing's key financial measures are focussed on cash generation and net debt. The Company monitors its trading and cash flow performance closely and takes prompt action to mitigate any adverse trends.</p>
<p>6. Compliance with regulations and changes in legislation Failure to comply with regulations such as GDPR and changes in legislation could lead to reputational damage for Jaywing and its clients as well as fines and loss of business.</p>	<p>Jaywing engages advisers in relevant specialisations to assist with compliance. Experts in Jaywing's business areas can ensure client initiatives are all compliant, alongside external input where appropriate.</p>

Board of Directors

Ian Robinson, Non-Executive Chairman

Chair of Audit & Risk Committee and member of Remuneration and Nomination Committees

Ian is a Non-Executive Director and Chairman of the Audit Committee of Gusbourne plc, an AIM listed English sparkling-wine business. He is also a nonexecutive Director of a number of other privately-owned businesses. He is a Fellow of the Institute of Chartered Accountants in England & Wales and holds an honours degree in Economics from the University of Nottingham.

Andrew Fryatt, Chief Executive,

Andrew has more than 30 years' experience in technology-dependent businesses, primarily in the Retail and Telecoms sectors. Following an honours degree in Economics from the University of Cambridge, he began his career in the Mars Group, progressing through various marketing roles before joining Kingfisher Group in a senior marketing role. His experience included senior marketing and commercial roles before moving into general management, and he has run major divisions of Daisy and Zen Internet, as well as gaining experience as CEO of Ideal Shopping Direct plc. He has a particular focus on customer excellence and has received several awards on behalf of his businesses for delivering outstanding service.

Mark Carrington, Non-Executive Director

Member of Audit & Risk, Remuneration and Nomination Committees

Mark is a Fellow of the Association of Chartered Certified Accountants. He is a Non-Executive Director of a number of privately-owned businesses both in the UK and Overseas. He is also involved in the provision of management services to a number of other privately-owned and AIM listed businesses.

Philip Hanson, Non-Executive Director

Chair of Remuneration and Nomination Committees and member of Audit & Risk Committees

Philip is a fellow of the Chartered Institute of Marketing and has extensive experience in marketing and ecommerce both in the UK and internationally, having held a number of senior roles in the FMCG and retail financial services sectors – latterly as Global Marketing & ecommerce Director for Travelex. He is also Non-Executive Director of the Bettys & Taylors Group. He was a Director of the French and Australian entities of the Goelet family wine business (SCEA Domaine de Nizas and Red Earth Nominees Pty Ltd respectively) until December 2020. He is a Non-Executive Director of Silver Blue LLC which oversees the worldwide agriculture assets of the Goelet family. Philip was a Director of Travelex Card Services Ltd until December 2015.

Directors' Report

The Directors submit their Annual Report on the affairs of the Group and the Company and the audited Financial Statements for the year ended 31 March 2022.

Principal activity

The principal activity of the Company, and Group, during the year under review is providing agency and consulting services in the areas of creative and brand strategy, performance marketing, data science and risk.

Results and dividend

The Group's loss after taxation for the year ended 31 March 2022 was £6.4m (2021: loss of £1.4m as restated, see note 33). The Directors do not propose to pay a dividend.

Net assets at 31 March 2022 were £12.2m (2021: £19.0m as restated, see note 33).

Future developments

The future developments of the Group are referred to in the Chief Executive's Report.

Political and charitable donations

The Group made charitable donations of £1k (2021: £3k) and no political donations during the current or prior year.

Directors' interests

The present membership of the Board, together with biographies on each, is set out on page 13. All those Directors served throughout the year or from appointment. The Directors' interests in shares in the Company are set out in the Directors' remuneration report.

Directors' third-party indemnity provisions

The Group maintains appropriate insurance to cover Directors' and Officers' liability. The Group provides an indemnity in respect of all the Group's Directors. Neither the insurance nor the indemnity provides cover where the Director has acted fraudulently or dishonestly.

Employees

The Group is an Equal Opportunities Employer and no job applicant or employee receives more or less favourable treatment on the grounds of age, gender, marital status, sexual orientation, race, colour, religion or belief.

It is the policy of the Group that individuals with disabilities, whether registered or not, should receive full and fair consideration for all job vacancies for which they are suitable applicants. Employees who become disabled during their working life will be retained in employment wherever possible and will be given help with any necessary rehabilitation and retraining.

Employees of the Group and its Subsidiaries are regularly consulted by local managers and kept informed of matters affecting them and the overall development of the Group.

The Group is committed to maintaining high standards of Health and Safety for its employees, customers, visitors, contractors and anyone affected by its business activities. Health and Safety is on the agenda for all regularly scheduled Board meetings.

Financial instruments

Details of the financial risk management objectives and policies of the Group, including hedging policies, are given in Note 32 to the Consolidated Financial Statements.

Share Capital

Details of the Company's Share Capital, including rights and obligations attaching to each class of share, are set out in Note 21 of the Consolidated Financial Statements.

There are no restrictions on the transfer of ordinary shares in the capital of the Company, other than customary restrictions contained within the Company's Articles of Association and certain restrictions which may be required from time-to-time by law, for example, insider trading law. In accordance with the Model Code, which forms part of the Listing Rules of the Financial Conduct Authority, certain Directors and employees are required to seek the prior approval of the Company to deal in its shares.

The Company is not aware of any agreements between shareholders that may result in restrictions on the transfer of securities and/or voting rights. The Company's Articles of Association contain limited restrictions on the exercise of voting rights.

The Company's Articles of Association may only be amended by special resolution at a General Meeting of shareholders.

Major interests in shares

As at 31 March 2022, the Company had been notified, in accordance with chapter 5 of the Disclosure and Transparency Rules, of the following voting rights as shareholder of the Company:

		2022	2021
	Number of voting rights	%	%
Lord Michael Ashcroft	23,919,737	25.6	25.6
Lombard Odier Investment Managers Group	22,020,709	23.6	23.6
J & K Riddell	5,372,638	5.8	5.8
A Gardner	5,037,470	5.4	5.4
Bailey Family	4,687,500	5.0	5.0
Canaccord Genuity Group Inc	3,805,000	4.1	4.1
H & J Spinks	3,508,772	3.8	3.8
M Boddy	3,366,667	3.6	5.4
Milton UK Microcap Trust plc	2,871,035	3.1	3.8

Corporate Social Responsibility

The Board recognises the importance of social, environmental and ethical matters and it endeavours to take account of the interests of the Group's stakeholders, including its investors, employees, clients, suppliers and business partners when operating the business.

General Meeting

Your attention is drawn to the Notice of Meeting either enclosed with this Annual Report or online at <https://investors.jaywing.com>, which sets out the resolutions to be proposed at the forthcoming General Meeting.

Post Balance Sheet Events

Bloom legal case

On 12 April 2022 there was a high court judgment in the case of "Others vs Jaywing" where the judge found that the Claimants' claim must be dismissed in its entirety and awarded costs, of which £419k has so far been recovered post year end.

Acquisition of Midisi Limited

On 26th August 2022, post period end, the Company completed the acquisition of Midisi Limited, a marketing software development business, which owns the intellectual property rights for the 'Decision' software. ("the Acquisition")

The Directors believe that the Acquisition will be immediately earnings-enhancing from the retention of 100% of revenues, and that both the revenue and profit will increase over time as Jaywing focuses on adding new clients and developing the proposition further.

The initial consideration for the Acquisition was £400,000, and which was paid from Jaywing's existing cash resources, plus excess cash of £845,230. Further fixed payments totalling £1.4m will be paid at 6-monthly intervals over 42 months, plus an additional performance-related earn-out payable at 6-monthly intervals between months 13 and 49, funded out of planned cashflows generated from Decision revenues. The earn-out relates to revenues generated from Decision, and the maximum earn-out payment is capped at £3.2m.

Connected to the acquisition, and to provide further working capital to the Group, the Company has increased the headroom in its existing short-term finance facility by £1m, through a variation of the existing debt agreement with its lenders, DSC Investment Holdings Ltd and 1798 Volantis Fund Ltd. This would cover the initial transaction costs, with subsequent payments funded out of the Company's cashflows.

Increase in debt facility

On 11 August 2022, post year end, the Company increased its existing short-term finance facility of £8.2m by £1m to £9.2m, through a variation of the existing debt agreement with its Lenders. Further details are provided in Notes 30 and 18 to the Consolidated Financial Statements

Auditor

The Directors at the date of approval of this Annual Report confirm that:

- so far as each Director is aware, there is no relevant audit information of which the Company's auditor is unaware; and
- the Directors have taken all the steps that they ought to have taken as Directors, in order to make themselves aware of any relevant audit information and to establish that the Company's auditor is aware of that information.

This confirmation is given and should be interpreted in accordance with the provisions of s418 of the Companies Act 2006.

The auditor, Grant Thornton UK LLP, has indicated its willingness to remain in office, and a resolution that it be re-appointed will be proposed at the General Meeting.

By Order of the Board

Andrew Fryatt 
 Director
 Dated: 6 September 2022

Directors' Remuneration Report

In preparing this report, we have followed the QCA's Corporate Code of Governance and drawn on best practice available.

The Remuneration Committee

During the year the Remuneration Committee comprised:

Philip Hanson (Chairman)
Ian Robinson
Mark Carrington

The Committee met four times during the year.

The Committee seeks input from the Company Secretary. The Committee makes reference to external evidence of pay and employment conditions in other companies and is free to seek advice from external advisers.

Remuneration policy

The Group's policy on remuneration for the current year and, so far as is practicable, for subsequent years, is set out below. However, the Remuneration Committee believes that it should retain the flexibility to adjust the remuneration policy in accordance with the changing needs of the business. Any changes in policy in subsequent years will be detailed in future reports on remuneration. The Group must ensure that its remuneration arrangements attract and retain people of the right calibre in order to ensure corporate success and to enhance shareholder value. Its overall approach is to attract, develop, motivate and retain talented people at all levels, by paying competitive salaries and benefits to all its staff. Pay levels are set to take account of contribution and individual performance, wage levels elsewhere in the Group, and with reference to relevant market information. The Group seeks to reward its employees fairly and give them the opportunity to increase their earnings by linking pay to achieving business and individual performance targets. Executive Directors are rewarded on the basis of individual responsibility, competence and contribution, and salary increases also consider pay awards made elsewhere in the Group as well as external market benchmarking.

During the year to 31 March 2022 there were two Executive Directors on the Board as follows:

Andrew Fryatt (Chief Executive) – Appointed 21 April 2020

Caroline Ackroyd (Chief Financial Officer) was appointed to the Board on 22 April 2021. On 14 March 2022 we announced that Caroline Ackroyd, the Company's Chief Financial Officer and a board director had resigned to pursue other interests. Interim CFO support was then provided by Ajay Handa (who did not join the Board) until 31 August 2022, when the Company announced the appointment of Christopher Hughes as the Company's Chief Financial Officer. Christopher is expected to join the Board in due course.

The Executive Directors participate in a pension scheme but do not participate in any Group healthcare arrangements.

Non-Executive Directors' fees

Fees for Non-Executive Directors are determined by the Board annually, taking advice as appropriate and reflecting the time commitment and responsibilities of the role. The Non-Executive Chairman received an annual fee of £50,000. Non-Executive Directors' fees currently comprise a basic fee of £30,000 per annum plus £10,000 for chairing a committee.

Non-Executive Directors do not participate in the annual bonus plan, pension scheme or healthcare arrangements. The Company reimburses the reasonable expenses they incur in carrying out their duties as Directors.

Remuneration components – Executive Directors

A proportion of each Executive Director's remuneration is performance related.

Basic salary

Basic salary is set by the Remuneration Committee by considering the responsibilities, individual performance and experience of the Executive Directors, as well as the market practice for executives in a similar position and wage levels elsewhere in the Group. Basic salary is reviewed (but not necessarily increased) annually by the Remuneration Committee.

Annual bonus plan

The Executive Directors are eligible to participate in the annual bonus plan. The range of award is based on annual salary.

The performance requirements, for the ability to earn a bonus, are set by the Committee annually.

Long Term Incentive Plan (LTIP)

There is currently no LTIP although the Remuneration Committee is exploring the development of a new scheme.

Directors' remuneration

The total amounts of the remuneration of the Directors of the Group for the years ended 31 March 2022 and 2021 are shown below:

31 March	2022	2021
	£	£
Aggregate emoluments	554,022	276,897
Sums paid to third parties for Directors' services	30,000	27,500
	584,022	304,397

The emoluments of the Directors are shown below:

31 March		2022	2022	2022	2021	2022	2021
		Fees and salary	Bonus	Total	Total	Pension contributions	Pension contributions
		£	£	£	£	£	£
Andrew Fryatt	Appointed 21 April 2020	220,000	55,000	275,000	194,051	8,800	13,712
Caroline Ackroyd	Appointed 22 April 2021 Resigned 14 March 2022	167,147	21,875	189,022	-	6,686	-
Ian Robinson		50,000	-	50,000	46,025	-	-
Philip Hanson		40,000	-	40,000	36,821	-	-
Mark Carrington*		30,000	-	30,000	27,500	-	-
Total		507,147	76,875	584,022	304,397	15,486	13,712

* Fee paid to a third party for the Director's services

The salary of the highest paid Director was 5 times the average salary of all Group employees excluding the Directors in the table above (2021: 4.7 times).

During the prior year, as part of the Covid-19 mitigation factors, the directors took a 20% pay reduction from April to August 2020.

Pensions

The Group made pension contributions on behalf of the Executive Directors. The amount is shown in the table above.

Directors' service agreements and letters of appointment

Contracts of service are negotiated on an individual basis as part of the overall remuneration package. The contracts of service are not for a fixed period. Details of these service contracts are set out below:

	Date of contract	Date of appointment	Notice period	Company with whom contracted
Andrew Fryatt	26 March 2020	21 April 2020	6 months	Jaywing plc
Caroline Ackroyd	7 September 2020	22 April 2021	N/A resigned 14 March 2022	Jaywing plc

In the event of termination of their contracts, each Director is entitled to compensation equal to their basic salary and bonus for their notice period.

Non-Executive Directors have letters of appointment, the details of which are as follows:

	Date of contract	Notice period	Company with whom contracted
Ian Robinson	21 May 2014	3 months	Jaywing plc
Philip Hanson	27 April 2017	3 months	Jaywing plc
Mark Carrington	21 March 2018	3 months	Jaywing plc

Directors' interests in shares

The Directors' interests in the share capital of the Company are set out below:

31 March	2022	2021
	Number of shares	Number of shares
Ian Robinson	470,267	470,267
Philip Hanson	109,462	109,462
Andrew Fryatt	96,969	96,969

Other related party transactions

No Director of the Group has, or had, a disclosable interest in any contract of significance subsisting during or at the end of the year.

Disclosable transactions by the Company under IAS 24, Related Party Disclosures, are set out in Note 30. There have been no other disclosable transactions by the Company and its Subsidiaries with Directors of the Company or any of the subsidiary companies and with substantial shareholders since the publication of the last Annual Report.

By Order of the Board

Philip Hanson

Philip Hanson
Dated: 6 September 2022

Corporate Governance Statement

This report is prepared by the Board and describes how the principles of corporate governance are applied, to the extent applicable for a company the size of Jaywing plc. The Board has adopted the QCA Corporate Governance Code and considers that the Company complies with each of the principles of the Code. The following should be noted with regard to the independence of the Company's Non-Executive Directors. The Board considers Philip Hanson, a Non-Executive Director, to be independent. The Board notes that Ian Robinson and Mark Carrington are associated with one of the Company's major shareholders which could appear to impair their independence for the purposes of the Code. However, the Board considers that both Ian Robinson and Mark Carrington can bring an independent view to bear on all matters dealt with by the Board and its various Committees. Independence is a Board judgement.

There are details of how the Group applies the ten principles of the QCA Code on the Group's investor website.

The Board

At 31 March 2022, the Board comprised Non-Executive Chairman Ian Robinson and Non-Executive Directors Philip Hanson and Mark Carrington. Andrew Fryatt was appointed to the Board as Chief Executive Officer on 22 April 2020. The Board is responsible to the shareholders for the proper management of the Group and meets at least six times a year to set the overall direction and strategy of the Group. All strategic operational and investment decisions are subject to Board approval.

Caroline Ackroyd, Chief Financial Officer, joined the business in September 2020, and was appointed to the Board on 22 April 2021. Caroline resigned effective on 14 March 2022 and was replaced by an Interim Chief Financial Officer (non-statutory director), Ajay Handa, on the same date.

The roles of Chief Executive Officer and Chairman are separate and there is a clear division of their responsibilities. All Directors are subject to re-election at least every three years

The Chairman's role is to provide leadership to the Board, plan and conduct Board meetings effectively, ensure the Board focuses on its key tasks, and engage the Board in assessing and improving its performance.

Board committees

Remuneration Committee

The Remuneration Committee comprises Philip Hanson (Chair), Ian Robinson and Mark Carrington. The Remuneration Committee, on behalf of the Board, meets at least once a year and as and when necessary to review and approve as appropriate the contract terms, remuneration and other benefits of the Executive Directors and senior management and major remuneration plans for the Group as a whole.

The Remuneration Committee approves the setting of objectives for all the Executive Directors and authorises their annual bonus payments for achievement of objectives. The Remuneration Committee approves remuneration packages sufficient to attract, retain and motivate Executive Directors required to run the Group successfully, but does not pay more than is necessary for this service.

The Committee did not award any share options or pay rises to Executive Directors during the year. It awarded an annual bonus to the CEO and CFO as set out in the Directors Remuneration Report in respect of the prior financial year. It has not awarded an annual bonus in respect of the year to 31 March 2022. Further details of the Group's policies on remuneration and service contracts are given in the Directors' Remuneration report.

Audit & Risk Committee

The Audit & Risk Committee comprises Ian Robinson (Chair), Mark Carrington and Philip Hanson. By invitation, the meetings of the Audit & Risk Committee may be attended by the other Directors and the auditor. The Committee meets not less than three times annually. The Audit & Risk Committee oversees the monitoring of the adequacy and effectiveness of the Group's internal controls, accounting policies and financial reporting and provides a forum for reporting by the Group's external auditor. Its duties include keeping under review the scope and results of the audit and its cost effectiveness, consideration of management's response to any major audit recommendations and the independence and objectivity of the auditor.

The Audit & Risk Committee review the significant estimates, judgements and risks in relation to the annual report and these are outlined in the Strategic Review. The Committee also reviews the risks outlined in the Principal Risks and Uncertainties and challenges the Executive Directors on the controls and processes in place to manage these. The effectiveness of the external audit process has been assessed through discussions with both management and the auditors, and it is proposed that Grant Thornton be reappointed as external auditor.

Nomination Committee

The Nomination Committee comprises Philip Hanson (Chair), Ian Robinson and Mark Carrington. It is responsible for nominating to the Board candidates for appointment as Directors, having regard for the balance and structure of the Board. The committee meets at least once a year. The terms of reference for all committees are available on the Group's website.

Company Secretary

The Company Secretary is responsible for advising the Board through the Chairman on all governance issues. All Directors have access to the advice and services of the Secretary.

Board performance and evaluation

In addition to the re-election of Directors every three years, the Board has a process for evaluation of its own performance and that of its committees and individual Directors, including the Chairman.

Attendance at Board and Committee meetings

The Directors attended the following Board and Committee meetings during the year ended 31 March 2022:

	Board	Remuneration	Audit & Risk	Nomination
Total meetings held	12	4	3	2
Ian Robinson	12	4	3	2
Philip Hanson	12	4	3	2
Mark Carrington	12	4	3	2
Andrew Fryatt	12	-	3	-
Caroline Ackroyd	9	-	2	-

Relationships with shareholders

The Board recognises the importance of effective communication with the Company's shareholders to ensure that its strategy and performance is understood and that it remains accountable to shareholders. The Company communicates with investors through Interim Statements, audited Annual Reports, press releases and the Company's website: <https://investors.jaywing.com>. At the Company's AGM shareholders are given the opportunity to question the Board. The Company obtains feedback from its broker on the views of institutional investors on a non-attributed and attributed basis and any concerns of major shareholders would be communicated to the Board.

Internal controls

The Board acknowledges its responsibility for establishing and maintaining the Group's system of internal controls and will continue to ensure that management keeps these processes under regular review and improves them where appropriate.

Management structure

There is a clearly defined organisational structure throughout the Group with established lines of reporting and delegation of authority based on job responsibilities and experience.

Financial reporting

Monthly management accounts provide relevant, reliable, up-to-date financial and non-financial information to management and the Board. Annual plans, forecasts and performance targets allow management to monitor the key business and financial activities and the progress towards achieving the financial objectives. The annual budget is approved by the Board.

Monitoring of controls

The Audit Committee receives regular reports from the auditor and assures itself that the internal control environment of the Group is operating effectively. There are formal policies and procedures in place to ensure the integrity and accuracy of the accounting records and to safeguard the Group's assets. Significant capital projects and acquisitions and disposals require Board approval.

Corporate Social Responsibility

The Board recognises the importance of social, environmental and ethical matters and it endeavours to take into account the interests of the Group's stakeholders, including its investors, employees, clients, suppliers and business partners when operating the business.

Employment

At a subsidiary level, each individual company has established policies which address key corporate objectives in the management of employee relations, communication and employee involvement, training and personal development and equal opportunity. The Board recognises its legal responsibility to ensure the wellbeing, safety and welfare of its employees and to maintain a safe and healthy working environment for them and for its visitors. Health and Safety is on the agenda for regularly scheduled plc Board and Executive Team meetings.

Environment

By their nature, the Group's regular operations are judged to have a low environmental impact and are not expected to give rise to any significant inherent environmental risks over the next 12 months.

By Order of the Board

Andrew Fryatt

Dated: 6 September 2022



Directors' Responsibilities Statement

The Directors are responsible for preparing the Directors' Report, the Strategic Report, Directors Remuneration Report and the Financial Statements in accordance with applicable law and regulations.

Company law requires the Directors to prepare financial statements for each financial year. Under that law the Directors must prepare the financial statements in accordance with UK-adopted international accounting standards. Under company law the Directors must not approve the financial statements unless they are satisfied that they give a true and fair view of the state of affairs and profit or loss of the company and group for that period.

In preparing these financial statements, the Directors are required to:

- select suitable accounting policies and then apply them consistently;
- make judgements and accounting estimates that are reasonable and prudent;
- state whether applicable international financial reporting standards in conformity with UK-adopted international accounting standards have been followed, subject to any material departures disclosed and explained in the financial statements; and
- prepare the financial statements on the going concern basis, unless it is inappropriate to presume that the Company will continue in business.

The Directors are responsible for keeping adequate accounting records that are sufficient to show and explain the Group and the Company's transactions, and disclose with reasonable accuracy, at any time, the financial position of the Group and the Company and enable them to ensure that the financial statements and Directors Remuneration report comply with the Companies Act 2006.

They are also responsible for safeguarding the assets of the Group and the Company and hence, for taking reasonable steps for the prevention and detection of fraud and other irregularities.

The directors are responsible for the maintenance and integrity of the corporate and financial information included on the company's website. Legislation in the United Kingdom governing the preparation and dissemination of financial statements may differ from legislation in other jurisdictions.

To the best of our knowledge:

- the group financial statements, prepared in accordance with UK-adopted international accounting standards, give a true and fair view of the assets, liabilities, financial position and profit or loss of the company and the undertakings included in the consolidation taken as a whole; and
- the Strategic Report and Directors' Report include a fair review of the development and performance of the business and the position of the company and the undertakings included in the consolidation taken as a whole, together with a description of the principal risks and uncertainties that they face.

By Order of the Board



Andrew Fryatt
Dated: 6 September 2022

Independent auditor's report to the members of Jaywing plc

Opinion

Our opinion on the financial statements is unmodified

We have audited the financial statements of Jaywing plc (the 'Parent company') and its subsidiaries (the 'Group') for the year ended 31 March 2022, which comprise the Consolidated statement of comprehensive income, the Consolidated balance sheet, the Consolidated cash flow statement, the Consolidated statement of changes in equity, and notes to the consolidated financial statements, including a summary of significant accounting policies, the Company profit and loss account, the Company balance sheet, the Company statement of changes in equity and the notes to the Parent company financial statements, including a summary of significant accounting policies. The financial reporting framework that has been applied in the preparation of the Group financial statements is applicable law and UK-adopted international accounting standards. The financial reporting framework that has been applied in the preparation of the Parent company financial statements is applicable law and United Kingdom Accounting Standards, including Financial Reporting Standard 101 'Reduced Disclosure Framework' (United Kingdom Generally Accepted Accounting Practice).

In our opinion:

- the financial statements give a true and fair view of the state of the Group's and of the Parent company's affairs as at 31 March 2022 and of the Group's and the Parent company's loss for the year then ended;
- the Group financial statements have been properly prepared in accordance with UK-adopted international accounting standards;
- the Parent company financial statements have been properly prepared in accordance with United Kingdom Generally Accepted Accounting Practice; and
- the financial statements have been prepared in accordance with the requirements of the Companies Act 2006.

Basis for opinion

We conducted our audit in accordance with International Standards on Auditing (UK) (ISAs (UK)) and applicable law. Our responsibilities under those standards are further described in the 'Auditor's responsibilities for the audit of the financial statements' section of our report. We are independent of the Group and the Parent company in accordance with the ethical requirements that are relevant to our audit of the financial statements in the UK, including the FRC's Ethical Standard as applied to listed entities, and we have fulfilled our other ethical responsibilities in accordance with these requirements. We believe that the audit evidence we have obtained is sufficient and appropriate to provide a basis for our opinion.

Conclusions relating to going concern

We are responsible for concluding on the appropriateness of the directors' use of the going concern basis of accounting and, based on the audit evidence obtained, whether a material uncertainty exists related to events or conditions that may cast significant doubt on the Group's and the Parent company's ability to continue as a going concern. If we conclude that a material uncertainty exists, we are required to draw attention in our report to the related disclosures in the financial statements or, if such disclosures are inadequate, to modify the auditor's opinion. Our conclusions are based on the audit evidence obtained up to the date of our report. However, future events or conditions may cause the Group or the Parent company to cease to continue as a going concern.


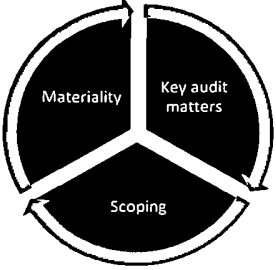
A description of our evaluation of management's assessment of the ability to continue to adopt the going concern basis of accounting, and the key observations arising with respect to that evaluation is included in the Key Audit Matters section of our report.

Based on the work we have performed, we have not identified any material uncertainties relating to events or conditions that, individually or collectively, may cast significant doubt on the Group's and the Parent company's ability to continue as a going concern for a period of at least twelve months from when the financial statements are authorised for issue.

In auditing the financial statements, we have concluded that the directors' use of the going concern basis of accounting in the preparation of the financial statements is appropriate.

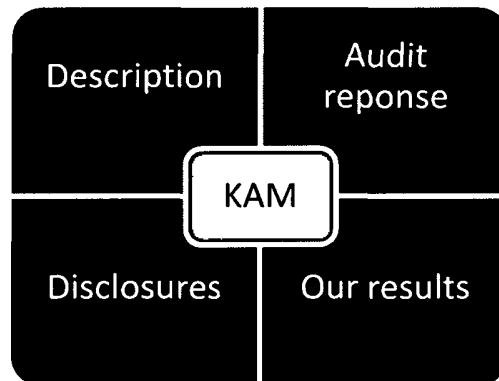
The responsibilities of the directors with respect to going concern are described in the 'Responsibilities of directors for the financial statements' section of this report.

Our approach to the audit

 	<p>Overview of our audit approach</p> <p>Overall materiality: Group: £191,000, which represents approximately 0.625% of the Group's revenue. Parent company: £90,400, which represents approximately 0.25% of the Parent company's total assets, capped at its component materiality, which is a percentage of Group materiality.</p>
	<p>Key audit matters in respect of the Group were identified as:</p> <ul style="list-style-type: none"> • Revenue recognition (same as the previous year); • Impairment of goodwill and other non-current assets (same as the previous year); and • Going concern (same as the previous year). <p>A key audit matter in respect of the Parent company was identified as:</p> <ul style="list-style-type: none"> • Impairment of investments in subsidiaries (same as the previous year).
	<p>Our auditor's report for the year ended 31 March 2021 included no key audit matters that have not been reported as key audit matters in our current year's report.</p>
	<p>A full scope audit was performed on the financial statements of the Parent company and on the financial information of two components that were determined to be significant (Jaywing UK Limited and Jaywing Pty Limited (formerly Massive Group PTY Limited)). An audit of one or more classes of transactions, account balances or disclosures was performed on one component (Frank Digital PTY Limited) within the Group. A specified audit procedure approach was adopted for five components not considered to be significant but included balances or transactions which were material to the Group opinion. The components where we performed full or specified audit procedures accounted for 100% of the Group's revenue and 100% of the Group's loss before tax. This approach differs to the prior year approach and is detailed in the section, 'Changes in approach from previous period'.</p>

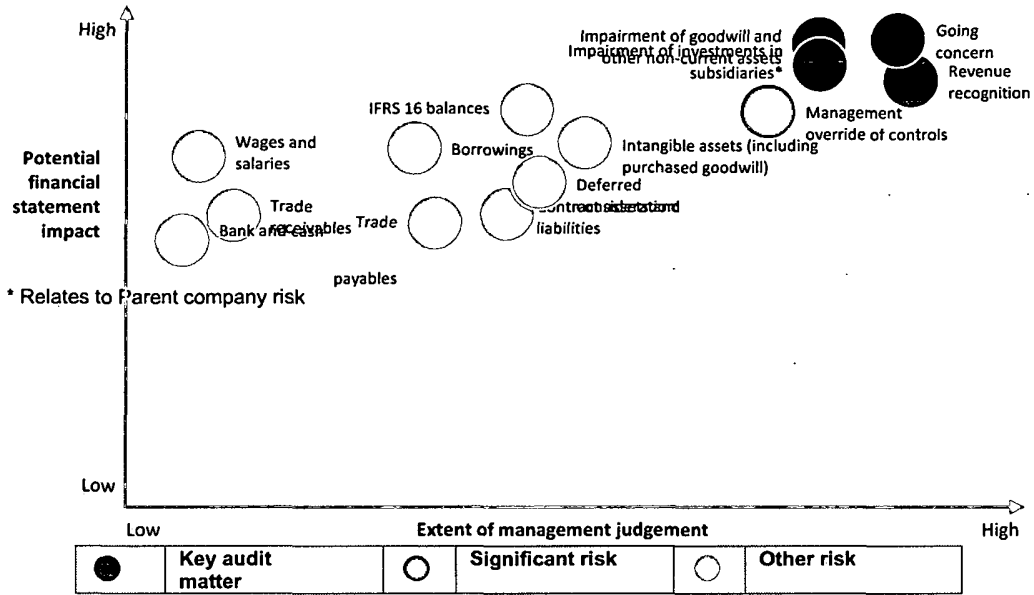
Key audit matters

Key audit matters are those matters that, in our professional judgement, were of most significance audit of the financial statements of the current and include the most significant assessed risks of misstatement (whether or not due to fraud) that we These matters included those that had the greatest the overall audit strategy; the allocation of in the audit; and directing the efforts of the engagement team. These matters were addressed context of our audit of the financial statements as a and in forming our opinion thereon, and we do not separate opinion on these matters.



in our period material identified. effect on: resources in the whole, provide a

In the graph below, we have presented the key audit matters, significant risks and other risks relevant to the audit.



Key Audit Matter – Group

Revenue recognition
 We identified revenue recognition as one of the most significant assessed risks of material misstatement due to fraud and error.
 Revenue is a major driver of the business and under ISA (UK) 240 'The Auditor's Responsibilities Relating to Fraud in an Audit of Financial Statements', there is a presumption that there are risks of fraud in revenue recognition, which could result in material misstatements.
 The Group enters into a high volume of transactions and some contracts are entered into which span the 31 March 2022 year end. The contracts across all revenue streams have varying terms and degrees of complexity.
 There is a risk that the deferral and recognition of revenues does not match the underlying terms of customer contracts, in particular the period over which the performance obligations are met or is not in accordance with the requirements of International Financial Reporting Standard (IFRS) 15 'Revenue from Contracts with Customers' and the 5 steps of revenue recognition. There is also a risk that revenue relates to fictitious transactions and therefore did not occur.
 We have pinpointed the significant risk of fraud in revenue recognition to the occurrence of 'open, more-complex' contracts at year end, within Projects and Retainers. These are open contracts which are not yet complete and include more judgement around the amount of revenue to recognise and potential for misstatement due to fraud and error. The 'less complex' contracts are typically closed at the year end and require less judgement with revenue being

How our scope addressed the matter – Group

In responding to the key audit matter, we performed the following audit procedures:

- assessed whether the revenue recognition policy is in accordance with IFRS 15;
- selected a sample of revenue contracts to recalculate the revenue recognition of these contracts in line with IFRS 15, including evaluating each of the 5 steps of revenue recognition, recalculation of any contract asset / liabilities in relation to the transaction and agreeing to supporting documentation for each;
- selected a sample of contract asset / liability balances and agreed these to supporting documentation to ensure revenue has been recognised appropriately;
- performed analytical procedures, including trend and ratio analysis comparing results to prior year;
- assessed manual journal entries to revenue to identify potentially unusual postings; and
- tested revenue recognised around the year end to confirm that it is recorded in the correct year through the audit of contract assets and liabilities.

Key Audit Matter – Group**How our scope addressed the matter – Group**

recognised on a straight line basis over the contract term.

Closed contracts indicate that the performance obligations have been satisfied and there is less judgement required.

We have not identified a significant risk within the Licences or Consultancy streams due to these streams being less complex and of a lesser significance to the Group's results.

Revenue recognition is susceptible to management bias which heightens this risk.

Relevant disclosures in the Annual Report and Accounts 2022

- Financial statements: Principal Accounting Policies
- Financial statements: Note 1 to the consolidated financial statements, Segmental analysis
- Financial statements: Note 17 to the consolidated financial statements, Contract Assets and Liabilities

Impairment of goodwill and other non-current assets

We identified impairment of goodwill and other non-current assets as one of the most significant assessed risks of material misstatement due to error.

The carrying value of goodwill at 31 March 2022 was £21.7 million after management's adjustment for impairment of £6.1 million (2021: £27.6 million). Based on the current trading conditions in the environment within which the Group operates, including Covid-19 and the economic impact on the sector, we have identified a significant risk in relation to the impairment of goodwill and other non-current assets, pinpointed to the UK CGU.

Management performs an impairment review on an annual basis using discounted cash flows on a value in use basis in line with the requirements of IAS 36 for Goodwill and intangible assets with an indefinite life. This year's review has identified a £6.1m impairment which management have posted against goodwill. The key judgements made by management in assessing goodwill and other non-current assets for impairment include the growth and discount rates applied in the discounted cash flow calculations, due to the sensitivity of these assumptions to changes, and the identification of cash generating units (CGUs).

Relevant disclosures in the Annual Report and Accounts 2022

- Financial statements: Principal Accounting Policies

Our results

Based on our audit work, we did not identify any material misstatements in revenue recognition, and we concluded that revenue was recognised in accordance with the Group's accounting policy and IFRS 15.

In responding to the key audit matter, we performed the following audit procedures:

- assessed whether the accounting policy for the impairment of intangible assets and goodwill is in accordance with IAS 36 'Impairment of Assets', and whether the accounting policy had been applied consistently through our assessment of the impairment model;
- assessed the appropriateness of the CGUs identified and the allocation of assets and cashflows to these CGUs;
- assessed the integrity of the impairment models by testing the mechanical and mathematical accuracy;
- obtained an understanding of the process used by management to determine the discount rates, including understanding of management's expert's work, and used an auditor's internal expert to evaluate them against their expectations and the industry norms;
- challenged the key assumptions applied in preparing the cash flow forecasts, including revenue and cost assumptions, discount rate and an assessment of historical forecasts and actual performance to assess management's historical forecasting accuracy;
- performed sensitivity analysis on the impairment assessment to understand the sensitivity to the model which would cause a further impairment;
- considered the remaining balances for goodwill and other intangibles, after management's impairment charges; and
- assessed the adequacy of the disclosures included within the financial statements for compliance with IAS 36.

Based on our audit work, we concluded that the impairment of goodwill and other non-current assets has been performed appropriately in accordance with IAS 36 and concur with management's view that an impairment of £6.1m to goodwill is required and that

Key Audit Matter – Group	How our scope addressed the matter – Group
<ul style="list-style-type: none"> Financial statements: Notes 14 and 15 to the consolidated financial statements, Goodwill and Other intangible assets respectively. 	<p>no further impairment to other non-current assets is required.</p> <p>The disclosures made in notes 14 and 15 to the consolidated financial statements appropriately describe this matter.</p>
<p>Going concern</p> <p>We identified going concern as one of the most significant assessed risks of material misstatement due to fraud and error.</p> <p>Covid-19 is one of the most significant economic events for the UK, and at the date of this report there continues to be uncertainty as to the ultimate impact of these events on the Group and the Parent company.</p> <p>The Group has historically suffered losses and is also loss making for the current financial year (ended 31 March 2022).</p> <p>In undertaking their assessment of going concern for the Group and the Parent company, the directors considered the impact of Covid-19 in their forecast future performance of the Group and the Parent company and the anticipated cash flows as follows:</p> <ul style="list-style-type: none"> the current financing available to the Group and associated debt covenants; cost saving actions that the Group have implemented as a result of the Covid-19 pandemic and restructuring; and the potential impact on revenues generated from customers based on a number of scenarios. <p>The directors have concluded, based on the various scenarios developed, that the Group and the Parent company have sufficient resources available to meet their liabilities as they fall due for at least 12 months following the date of approval of the financial statements, and have concluded that there are no material uncertainties that may cast significant doubt over the Group's and the Parent company's ability to continue as a going concern.</p> <p>As a result of the judgement required by management to conclude whether there is a material uncertainty related to going concern, we have identified going concern as a key audit matter.</p>	<p>In responding to the key audit matter, we performed the following audit procedures:</p> <ul style="list-style-type: none"> obtained management's forecasts covering the period from 1 April 2022 to 30 September 2023, including their assessment of the possible future impact of Covid-19 and assessed how these forecasts were compiled, including assessing their appropriateness by challenging the reasonableness of the underlying assumptions around the discount rate and growth rate, and considering whether the assumptions are consistent with our understanding of the business; obtained post year end management accounts and assessed them against the forecasts used in the impairment review for the same period to assess any potential impact over the forecast period of the variances identified; assessed the accuracy of management's past forecasting by comparing management's forecasts for the prior year, and the preceding year, to the actual results for these periods and considering the impact on the cash flow forecast; assessed management's cash and available financing facilities as well as the continued support of lenders; corroborated any mitigating actions taken by management to support the going concern assumption to relevant documentation and evaluation of their application in the forecasts for accuracy; obtained management's reverse stress test and assessed the likelihood of the scenario and impact on the Group and Parent company to determine the reduction in revenue and consequently earnings after tax that would lead to elimination of the headroom in their cash flow forecasts; and assessed the adequacy of the going concern disclosures included within the financial statements.
<p>Relevant disclosures in the Annual Report and Accounts 2022</p> <ul style="list-style-type: none"> Financial statements (Group): Principal accounting policies, Going concern; and Financial statements (Parent company) Note 1 'Accounting policies' to the Parent company financial statements, Going concern. 	<p>Our results</p> <p>Based on our audit work, we have nothing to report in addition to that stated in the 'Conclusions relating to going concern' section of our report.</p>
Key Audit Matter – Parent company	

Key Audit Matter – Group	How our scope addressed the matter – Group
<p>Impairment of investments in subsidiaries</p> <p>We identified impairment of investments in subsidiaries as one of the most significant assessed risks of material misstatement due to error.</p> <p>The carrying value of the Parent company's investments in subsidiaries at 31 March 2022 was £26.2million after management's adjustment for impairment of £9.2 million (2021: £34.7 million). Based on the current trading conditions in the environment within which the Group operates, including Covid-19 and the economic impact on the sector, we have identified an elevated risk in relation to the impairment of investments in subsidiaries.</p> <p>Management performs an impairment review on an annual basis using discounted cash flows on a value in use basis.</p> <p>The key judgements made by management in assessing the carrying value of investments in subsidiaries for impairment include the growth and discount rates applied in the discounted cash flow calculations, due to the sensitivity of these assumptions to changes.</p>	<p>In responding to the key audit matter, we performed the following audit procedures:</p> <ul style="list-style-type: none"> • assessed whether the accounting policy for investments in subsidiaries is in accordance with IAS 27 'Separate Financial Statements' and IAS 36 'Impairment of Assets', and whether the accounting policy had been applied consistently; • assessed the position and performance of each subsidiary undertaking to assess whether there were any indications of impairment; • assessed the integrity of the impairment models by testing its mathematical and mechanical accuracy; • understanding the process used by management to determine the discount rates, including understanding the work of management's expert, and using auditor's expert to evaluate them against their expectations and the industry norms; • assessed the appropriateness of any changes to assumptions since the prior year; and • challenged the cash flow forecasts with reference to historical forecasts and actual performance to support any significant expected future changes to the business and ensure that cash can be transferred through the Group; and • considered the remaining balances for investments in subsidiaries, after management's impairment charges.
<p>Relevant disclosures in the Annual Report and Accounts 2022</p> <ul style="list-style-type: none"> • Financial statements: Note 12 to the Parent company financial statements, Investments 	<p>Our results</p> <p>Based on our audit work, we concluded that the impairment of investments has been accounted for in accordance with IAS 27 and IAS 36 and that that an impairment of £9.2m against the investments balance is required for the year. The disclosures made in note 12 to the Parent company financial statements appropriately describe this matter.</p>

Our application of materiality

We apply the concept of materiality both in planning and performing the audit, and in evaluating the effect of identified misstatements on the audit and of uncorrected misstatements, if any, on the financial statements and in forming the opinion in the auditor's report.

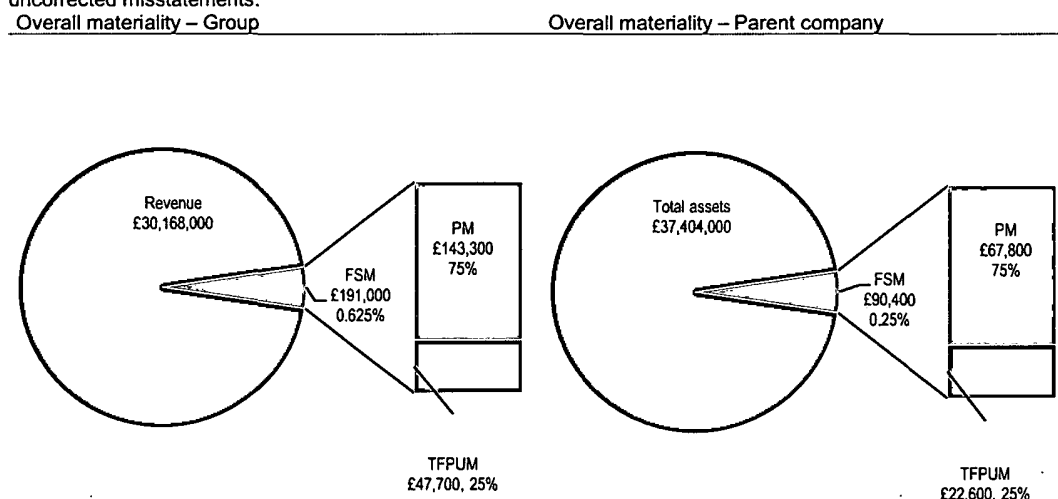
Materiality was determined as follows:

Materiality measure	Group	Parent company
Materiality for financial statements as a whole	We define materiality as the magnitude of misstatement in the financial statements that, individually or in the aggregate, could reasonably be expected to influence the economic decisions of the users of these financial statements. We use materiality in determining the nature, timing and extent of our audit work.	
Materiality threshold	£191,000, which is approximately 0.625% of the Group's revenue.	£90,400, which is approximately 0.25% of the Parent company's total assets, capped at its component materiality, which is a percentage of Group materiality.
Significant judgements made by auditor in	In determining materiality, we made the following significant judgements:	In determining materiality, we made the following significant judgements:

Materiality measure	Group	Parent company
determining the materiality	<ul style="list-style-type: none"> Revenue is a key performance indicator for management as identified within the Strategic Report and is the focus for further growth of the Group. Normalised earnings have previously been used, however earnings in the current and previous year are break even and have been volatile. We therefore considered revenue to be the most appropriate benchmark for the Group. We determined a percentage of approximately 0.625% to be appropriate based on the Group being listed on AIM and the performance of the Group revenue in the year has been strong in comparison to previous years. <p>Materiality for the current year is higher than the level that we determined for the year ended 31 March 2021 to reflect the increase in the performance of the Group during the year and the change in the benchmark and measurement percentage being applied from 3% of the Group's normalised loss before tax for the prior year to a revenue based benchmark for the current year, as described above, which was higher.</p>	<ul style="list-style-type: none"> The Parent company is a holding company which has no trade, so we therefore considered total assets to be the most appropriate benchmark for the Parent company; and The percentage applied of approximately 0.25% was selected based on the risk profile of the Parent company as a component within an AIM listed Group. <p>Materiality for the current year is higher than the level that we determined for the year ended 31 March 2021 to reflect the increase in Group materiality for the current year and the capping referred to above.</p>
Performance materiality used to drive the extent of our testing	We set performance materiality at an amount less than materiality for the financial statements as a whole to reduce to an appropriately low level the probability that the aggregate of uncorrected and undetected misstatements exceeds materiality for the financial statements as a whole.	
Performance materiality threshold	£143,300, which is 75% of financial statement materiality.	£67,800, which is 75% of financial statement materiality.
Significant judgements made by auditor in determining the performance materiality	<p>In determining performance materiality, we made the following significant judgements:</p> <ul style="list-style-type: none"> the effective control environment of the Group; and our experience auditing the financial statements of the Group, including the limited number and quantum of misstatements identified in previous audits. <p>Therefore, we considered maintaining performance materiality at the higher end of our scale to be appropriate.</p>	<p>In determining performance materiality, we made the following significant judgements:</p> <ul style="list-style-type: none"> the effective control environment of the Parent company; and very few misstatements have been identified in previous audits. <p>Therefore, we considered maintaining performance materiality at the higher end of our scale to be appropriate.</p>
Specific materiality	We determine specific materiality for one or more particular classes of transactions, account balances or disclosures for which misstatements of lesser amounts than materiality for the financial statements as a whole could reasonably be expected to influence the economic decisions of users taken on the basis of the financial statements.	
Specific materiality	<p>We determined a lower level of specific materiality for the following areas:</p> <ul style="list-style-type: none"> Directors' remuneration; and Related party transactions. 	<p>We determined a lower level of specific materiality for the following areas:</p> <ul style="list-style-type: none"> Directors' remuneration; and Related party transactions.

Materiality measure	Group	Parent company
Communication of misstatements to the Audit & Risk Committee	We determine a threshold for reporting unadjusted differences to the Audit & Risk Committee.	
Threshold for communication	£9,600 and misstatements below that threshold that, in our view, warrant reporting on qualitative grounds.	£4,500 and misstatements below that threshold that, in our view, warrant reporting on qualitative grounds.

The graph below illustrates how performance materiality interacts with our overall materiality and the tolerance for potential uncorrected misstatements.



FSM: Financial statements materiality, PM: Performance materiality, TFPUM: Tolerance for potential uncorrected misstatements

An overview of the scope of our audit

We performed a risk-based audit that requires an understanding of the Group's and the Parent company's business and in particular matters related to:

Understanding the Group, its components, and their environments, including Group-wide controls

- We obtained an understanding of the Group and its environment, including Group-wide controls, and assessed the risks of material misstatement at the Group level;
- We assessed the design effectiveness of controls around significant classes of transactions through the performance of walkthroughs;
- We obtained an understanding of the individual components, including component specific controls, and assessed the risks of material misstatement at the Group level. We held planning discussions with the Group's management team; and
- We performed walkthroughs of key areas of focus, including significant risks, in order to confirm our understanding of the control environment across the Group.

Identifying significant components

- We identified a total of nine components, of which three were identified as significant based on their individual financial significance to the Group. The measures used to determine significance were based on the Group's revenue, the Group's loss before tax and the Group's total assets.

Type of work to be performed on financial information of Parent and other components (including how it addressed the key audit matters)

- We performed a full-scope audit of the financial statements of the Parent company, and of the financial information of two subsidiary undertakings identified as significant components which resulted in the audit of the financial information of the

component using component materiality (Jaywing UK Limited and Jaywing Pty Limited (formerly Massive Group PTY Limited)).

- We performed a full scope audit of the financial statements of the Parent company. We identified, impairment of investments in subsidiaries as key audit matters and the work at we performed to address this is as described in the key audit matters table above.
- We performed procedures on the impairment of Goodwill and other non-current assets and Going Concern at a group level as a key audit matter and the work at we performed to address this is as described in the key audit matters table above.
- We identified two significant components (Jaywing UK Limited and Jaywing Pty Limited (formerly Massive Group PTY Limited)) within the Group and performed a full scope audit on the financial information of each, including work on revenue recognition based on the procedures identified in the Key audit matters above. An additional component (Frank Digital Pty Limited) was identified for audit of one or more classes of transactions, account balances or disclosures as it was likely to include significant risks which resulted in the overall coverage of the revenue balance which was included within the components selected for testing of 100%.
- The remaining components were identified for specified audit procedures on the financial information of the component.

Communications with component auditors

- All audit work was performed by overseas members of the Grant Thornton International Limited network of independent firms. We issued Group instructions to one component auditor in relation to performing one full-scope audit and one specific-scope audit. The Group audit team were involved in the risk assessments of those components and reviewed the audit file for the significant and other risk areas.

Changes in approach from previous period

- Our audit scope has changed since the prior year following the restructure of the Group and Frank Digital in Australia has been removed from the full-scope audit owing to its financial insignificance in context of the Group as a whole and is now replaced with a specific-scope audit.
- During the year, the trade and assets of the UK operations were transferred to one component and therefore our audit procedures on previous trading components has been reduced to specified audit procedures.
- There has been no overall reduction in percentage of balances which were subject to audit.

Audit approach	No. of components	% coverage total assets	% coverage revenue	% coverage LBT
Full-scope audit	3	100	95	15
Specific-scope audit	1	0	5	85
Specified audit procedures	5	0	0	0

Other information

The directors are responsible for the other information. The other information comprises the information included in the annual report and accounts, other than the financial statements and our auditor's report thereon. Our opinion on the financial statements does not cover the other information and, except to the extent otherwise explicitly stated in our report, we do not express any form of assurance conclusion thereon.

In connection with our audit of the financial statements, our responsibility is to read the other information and, in doing so, consider whether the other information is materially inconsistent with the financial statements, or our knowledge obtained in the audit or otherwise appears to be materially misstated. If we identify such material inconsistencies or apparent material misstatements, we are required to determine whether there is a material misstatement in the financial statements or a material misstatement of the other information. If, based on the work we have performed, we conclude that there is a material misstatement of this other information, we are required to report that fact.

We have nothing to report in this regard.

Our opinion on other matters prescribed by the Companies Act 2006 is unmodified

In our opinion, based on the work undertaken in the course of the audit:

- the information given in the strategic report and the directors' report for the financial year for which the financial statements are prepared is consistent with the financial statements; and
- the strategic report and the directors' report have been prepared in accordance with applicable legal requirements.

Matter on which we are required to report under the Companies Act 2006

In the light of the knowledge and understanding of the Group and the Parent company and its environment obtained in the course of the audit, we have not identified material misstatements in the strategic report or the directors' report.

Matters on which we are required to report by exception

We have nothing to report in respect of the following matters in relation to which the Companies Act 2006 requires us to report to you if, in our opinion:

- adequate accounting records have not been kept by the Parent company, or returns adequate for our audit have not been received from branches not visited by us; or
- the Parent company financial statements are not in agreement with the accounting records and returns; or
- certain disclosures of directors' remuneration specified by law are not made; or
- we have not received all the information and explanations we require for our audit.

Responsibilities of directors for the financial statements

As explained more fully in the directors' responsibilities statement, the directors are responsible for the preparation of the financial statements and for being satisfied that they give a true and fair view, and for such internal control as the directors determine is necessary to enable the preparation of financial statements that are free from material misstatement, whether due to fraud or error.

In preparing the financial statements, the directors are responsible for assessing the Group's and the Parent company's ability to continue as a going concern, disclosing, as applicable, matters related to going concern and using the going concern basis of accounting unless the directors either intend to liquidate the Group or the Parent company or to cease operations, or have no realistic alternative but to do so.

Auditor's responsibilities for the audit of the financial statements

Our objectives are to obtain reasonable assurance about whether the financial statements as a whole are free from material misstatement, whether due to fraud or error, and to issue an auditor's report that includes our opinion. Reasonable assurance is a high level of assurance but is not a guarantee that an audit conducted in accordance with ISAs (UK) will always detect a material misstatement when it exists. Misstatements can arise from fraud or error and are considered material if, individually or in the aggregate, they could reasonably be expected to influence the economic decisions of users taken on the basis of these financial statements.

A further description of our responsibilities for the audit of the financial statements is located on the Financial Reporting Council's website at: www.frc.org.uk/auditorsresponsibilities. This description forms part of our auditor's report.

Explanation as to what extent the audit was considered capable of detecting irregularities, including fraud

Irregularities, including fraud, are instances of non-compliance with laws and regulations. We design procedures in line with our responsibilities, outlined above, to detect material misstatements in respect of irregularities, including fraud. Owing to the inherent limitations of an audit, there is an unavoidable risk that material misstatements in the financial statements may not be detected, even though the audit is properly planned and performed in accordance with ISAs (UK).

The extent to which our procedures are capable of detecting irregularities, including fraud, is detailed below:

- We enquired of management whether they were aware of any instances of non-compliance with laws and regulations or whether they had any knowledge of actual, suspected or alleged fraud. We corroborated our enquiries through our analysis of board minutes.
- We obtained an understanding of the legal and regulatory frameworks that are applicable to the Group and the Parent company and determined that the most significant are UK-adopted international accounting standards (for the Group), Financial Reporting Standard 101 'Reduced Disclosure Framework' (for the Parent company) and the Companies Act 2006;
- In addition, we concluded that there are certain significant laws and regulations that may have an effect on the determination of the amounts and disclosures in the financial statements and those laws and regulations relating to health and safety, employee matters, environmental, and bribery and corruption practices.
- We identified areas of laws and regulations that could reasonably be expected to have a material effect on the financial statements from our general commercial and sector experience, through discussion with the directors and the Audit & Risk Committee, and from inspection of the Group board minutes and legal and regulatory correspondence. We discussed the policies and procedures regarding compliance with laws and regulations across the Group with the directors and the Audit & Risk Committee, including procedures such as the engagement team reviewing meeting minutes to identify any non-compliance with laws and regulations
- We assessed the susceptibility of Jaywing plc's consolidated financial statements to material misstatement, including how fraud might occur by meeting with management from relevant parts of the business to understand where management considered there was a susceptibility to fraud. We also considered performance targets and their influence on efforts made by management to manage earnings or influence the perceptions of analysts
- Audit procedures performed by the engagement team included:
 - evaluation of the design effectiveness and testing the operating effectiveness of controls that management has in place to prevent and detect fraud;
 - journal entry testing, with a focus on material manual journals, including those with unusual account combinations and those posted directly to the consolidation that increased revenue or that reclassified costs from the income statement to the balance sheet;
 - utilising a valuation specialist to perform stress testing on management's impairment calculation;
 - challenging assumptions and judgements made by management in its significant accounting estimates;
 - testing the completeness of the Group's related party transactions through information obtained at the Parent and component entities and testing that these transactions had a valid business purpose;
 - assessing matters reported through the Group's whistleblowing programme and the results of management's evaluation of such matters; and
 - assessing the compliance of disclosures in the annual report and accounts with applicable financial reporting requirements.
- These audit procedures were designed to provide reasonable assurance that the financial statements were free from fraud or error. The risk of not detecting a material misstatement due to fraud is higher than the risk of not detecting one resulting from error and detecting irregularities that result from fraud is inherently more difficult than detecting those that result from error, as fraud may involve collusion, deliberate concealment, forgery or intentional misrepresentations. Also, the further removed non-compliance with laws and regulations is from events and transactions reflected in the financial statements, the less likely we would become aware of it.

- We assessed the susceptibility of the Group's financial statements to material misstatement, including how fraud might occur, by evaluating management's incentives and opportunities for manipulation of the financial statements. This included the evaluation of the risk of management override of controls. We determined that the principal risks were in relation to:
 - journal entries that increased revenues or that reclassified costs from the income statement to the balance sheet;
 - potential management bias in determining accounting estimates, especially in relation to the calculation of impairment of intangible assets; and
 - transactions with related parties.
- The engagement partner's assessment of the appropriateness of the collective competence and capabilities of the engagement team included consideration of the engagement team's:
 - understanding of, and practical experience with, audit engagements of a similar nature and complexity, through appropriate training and participation;
 - knowledge of the industry in which the Group and Parent company operate; and
 - understanding of the legal and regulatory frameworks applicable to the Group and the Parent company.
- Relevant laws and regulations and potential fraud risks were communicated to all engagement team members. We remained alert to any indications of fraud or non-compliance with laws and regulations throughout the audit.
- We enquired of the component auditor to request details of any instances of non-compliance with laws and regulations that could give rise to a material misstatement of the Group financial statements.

Use of our report

This report is made solely to the company's members, as a body, in accordance with Chapter 3 of Part 16 of the Companies Act 2006. Our audit work has been undertaken so that we might state to the company's members those matters we are required to state to them in an auditor's report and for no other purpose. To the fullest extent permitted by law, we do not accept or assume responsibility to anyone other than the company and the company's members as a body, for our audit work, for this report, or for the opinions we have formed.

Grant Thornton UK LLP

Donna Steel
Senior Statutory Auditor
for and on behalf of Grant Thornton UK LLP
Statutory Auditor, Chartered Accountants
Sheffield
6 September 2022

Consolidated Statement of Comprehensive Income

For the year ended 31 March		2022	Restated*
		£'000	2021 £'000
	Note		
Gross revenue		30,168	25,957
Direct Costs		<u>(6,844)</u>	<u>(5,792)</u>
Revenue	1	23,324	20,165
Other operating income	2	40	793
Operating expenses*	3	<u>(29,450)</u>	<u>(21,998)</u>
Operating (Loss)		(6,086)	(1,040)
Finance costs	4	<u>(474)</u>	<u>(451)</u>
Loss before tax		(6,560)	(1,491)
Tax (expense) / credit	5	<u>123</u>	<u>119</u>
Loss for the year		<u>(6,437)</u>	<u>(1,372)</u>
Loss for the year is attributable to:			
Non-controlling interests		12	71
Owners of the parent		<u>(6,449)</u>	<u>(1,443)</u>
		(6,437)	(1,372)
Other comprehensive income			
Items that will be reclassified subsequently to profit or loss			
Exchange differences on retranslation of foreign operations	27	<u>279</u>	<u>(6)</u>
Total comprehensive loss for the period		<u>(6,158)</u>	<u>(1,378)</u>
Total comprehensive loss is attributable to:			
Non-controlling interests	26	12	71
Owners of the Parent		<u>(6,170)</u>	<u>(1,449)</u>
		(6,158)	(1,378)
Basic and diluted loss per share			
Loss per share	6	<u>(6.90p)</u>	<u>(1.54p)</u>

The accompanying Notes form part of these Consolidated Financial Statements.

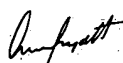
*The comparative information has been restated due to fair value adjustments misstated in the prior period as discussed in note 33.

Consolidated Balance Sheet

As at 31 March		2022	Restated*
	Note	£'000	2021 £'000
Non-current assets			
Property, plant and equipment	12	2,173	2,060
Goodwill*	14	21,705	27,581
Deferred tax asset*	20	644	586
Other intangible assets	15	69	799
		24,591	31,026
Current assets			
Trade and other receivables*	16	6,415	6,056
Contract assets	17	453	619
Current tax asset		32	46
Cash and cash equivalents	18	714	752
		7,614	7,473
Total assets		32,205	38,499
Current liabilities			
Borrowings	18	8,754	8,338
Trade and other payables	19	7,931	8,065
Contract Liabilities	17	1,408	1,163
Current lease liabilities	13	395	666
Current tax liabilities		-	194
Provisions	19	42	42
		18,530	18,468
Non-current liabilities			
Non-current lease liabilities	13	1,448	877
Deferred tax liabilities	20	-	113
		1,448	990
Total liabilities		19,978	19,458
Net assets		12,227	19,041
Equity			
Equity attributable to owners of the parent			
Share capital	21	34,992	34,992
Share premium	22	10,088	10,088
Capital redemption reserve	24	125	125
Treasury shares	23	(25)	(25)
Share option reserve	25	-	-
Foreign currency translation reserve	27	118	(161)
Retained earnings*	28	(33,071)	(26,332)
Equity attributable to owners of the parent		12,227	18,687
Non-controlling interest	26	-	354
Total equity		12,227	19,041

*The comparative information has been restated due to fair value adjustments misstated in the prior period as discussed in note 33.

These Financial Statements were approved by the Board of Directors on 6 September 2022 and were signed on its behalf by:



Andrew Fryatt
Director

Company number: 05935923

The accompanying Notes form part of these Consolidated Financial Statements.

Consolidated Cash Flow Statement

For the year ended 31 March	Note	2022 £'000	Restated* 2021 £'000
Cash flow from operating activities			
Loss after tax*		(6,437)	(1,372)
Adjustments for:			
Impairment of Goodwill	3	6,131	-
Depreciation of property, plant & equipment	3	327	259
Depreciation and impairment of right of use assets	3	752	666
Amortisation of intangibles	3	730	1,118
Impairment of other intangibles		-	690
Financial costs	4	474	451
Taxation expense / (credit)	5	(123)	(119)
Operating cash flow before changes in working capital		1,854	1,693
(Increase) in trade and other receivables		(168)	(901)
(Decrease) / Increase in trade and other payables		(99)	1,466
Cash generated from operations		1,587	2,258
Interest paid		(58)	(74)
Tax paid		(240)	(376)
Net cash flow from operating activities		1,289	1,808
Cash flow from investing activities			
Payment of deferred consideration		(442)	(377)
Acquisition of intangible assets		-	(3)
Acquisition of property, plant and equipment	12	(163)	(98)
Net cash outflow from investing activities		(605)	(478)
Cash flow from financing activities			
Acquisition of non-controlling interest*		-	(1,925)
Repayment of Lease Liabilities (IFRS16)		(722)	(649)
Net cash (outflow) from financing activities		(722)	(2,574)
Net decrease in cash and cash equivalents		(38)	(1,244)
Cash and cash equivalents at beginning of year		752	1,996
Cash and cash equivalents at end of year		714	752
Cash and cash equivalents comprise:			
Cash at bank and in hand		714	752

The accompanying Notes form part of these Consolidated Financial Statements.

*The comparative information has been restated due to fair value adjustments misstated in the prior period and restatement of acquisition of non-controlling interest in 2021 reclassified from investing activities to financing activities as discussed in note 33.

Consolidated Statement of Changes in Equity

	Share Capital	Share Premium Account	Capital Redemption Reserve	Treasury Shares	Share Option Reserve	Foreign Currency Translation Reserve	Retained Earnings	Equity attributable to parent	Non- controlling Interest	Total equity
	£'000	£'000	£'000	£'000	£'000	£'000	£'000	£'000	£'000	£'000
Balance at 31 March 2020	34,992	10,088	125	(25)	696	(155)	(24,868)	20,853	1,339	22,192
Acquisition of subsidiaries NCI*	-	-	-	-	-	-	(717)	(717)	(1,056)	(1,773)
Transactions with owners	-	-	-	-	-	-	(717)	(717)	(1,056)	(1,773)
Profit/(loss) for the period*	-	-	-	-	-	-	(1,443)	(1,443)	71	(1,372)
Transfer in relation to lapsed share options*	-	-	-	-	(696)	-	696	-	-	-
Retranslation of foreign currency	-	-	-	-	-	(6)	-	(6)	-	(6)
Total comprehensive income for the period	-	-	-	-	(696)	(6)	(1,464)	(2,166)	(985)	(3,151)
Balance at 31 March 2021 (as previously stated)	34,992	10,088	125	(25)	-	(161)	(24,124)	20,895	354	21,249
Prior year adjustment (see note 33)	-	-	-	-	-	-	(2,208)	(2,208)	-	(2,208)
Balance at 31 March 2021 (as restated)	34,992	10,088	125	(25)	-	(161)	(26,332)	18,687	354	19,041
Acquisition of subsidiaries NCI*	-	-	-	-	-	-	(290)	(290)	(366)	(656)
Transactions with owners	-	-	-	-	-	-	(290)	(290)	(366)	(656)
Profit/(loss) for the period	-	-	-	-	-	-	(6,449)	(6,449)	12	(6,437)
Retranslation of foreign currency	-	-	-	-	-	279	-	279	-	279
Total comprehensive income for the period	-	-	-	-	-	279	(6,739)	(6,460)	(354)	(6,814)
Balance at 31 March 2022	34,992	10,088	125	(25)	-	118	(33,071)	12,227	-	12,227

The accompanying Notes form part of these Consolidated Financial Statements.

*The comparative information has been restated due to fair value adjustments misstated in the prior period as discussed in note 33.

Principal Accounting Policies

Jaywing plc is a Company incorporated in the UK and is AIM listed.

The Consolidated Financial Statements consolidate those of Jaywing plc and its subsidiaries (together referred to as the 'Group').

The Consolidated Financial Statements have been prepared and approved by the Directors in accordance with UK Adopted International accounting standards. The Consolidated Financial Statements have been prepared under the historical cost convention.

The principal accounting policies of the Group are set out below. The policies have remained unchanged from the previous year.

Going concern

The Group financial statements have been prepared on a going concern basis in accordance with UK Adopted International accounting standards. In coming to their conclusion, the Directors have considered the Group's profit and cash flow forecasts for period of at least 12 months from the date these financial statements were approved.

In determining the appropriate basis of preparation of the financial statements, the Directors are required to consider whether the Group can continue in operational existence for the foreseeable future.

In addition to the normal process of preparing forecasts for the Group, the Board has also considered downside risks and the potential impact of the economic environment on the cash flows of the Group for a period to 30 September 2024. This has been done by looking at various scenarios within the forecasts for the potential effect of changes in the market during the forecast period.

In considering their position the Directors have also had regard to letters of support in respect of the secured debt which have received from each of the holders of that debt confirming that the debt will not be called in and support will be provided for the foreseeable future. Details of this debt are contained in Note 18 and Note 30.

The Group financial statements do not include the adjustments that would result if the Group were unable to continue as a going concern. The Directors have a reasonable expectation that the Group has adequate resources to continue in existence for the foreseeable future and have concluded it is appropriate to adopt the going concern basis of accounting in the preparation of the financial statements.

Basis of consolidation

Subsidiaries are entities controlled by the Group. Control exists when the Group has the rights to variable returns from its involvement with the investee and has the ability to affect these returns through its power over the investee. In assessing control, potential voting rights that are currently exercisable or convertible are taken into account. The Financial Statements of subsidiaries are included in the Consolidated Financial Statements from the date that control commences until the date that control ceases. Transactions between subsidiary companies are eliminated on consolidation.

Revenue

Revenue is generated mainly under the following four contractual models:

1. Monthly retainers
2. Project-based
3. Consulting day rates
4. Licences (with and without support).

To determine whether to recognise revenue, the Group follows a 5-step process:

1. Identify the contract with the customer
2. Identify the performance obligations
3. Determine the transaction price
4. Allocate the transaction price to the performance obligations
5. Recognise revenue when the performance obligations are satisfied

The Group often enters into transactions involving a range of the Group's products and services, for example providing a client with data consultancy and brand development work. In all cases, the total transaction price for a contract is allocated amongst the various performance obligations based on their relative stand-alone selling prices.

Revenue is recognised over time, as the Group satisfies performance obligations by transferring the promised goods or services to its customers in accordance with IFRS15.35 (c).

The Group recognises contract liabilities for consideration received in respect of unsatisfied performance obligations and reports these on the face of the consolidated balance sheet. Similarly, if the Group satisfies a performance obligation

before it receives the consideration, the Group recognises a receivable in its consolidated balance sheet as a contract asset.

Monthly retainers

A client will sign up to a contract for a period of between six and 18 months, with a fixed fee each month for an agreed amount of work to be performed. Under each contract, there may be more than one service provided to the customer, such as Pay Per Click (PPC) and Search Engine Optimisation (SEO) management. These will have agreed KPIs and are separately identifiable, hence are identified as separate performance obligations. These services will be set out in the contract with revenue amounts associated and the revenue streams will be recognised separately. Most fees are fixed but some fees are variable each month and are based on a ratchet scale calculation.

The transaction price is set out in the contract for each service provided and revenue is allocated to the various performance obligations on this basis. The customer may choose to take additional services for a period of time, which would be subject to a separate agreement. Any performance fees payable under a contract would relate to a specific month and be calculated in line with the provisions set out in the contract.

Revenue is recognised over time as the customer simultaneously receives and consumes the benefits of the services as the service is performed. It is recognised using the output method, on a straight-line basis over the life of the contract as the amount of work required to perform under these contracts does not vary significantly from month to month, therefore the straight-line method provides a faithful depiction of the transfer of goods or services.

Project-based

A client will enter into a framework agreement that covers all work performed by Jaywing and will then issue a brief or work order for a specific piece of work to be performed. This could be the development of a website for a client, or the production of a creative campaign. The work would normally take a period of between one and six months to complete.

Normally, a specific brief or work order is provided for a project under the overall framework agreement. This will detail the services to be provided to the customer, with a price set out against each element as appropriate. The transaction price is set out in the work order for each element of the project. Due to the high degree of interdependence between the various elements of these projects, they are accounted for as a single performance obligation.

The customer may choose to vary the scope at any stage, and that would be subject to an updated work order. That work order would still be part of the original contract as those services would not be distinct from those in the original contract, hence this does not create a separate performance obligation.

Revenue is recognised over time, using the input method as Jaywing's performance creates or enhances an asset that the customer controls as the asset is created or enhanced, and the revenue recognised reflects the efforts or inputs Jaywing has made to the satisfaction of the performance obligation.

Consulting day rates

A client will enter into a contract for a piece of work that is quoted as a number of days charged at a rate per day. This work will be either risk, marketing or data based and could involve building models, databases and analysis of data. There may be various elements to the work quoted, however due to the high degree of interdependence between these, they are accounted for as a single performance obligation. Invoices will usually be raised monthly for the number of days of work performed.

A specific piece of work is contracted for, which will normally be a number of days' work charged at a rate per day, with different rates for different levels of seniority. The transaction price is set out in the contract. The customer may choose to vary the scope at any stage, and that would be subject to an updated work schedule. That work order would still be part of the original contract as those services would not be distinct from those in the original contract, hence this does not create a separate performance obligation.

Revenue is recognised over time as the customer simultaneously receives and consumes the benefit of the services as the services are performed. It is recognised using the input method, based on the number of days' work performed during the month.

Licences

A client enters into a contract for a product licence, including support from Jaywing, to run that product and interpret the results from it. The product and support are not separately identifiable because the client is not able to operate the product licence without this support as they do not have the skills or a login to the system. Therefore, they are accounted for together as a single performance obligation. The license price is set out in the contract.

Revenue is recognised over time based on the provision of the licence and support during the month as the customer simultaneously receives and consumes the benefit of the services as the services are provided.

There are no differences in payment terms for each of these categories; the only differences in payments terms are from individual terms agreed with clients which are between 30 and 60 days.

Gross revenue and direct costs – alternative performance measures

We recognise gross revenue and revenue in the financial statements. Gross revenue and direct costs represent non-IFRS 15 measures and are given to disclose where the group act as agent to certain customers, based on the level of control which the group holds over the services provided. Direct costs are recognised in line with the gross revenue recognised. This information is given as it is considered useful to the users of the financial statements.

Foreign currency

Transactions in foreign currencies are translated into the entity's functional currency at the foreign exchange rate ruling at the date of the transaction. Monetary assets and liabilities denominated in foreign currencies at the balance sheet date are translated at the foreign exchange rate ruling at that date. Foreign exchange differences arising on translation are recognised in profit or loss.

Dilapidations provision

Provision is made for expected future dilapidations costs in respect of property held under leases. The estimated costs are capitalised within leasehold improvements and depreciated over the remaining lease term based on the present value of expected future cash flows.

Classification of instruments issued by the Group

Instruments issued by the Group are treated as equity (i.e. forming part of shareholders' funds) only to the extent that they meet the following two conditions:

- they include no contractual obligations upon the Company (or Group as the case may be) to deliver cash or other financial assets, or to exchange financial assets or financial liabilities with another party, under conditions that are potentially unfavourable to the Company (or Group); and
- where the instrument will or may be settled in the Company's own equity instruments, it is either a non-derivative that includes no obligation to deliver a variable number of the Company's own equity instruments, or is a derivative that will be settled by the Company exchanging a fixed amount of cash or other financial assets for a fixed number of its own equity instruments.

To the extent that this definition is not met, the items are classified as a financial liability. Where the instrument so classified takes the legal form of the Company's own shares, the amounts presented in these Financial Statements for called up Share Capital and Share Premium Account exclude amounts in relation to those shares.

Finance payments associated with financial liabilities are dealt with as part of finance expenses.

Property, plant and equipment

Property, plant and equipment are stated at cost less accumulated depreciation.

Where parts of an item of property, plant and equipment have different useful lives, they are accounted for as separate items of property, plant and equipment.

Depreciation is charged to profit or loss on a straight-line basis over the estimated useful lives of each part of an item of property, plant and equipment. Land is not depreciated. The estimated useful lives are as follows:

Leasehold improvements	-	over period of lease
Office equipment	-	3 - 5 years
Buildings	-	over period of lease

It has been assumed that all assets will be used until the end of their economic life.

Intangible assets and goodwill

All business combinations are accounted for by applying the acquisition method. Goodwill represents the difference between the cost of the acquisition and the fair value of the net identifiable assets acquired. Identifiable intangibles are those that can be sold separately, or that arise from legal or contractual rights, regardless of whether those rights are separable, and are initially recognised at fair value. Development costs incurred in the year, which meet the criteria of IAS 38, are capitalised and amortised on a straight-line basis over their economic life.

Goodwill is stated at cost less any accumulated impairment losses. Goodwill is allocated to cash-generating units and is not amortised but is tested annually for impairment.

Other intangible assets that are acquired by the Group are stated at cost less accumulated amortisation and accumulated impairment losses.

Amortisation is charged to profit or loss on a straight-line basis over the estimated useful lives of intangible assets, unless such lives are indefinite. Intangible assets with an indefinite useful life and goodwill are systematically tested for impairment at each balance sheet date. Other intangible assets are amortised from the date they are available for use.

The estimated useful lives are as follows:

Customer relationships	-	4 to 12 years
Development costs	-	3 to 6 years
Trademarks	-	2 to 20 years
Order books	-	1 year

Impairment

For goodwill that has an indefinite useful life, the recoverable amount is estimated annually. For other assets, the recoverable amount is only estimated when there is an indication that an impairment may have occurred. The recoverable amount is the higher of fair value less costs to sell and value in use. Value in use is determined by assessing net present value of the asset based on future cash flows.

An impairment loss is recognised whenever the carrying amount of an asset or its cash-generating unit exceeds its recoverable amount. Impairment losses are recognised in profit or loss.

Impairment losses recognised in respect of cash-generating units, are allocated first to reduce the carrying amount of any goodwill allocated to the cash-generating unit and then to reduce the carrying amount of the other assets in the unit on a pro rata basis. A cash generating unit is the smallest identifiable group of assets that generates cash inflows that are largely independent of the cash inflows from other assets or groups of assets. With the exception of goodwill, all assets are subsequently reassessed for indications that an impairment loss previously recognised no longer exists.

Put/call options

In the previous year the put/call option in Frank Digital PTY had been valued by an independent assessor and was recognised with both a service and non-service element in the accounts. The non-service element was fully recognised as at the date of acquisition and the fair value reviewed annually. The service element was treated as a cash-settled share-based payment with the share-based payment valued at the point of inception and the cost being spread over the life of the asset. In the year the put/call option has been executed and settled.

Fair value measurement

Management uses valuation techniques to determine the fair value of financial instruments and non-financial assets. This involves developing estimates and assumptions consistent with how market participants would price the instrument. Management bases its assumptions on observable data as far as possible, but this is not always available. In that case, management uses the best information available. Estimated fair values may vary from the actual prices that would be achieved in an arm's length transaction at the reporting date (see Note 32).

Employee benefits

Defined contribution plans

Obligations for contributions to defined contribution pension plans are recognised as an expense in profit or loss as incurred.

Provisions

A provision is recognised in the balance sheet when the Group has a present legal or constructive obligation as a result of a past event, and it is probable that an outflow of economic benefits will be required to settle the obligation. If the effect is material, provisions are determined by discounting the expected future cash flows at a pre-tax rate that reflects current market assessments of the time value of money and, where appropriate, the risks specific to the liability.

Leases

The Company reports using IFRS 16, whereby the Company now recognises a lease liability and a right of use asset.

The Group leases four offices and printers. The Group has elected not to separate lease and non-lease components and instead accounts for these as a single lease component. The lease agreements do not impose any covenants other than the security interests in the leased assets that are held by the lessor. Leased assets may not be used as security for borrowing purposes.

Assets and liabilities arising from a lease are initially measured on a present value basis. Lease liabilities include the net present value of the following lease payments:

- fixed payments (including in-substance fixed payments), less any lease incentives receivable;
- variable lease payment that are based on an index or a rate, initially measured using the index or rate as at the commencement date;
- amounts expected to be payable by the group under residual value guarantees;
- the exercise price of a purchase option if the group is reasonably certain to exercise that option; and
- payments of penalties for terminating the lease, if the lease term reflects the group exercising that option.

Lease payments to be made under reasonably certain extension options are also included in the measurement of the liability. The lease payments are discounted using the interest rate implicit in the lease. If that rate cannot be readily determined, which is generally the case for leases in the group, the lessee's incremental borrowing rate is used, being the rate that the individual

lessee would have to pay to borrow the funds necessary to obtain an asset of similar value to the right of use asset in a similar economic environment with similar terms, security and conditions.

To determine the incremental borrowing rate, the Group, where possible, uses recent third-party financing received by the individual lessee as a starting point, adjusted to reflect changes in financing conditions since third party financing was received.

If the Group is exposed to potential future increases in variable lease payments based on an index or rate, which are not included in the lease liability until they take effect, then when adjustments to lease payments based on an index or rate take effect, the lease liability is reassessed and adjusted against the right of use asset.

Lease payments are allocated between principal and finance cost. The finance cost is charged to profit or loss over the lease period so as to produce a constant periodic rate of interest on the remaining balance of the liability for each period.

Right of use assets are measured at cost comprising the following:

- the amount of the initial measurement of lease liability;
- any lease payments made at or before the commencement date less any lease incentives received;
- any initial direct costs; and
- restoration costs.

Right of use assets are generally depreciated over the shorter of the asset's useful life and the lease term on a straight-line basis. If the Group is reasonably certain to exercise a purchase option, the right of use asset is depreciated over the underlying asset's useful life.

Payments associated with short-term leases of equipment and all leases of low-value assets are recognised on a straight-line basis as an expense in profit or loss. Short-term leases are leases with a lease term of 12 months or less.

Incentives received to enter into an operating lease are credited to the profit and loss account, to reduce the lease expense, on a straight-line basis over the period of the lease. Associated costs, such as maintenance and insurance, are expensed as incurred.

Net financing costs

Net financing costs comprise interest payable and interest receivable on funds invested. Interest income and interest payable are recognised in profit or loss as they accrue using the effective interest method.

Taxation

Tax on the profit or loss for the year comprises current and deferred tax. Tax is recognised in profit or loss, except to the extent that it relates to items recognised in other comprehensive income, or directly in equity, in which case it is recognised in other comprehensive income or in equity, respectively.

Current tax is the expected tax payable on the taxable income for the year, using tax rates enacted or substantively enacted at the balance sheet date, and any adjustment to tax payable in respect of previous years.

Deferred tax is provided on temporary differences between the carrying amounts of assets and liabilities for financial reporting purposes and the amounts used for taxation purposes, except to the extent that it arises on:

- the initial recognition of goodwill;
- the initial recognition of assets or liabilities that affect neither accounting nor taxable profit other than in a business combination;
- differences relating to investments in subsidiaries to the extent that they will probably not reverse in the foreseeable future.

The amount of deferred tax provided is based on the expected manner of realisation or settlement of the carrying amount of assets and liabilities, using tax rates enacted or substantively enacted at the balance sheet date.

A deferred tax asset is recognised only to the extent that it is probable that future taxable profits will be available against which the asset can be utilised.

Financial assets

Cash and cash equivalents

Cash and cash equivalents comprise cash balances and call deposits. Bank borrowings that are repayable on demand and form an integral part of the Group's cash management are included as a component of cash and cash equivalents for the purpose only of the statement of cash flows.

Trade and other receivables

Trade and other receivables are initially recognised at fair value plus transaction costs that are directly attributable to their acquisition or issue, and are subsequently carried at amortised cost using the effective interest rate method, less provision for impairment.

IFRS 9's impairment requirements use more forward-looking information to recognise expected credit losses – the 'expected credit loss (ECL) model'.

Recognition of credit losses is no longer dependent on the Group first identifying a credit loss event. Instead the Group considers a broader range of information when assessing credit risk and measuring expected credit losses, including past events, current conditions, reasonable and supportable forecasts that affect the expected collectability of the future cash flows of the instrument.

Measurement of the expected credit losses is determined by a probability-weighted estimate of credit losses over the expected life of the financial instrument.

Financial liabilities

Interest-bearing borrowings

Interest-bearing borrowings are recognised initially at fair value less attributable transaction costs. Subsequent to initial recognition, interest-bearing borrowings are stated at amortised cost with any difference between cost and redemption value being recognised in profit or loss over the period of the borrowings on an effective interest basis.

Trade and other payables

Trade payables are initially recorded at fair value and thereafter at amortised cost using the effective interest rate method.

Segmental reporting

The Group reported its operations based on location of the business (United Kingdom & Australia) as well as three client-facing segments which sit within the operating segments: Retail, FMCG and Financial & Professional Services.

Share Capital

Share Capital represents the nominal value of shares that have been issued.

Share Premium

Share Premium includes any premiums received on issue of Share Capital. Any transaction costs associated with the issuing of shares are deducted from Share Premium, net of any related income tax benefits.

Capital Redemption Reserve

Capital Redemption Reserve represents the amount by which the nominal value of the shares purchased or redeemed is greater than proceeds of a fresh issue of shares.

Shares Purchased for Treasury

Represents the nominal value of the shares purchased by the Company.

Share Option Reserve

Represents the cumulative fair value charge of share options in issue.

Foreign Currency Translation Reserve

Represents the exchange differences on retranslation of foreign operations.

Retained Earnings

Retained Earnings includes all current and prior period retained profits and share-based employee remuneration.

Non-controlling interests

The profit or loss attributable to the non-controlling ownership stakes in subsidiary companies is transferred from Retained Earnings to non-controlling interests each year.

Significant judgement in applying accounting policies and key estimation uncertainty

When preparing the financial statements, management makes a number of judgements, estimates and assumptions about the recognition and measurement of assets, liabilities, income and expenses.

Accounting estimates and judgements

Judgements made by the Directors in the application of these accounting policies that have a significant effect on the Consolidated Financial Statements, together with estimates with a significant risk of material adjustment in the next year, are discussed in Note 32 to the Consolidated Financial Statements.

Accounting estimates

Impairment of goodwill and other intangible assets

The carrying amount of goodwill is £21,705k (2021: £29,789k) and the carrying amount of other intangible assets is £69k (2021: £799k). The Directors are confident that the carrying amount of goodwill and other intangible assets is fairly stated and have carried out an impairment review. The forecast cash generation for each CGU and the WACC represent significant assumptions and should the assumptions prove to be incorrect, there would be a significant risk of a material adjustment within the next financial year. The sensitivity to the key assumptions is shown in Note 14.

Accounting judgements

Recognition of revenue

The Directors consider that they act as a principal in transactions where the Group has control over the goods and services prior to being transferred to the customer. Where this is via an agency arrangement and the Group does not have full control over the goods and services, it recognises gross billings as gross revenue, with the direct costs being deducted to present the reportable revenue figure under IFRS 15. For other income sources, revenue recognition is assessed in line with the five steps of IFRS.

Recognition of contract assets and liabilities

Contract assets related to the portion of performance obligations already fulfilled by the Group and for which the definitive right to receive cash was subject to completing further work under the relevant contract. Contract assets are converted into trade receivables at the point that work delivered to the client is invoiced resulting in the Group's unconditional right to receive cash. Contract assets therefore represent a portion of future payments receivable by the Group under existing contracts.

Contract liabilities consist of cash advances received from customers on account of work orders received and the remaining liabilities relate to the amount of performance obligations still to be fulfilled and for which payment has already been received from the client.

Identification of performance obligations

The determination of the number of distinct performance obligations in a contract requires judgement, based on whether the customer can benefit from use of the service on its own or together with other resources that are readily available to it, and also whether the promise to transfer the service is separately identifiable from other promises in the contract.

Allocation of the transaction price to performance obligations

Where a contract contains multiple performance obligations, the transaction price is required to be allocated to the different performance obligations. Wherever possible, the transaction price is allocated on a standalone selling price basis, by reference to the agreed customer statement of works. In the event that this is not available, the price is allocated to the various performance obligations on a reasonable basis with reference to the expected time involved in performing the service and management's experience of similar projects.

IFRS 16

Under IFRS 16 the Group is required to make a judgement in determining the discount rate to be used in calculating the present value of lease payments when recognising the lease liabilities and right of use asset. For the discount rate the Group has used the lessee's incremental borrowing rate, being the rate that the individual lessee would have to pay to borrow the funds necessary to obtain an asset of similar value to the right of use asset in a similar economic environment with similar terms, security and conditions. To determine the incremental borrowing rate, the Group, where possible, uses recent third-party financing received by the individual lessee as a starting point, adjusted to reflect changes in financing conditions since third party financing was received.

The right of use asset is depreciated over the term of the lease. The term has been determined with reference to the lease agreements and any expected extension based on management's judgement beyond the end of the lease end date specified in the lease agreement.

Capitalisation of internally developed software

Distinguishing the research and development phases of a new customised software project and determining whether the recognition requirements for the capitalisation of development costs are met requires judgement. After capitalisation, management monitors whether the recognition requirements continue to be met and whether there are any indicators that capitalised costs may be impaired.

Notes to the Consolidated Financial Statements

1. Segmental analysis

Information reported to the Group's Chief Executive (the Chief Operating Decision Maker) for the purposes of resource allocation and assessment of segment performance is focused on the category of customer for each type of activity.

The Group reported its operations based on location of the business (United Kingdom & Australia).

During the year, no customer accounted for greater than 10% of the Group's revenue (2021: None).

Revenue by Operating Segments

	2022	2021
	£'000	£'000
United Kingdom	18,099	15,969
Australia	5,225	4,196
	<u>23,324</u>	<u>20,165</u>

All revenue is recognised over time.

Gross revenue in the UK was £24,858k (2021: £21,706k), and in Australia £5,310k (2021: £4,251k).

Revenue by Client Facing Sectors

Analysis is presented on client facing sectors to aid in understanding performance.

	2022	2021
	£'000	£'000
Retail	9,625	7,337
FMCG	4,725	6,317
Financial & Professional Services	8,974	6,511
	<u>23,324</u>	<u>20,165</u>

"Retail" includes:

Retail, Travel & Leisure, Hospitality, Property & Utilities

"FMCG" includes:

Consumer Goods, Industrial, Telecoms, Support Services, Healthcare, Education, Public Sector & Non-Profit

"Financial & Professional Services" includes:

Financial & Professional Services

Non-current assets by Geographic Markets

The Group's non-current assets (other than financial instruments, investments accounted for using the equity method, deferred tax assets and post-employment benefit assets) are located into the following geographic markets:

	2022	Restated*
	£'000	£'000
United Kingdom	21,576	28,224
Australia	3,015	2,802
	<u>24,591</u>	<u>31,026</u>

*See note 33.

Non-current assets are allocated based on their physical location of the component's operations.

2. Other operating income

	2022 £'000	2021 £'000
Covid-19 government support	40	781
Other income	-	12
	<u>40</u>	<u>793</u>

The Group has taken the option to present income received from Government sources in relation to Covid-19 as other operating income, rather than netted against costs. The Group received funds from the UK Government under the Covid-19 Job Retention Scheme of £37k (2021: £451k). Under the corresponding scheme in Australia, Cashflow boost and Job Keepers, the Group received £3k (2021: £330k).

Other income includes amounts received from the administrator of a client for a contractual obligation to perform services on their behalf. During the year, the Group received no further distribution (2021: £12k). It is anticipated there may be further distributions in the future but the Board is unaware of the quantum or timing of these potential receipts.

3. Operating expenses

	2022 £'000	Restated* 2021 £'000
Continuing operations:		
Wages and salaries	14,865	13,135
Social Security Costs	1,724	1,267
Other Pension Costs	915	707
Impairment of Goodwill	6,131	-
Depreciation of property, plant & equipment	327	259
Depreciation and impairment of right of use assets	752	666
Amortisation	730	1,118
Release of deferred consideration	(882)	-
Court legal fees	774	-
Restructuring costs	352	488
Impairment of other intangible assets	-	690
Other operating expenses	3,762	3,668
Total operating expenses	<u>29,450</u>	<u>21,998</u>

*See note 33

Impairment of other intangible assets in 2021 relates to the retirement of a brand name as part of the restructuring activities and the move towards trading only as Jaywing in the UK.

The results included legal expenses of £774k offset by the release of deferred consideration following the successful conclusion of a court case associated with the 2016 acquisition of Bloom Media (UK) Limited.

4. Finance costs

	2022 £'000	2021 £'000
Interest expense	416	403
Interest on lease liabilities (see note 13)	58	74
Fair values finance charge / (credit) on Put / Call option	-	(26)
Total	<u>474</u>	<u>451</u>

5. Tax credit

The tax credit / (charge) is based on the loss for the year and represents:

	2022 £'000	Restated* 2021 £'000
UK corporation tax at 19% (2021: 19%)	48	169
Adjustment in respect of prior period	-	55
Total current tax	<u>48</u>	<u>224</u>
Deferred tax:		
Origination and reversal of timing differences	<u>(171)</u>	<u>(343)</u>
Total tax charge / (credit)	<u>(123)</u>	<u>(119)</u>

The tax credit can be explained as follows:

	2022 £'000	2021 £'000
Loss before tax	<u>(6,560)</u>	<u>(1,138)</u>
Tax using the UK corporation tax rate of 19% (2021: 19%)	(1,246)	(216)
Effect of:		
Recognition of previously unrecognised losses	(125)	-
Goodwill impairment	1,164	-
Non-deductible expenses / credit	84	42
Prior year adjustment	-	55
Current year credit	<u>(123)</u>	<u>(119)</u>

*See note 33

6. Loss per share

	2022 Pence per Share	Restated* 2021 Pence per Share
Basic loss per share	<u>(6.90p)</u>	<u>(1.54p)</u>
Diluted loss per share	<u>(6.90p)</u>	<u>(1.54p)</u>

Loss per share has been calculated by dividing the loss attributable to shareholders by the weighted average number of ordinary shares in issue during the year.

The calculations of basic and diluted loss per share are:

	2022 £'000	Restated* 2021 £'000
Loss for the year attributable to shareholders	<u>(6,449)</u>	<u>(1,443)</u>

Weighted average number of ordinary shares in issue:

	2022 Number	2021 Number
Basic and diluted	<u>93,432,217</u>	<u>93,432,217</u>

*See note 33

7. Auditor's remuneration

	2022 £'000	2021 £'000
Auditor's remuneration:		
Audit of Company Financial Statements	45	40
Other amounts payable to the auditor and its associates in respect of:		
Audit of Subsidiary Company Financial Statements	111	97
Audit related assurance services	5	4
Taxation compliance services	30	30
Taxation advisory services	<u>-</u>	<u>66</u>

Amounts paid to the Group's auditor in respect of services to the Company, other than the audit of the Company's Financial Statements, have not been disclosed separately as the information is required instead to be disclosed on a consolidated

basis. In addition to last year's reported audit figures an amount was agreed and paid to cover over-runs, making the total payable in relation to the audit £197,000.

8. Key management personnel compensation

Key management of the Group is considered to be the Board of Directors and the Senior Leadership Team.

	2022 £'000	Restated* 2021 £'000
Short-term benefits:		
Salaries including bonuses	1,703	1,429
Social security costs	235	182
Total short-term benefits	<u>1,938</u>	<u>1,611</u>
Defined contribution pension plan costs	68	103
Key management compensation	<u>2,006</u>	<u>1,714</u>

*See note 33.

Further information in respect of Directors is given in the Directors' Remuneration Report.

Remuneration in respect of Directors was as follows:

	2022 £'000	2021 £'000
Emoluments receivable	557	276
Fees paid to third parties for Directors' services	28	28
Company pension contributions to money purchase pension schemes	15	14
	<u>600</u>	<u>318</u>

During the current period and the prior year, there were no benefits accruing to Directors in respect of the defined contribution pension scheme.

The highest paid Director received remuneration of £284,000 (2021: £208,000).

9. Staff numbers and costs

The average number of persons employed by the Group (including Directors) during the year, analysed by category, was as follows:

	2022 Number	2021 Number
Management and administration	35	44
Client Service Staff	261	245
	<u>296</u>	<u>289</u>

The aggregate payroll costs of these persons were as follows:

	2022 £'000	2021 £'000
Wages and salaries	14,865	13,135
Social security costs	1,724	1,267
Other pension costs	915	707
Total	<u>17,504</u>	<u>15,109</u>

10. Employee benefits

The Group had granted share options under the Jaywing plc Performance Share Plan.

The share option schemes terminated in October 2020. Details are as follows:

	2022		2021	
	Number of share options	Weighted average exercise price	Number of share options	Weighted average exercise price
At start of the year	-	-	3,301,200	5.0p
Lapsed during the year	-	-	(3,301,200)	5.0p
At end of the year	-	-	-	5.0p
Exercisable at end of year	-	-	-	5.0p

There were no share options outstanding at the year-end.

Credit to the statement of comprehensive income

Under IFRS 2, the Group is required to recognise an expense in the relevant Company's Financial Statements. The expense is apportioned over the vesting period based upon the number of options which are expected to vest and the fair value of those options at the date of grant. In the year to March 2022 this was nil (March 2021 credit to the P&L of £696k which was subsequently restated, see note 33).

11. Interests in Subsidiaries

The details of subsidiaries held directly by the Group are set out in Note 12 of the plc Parent Company accounts. After the acquisition of the remaining 25% of Frank Digital PTY in November 2021 and of the remaining 25% of Massive Group Pty in October 2020, the Group includes no subsidiary (2021: one) with non-controlling interests (NCI):

Name	Proportion of ownership interests and voting rights held by NCI		Total comprehensive income allocated to NCI		Accumulated NCI	
	2022	2021	2022	2021	2022	2021
	%	%	£'000	£'000	£'000	£'000
Frank Digital PTY	-	25	12	71	-	354
			12	71	-	354

No dividends were paid to the NCI during the financial years 2022 and 2021.

Jaywing plc acquired the remaining 25% of Frank Digital PTY on 2 November 2021 after the remaining shareholders exercised their put option. The 25% stake was acquired for \$1.2m (£0.7m), the total consideration for the purchase of the 100% interest was \$3.0m (£1.7m). At 31 March 2022 an amount of £0.7m was still outstanding to the original shareholders, this was fully paid by 31 July 2022.

Jaywing plc acquired the remaining 25% of Massive Group PTY on 21 October 2020 after the remaining shareholders exercised their put option. The 25% stake was acquired for \$4.0m (£2.2m), the total consideration for the purchase of the 100% interest was \$9.6m (£5.4m). At 31 March 2021 an amount of £0.3m was still outstanding to the original shareholders, this was fully paid by 30 June 2021. See also note 33 re restatement.

12. Property, plant and equipment

	Buildings £'000	Leasehold improvements £'000	Office equipment £'000	Total £'000
Cost				
At 31 March 2020	2,673	1,438	1,175	5,286
Additions	-	-	98	98
Disposals	-	-	(679)	(679)
At 31 March 2021	2,673	1,438	594	4,705
Additions	-	-	163	163
Right of use asset additions	985	-	44	1,029
Disposals	-	-	-	-
At 31 March 2022	3,658	1,438	801	5,897
Depreciation				
At 31 March 2020	640	1,058	701	2,399
Depreciation charge for the year	-	67	192	259
Depreciation of right of use asset	640	-	26	666
Depreciation on disposals	-	-	(679)	(679)
At 31 March 2021	1,280	1,125	240	2,645
Depreciation charge for the year	-	102	225	327
Impairment of right of use asset	44	-	-	44
Depreciation of right of use asset	674	-	34	708
Depreciation on disposals	-	-	-	-
At 31 March 2022	1,998	1,227	499	3,724
Net book value				
At 31 March 2022	1,660	211	302	2,173
At 31 March 2021	1,393	313	354	2,060
At 31 March 2020	2,033	380	474	2,887

The assets are covered by a fixed charge in favour of the Group's lenders.

13. Leases

The company has lease contracts for offices occupied and printers. The amounts recognised in the financial statements in relation to the leases are as follows:

(i) Amounts recognised in the consolidated balance sheet

The balance sheet shows the following amounts relating to leases:

	2022 £'000	2021 £'000
Right of use assets		
Buildings	1,660	1,393
Office equipment	90	78
	<u>1,750</u>	<u>1,471</u>
Lease liabilities		
Current	395	666
Non-current	1,448	877
	<u>1,843</u>	<u>1,543</u>

(ii) Amounts recognised in the income statement

The income statement shows the following amounts relating to leases:

	2022 £'000	2021 £'000
Depreciation and impairment charge of right of use assets		
Buildings	718	640
Plant and machinery	34	26
	<u>752</u>	<u>666</u>
Interest expense (included in finance cost)	<u>58</u>	<u>74</u>

There are no other amounts relating to low value or short term leases excluded from the above amounts. The Australian business entered into a new lease within the year ended 31 March 2022.

14. Goodwill

	Goodwill £'000
Cost and net book value	
At 31 March 2020 and 31 March 2021 (Restated*)	27,581
Impairment	(6,131)
Foreign Exchange	<u>255</u>
At 31 March 2022	<u>21,705</u>
Goodwill by CGU	
	2022
	2021
	£'000
	£'000
United Kingdom	18,742
Australia	2,963
	<u>21,705</u>
	<u>27,581</u>

*See note 33. Goodwill and other intangible assets have been tested for impairment by assessing the value in use of the relevant cash generating units ("CGU"), the cash generating units are measured at UK and Australia level as this is how the Board review the trading positions. The value in use calculations were based on projected cash flows into perpetuity. Budgeted cash flows for 2022/23 were haircut and used and extrapolated based on the assumptions below.

The budget has been approved by management and the Board of Directors and is based on a bottom-up assessment of costs and uses the known and estimated revenue pipeline.

The key assumptions are revenue growth, cost growth (and by implication EBITDA) and the WACC. The average year-on-year growth that has been used as the basis for forecasting cash flows for each of the cash generating units when testing for impairment were:

	Year-on-year growth	
	Revenue	Costs
2022/23 to 2023/24	7.0%	5.0%
2023/24 to 2024/25	7.0%	5.0%
2024/25 to 2025/26	7.0%	5.0%
2025/26 to Perpetuity	2.0%	2.0%

The growth rates shown are the average applied to the cash flows of the individual cash generating units and do not form a basis for estimating the consolidated profits of the Group in the future. The growth rates used and the periods they cover are based on an ability to deliver additional revenue efficiently.

The discount rate used to test the cash generating units was the Group's post-tax Weighted Average Cost of Capital ("WACC") of 11.8% for the UK and 11.5% for Australia (2021: both 11.5%).

As a result of these tests, that there was no impairment necessary in Australia. After applying sensitivity analysis in respect of the UK results and future cash flows, for presumed revenue growth rates, management believes that a partial impairment is required for the goodwill in relation to the UK CGU of £6.1m (2021: Nil). The key sensitivity was reducing revenue forecast by c.5% to reflect the uncertain economic outlook. Cost growth has not been sensitised from the above growth rates nor has the WACC as taking the current environment into consideration, the impact of sensitising these inputs effectively cancelled out each other.

As part of the impairment review, several scenarios affecting the UK CGU were calculated, using the impairment model and applying sensitivities to the key assumptions. These looked at what effect changes in the WACC rates and movements in EBITDA would have on the outcome.

- If revenue growth was 3% below forecast / £500k per year, with no mitigation taken, there would be an additional impairment of £1.8m
- A reduction of EBITDA by 10% would create an additional impairment of £2.0m
- The final test was an increase in WACC of 1% to 12.5% and a reduction in EBITDA by 10%, which would give rise to an additional impairment of £3.7m

Due to the significance of the headroom in the Australian CGU, detailed sensitivity analysis was not undertaken.

15. Other intangible assets

	Customer relationships £'000	Order books £'000	Trademarks £'000	Development costs £'000	Total £'000
Cost					
At 31 March 2020	21,305	1,457	1,080	1,579	25,421
Additions during the year	-	-	-	3	3
Disposals during the year	-	-	-	(161)	(161)
At 31 March 2021	21,305	1,457	1,080	1,421	25,263
Additions during the year	-	-	-	-	-
Disposals during the year	-	-	-	-	-
At 31 March 2022	21,305	1,457	1,080	1,421	25,263
Amortisation					
At 31 March 2020	20,227	1,457	364	769	22,817
Amortisation charge for the year (restated – see below)	487	-	26	605	1,118
Disposal	-	-	-	(161)	(161)
Intangible impairment	-	-	690	-	690
At 31 March 2021	20,714	1,457	1,080	1,213	24,464
Amortisation charge for the year	591	-	-	139	730
At 31 March 2022	21,305	1,457	1,080	1,352	25,194
Net book amount					
At 31 March 2022	-	-	-	69	69
At 31 March 2021	203	-	-	596	799
At 1 April 2020	1,078	-	716	810	2,604

Development costs relate to internally developed products that are either sold to clients standalone or used to provide services to them. Amortisation in the prior year was misallocated to the class of assets to which it related and hence has been reclassified.

16. Trade and other receivables

	2022 £'000	Restated* 2021 £'000
Trade receivables	5,629	5,536
Prepayments	589	426
Other receivables	197	94
	<u>6,415</u>	<u>6,056</u>

The carrying amount of trade and other receivables approximates to their fair value. Detailed disclosures relating to credit risk exposures and analysis relating to the allowance for expected credit losses are in Note 32.

17. Contract assets and liabilities**Contract assets**

	2022 £'000	2021 £'000
Accrued income	<u>453</u>	<u>619</u>

Contract assets related to the portion of performance obligations already fulfilled by the Group and for which the definitive right to receive cash was subject to completing further work under the relevant contract. Contract assets are converted into trade receivables at the point that work delivered to the client is invoiced resulting in the Group's unconditional right to receive cash. Contract assets therefore represent a portion of future payments receivable by the Group under existing contracts.

Contract Liabilities

	2022 £'000	2021 £'000
Deferred income	<u>1,408</u>	<u>1,163</u>

Contract liabilities consist of cash advances received from customers on account of work orders received and the remaining liabilities relate to the amount of performance obligations still to be fulfilled and for which payment has already been received from the client.

18. Borrowings and Net Debt

	2022 £'000	2021 £'000
Borrowings	<u>8,754</u>	<u>8,338</u>
	%	%

Average interest rates at the balance sheet date were:

4.75	4.82
------	------

As the loans are at variable market rates their carrying amount is equivalent to their fair value.

The borrowings are repayable on demand and interest is calculated at 3 month LIBOR plus a margin.

The borrowings are secured by charges over all the assets of Jaywing plc and guarantees and charges over all of the assets of the various subsidiaries (Jaywing UK Limited, Alphanumeric Limited, Gasbox Limited, Jaywing Central Limited, Jaywing Innovation limited, Bloom Media (UK) Limited, Epiphany Solutions limited).

Reconciliation of Net debt

	1 April 2021	Cash flow	Accrued Interest not paid	31 March 2022
	£'000	£'000	£'000	£'000
Cash and cash equivalents	752	(38)	-	714
Borrowings	(8,338)	-	(416)	(8,754)
Net Debt	(7,586)	(38)	(416)	(8,040)

Reconciliation of Net debt including lease expense and deferred consideration

	1 April 2021	Cash flow	Non-cash release of deferred consideration	Accrual recognised	31 March 2022
	£'000	£'000	£'000	£'000	£'000
Borrowings	(8,338)	-	-	(416)	(8,754)
Lease liability	(1,543)	722	-	(1,022)	(1,843)
Deferred Consideration	(1,236)	442	882	(714)	(626)
Financial liabilities	(11,117)	1,164	882	(2,152)	(11,223)
Cash and cash equivalents	752	(38)	-	-	714
Net debt including lease expense and deferred consideration	(10,365)	1,126	882	(2,152)	(10,509)

19. Trade and other payables

	2022 £'000	2021 £'000
Trade payables	3,686	2,145
Tax and social security	1,125	2,161
Accruals	2,397	2,402
Deferred consideration	626	1,236
Other payables	97	121
	<u>7,931</u>	<u>8,065</u>

The carrying amount of trade and other payables approximates to their fair values. All amounts are short term.

Provisions

	2022 £'000	2021 £'000
At 1 April 2021 and 31 March 2022	<u>42</u>	<u>42</u>
Total provisions are analysed as follows:		
Current	<u>42</u>	<u>42</u>

At 31 March 2022 a provision of £42,000 (2021: £42,000) was recognised for dilapidations costs expected to be incurred on exit of property. The provision has been estimated based on the costs already incurred to bring the property to its current condition. The estimated costs have not been discounted as the impact is not considered to be significant. There are no significant uncertainties about the amount or timing.

20. Deferred tax assets and liabilities

Recognised deferred tax assets and liabilities:

	2022 £'000	Restated* 2021 £'000
Accelerated capital allowances on property, plant and equipment:		
At start of year	(48)	(27)
Prior year adjustment	-	(1)
Origination and reversal of temporary differences	<u>58</u>	<u>(20)</u>
At end of year	<u>10</u>	<u>(48)</u>
Other temporary differences:		
At start of year	(425)	345
Prior year adjustment	-	(41)
Origination and reversal of temporary differences	(104)	(301)
Recognition of previously unrecognised losses	(125)	-
Reclassification from current tax*	-	(428)
At end of year	<u>(654)</u>	<u>(425)</u>
Total deferred tax:		
At start of year	(473)	318
Origination and reversal of temporary differences	(171)	(363)
Reclassification from current tax asset*	-	(428)
At end of year	<u>(644)</u>	<u>(473)</u>
Origination on acquisition		
Deferred tax is included within:		
Deferred tax liability	-	113
Deferred tax asset	<u>(644)</u>	<u>(586)</u>
	<u>(644)</u>	<u>(473)</u>

*See note 33

There are no deductible differences or losses carried forward for which no deferred tax asset is recognised.

The March 2021 Budget announced an increase in the UK standard rate of corporation tax to 25% from 1 April 2023 with the legislation receiving Royal Assent on 10 June 2021. Deferred tax as at 31 March 2022 has been provided at a blended rate of 19% and 25% (2021: 19%) which is based on when the deferred taxation is expected to crystallise.

Deferred tax assets are recognised to the extent that it is probable that the underlying tax loss or deductible temporary difference will be utilised against future taxable income. This is assessed based on the Group's forecast of future operating results, adjusted for significant non-taxable income and expenses and specific limits on the use of any unused tax loss or credit.

21. Share capital**Authorised:**

	45p deferred shares	5p ordinary shares
Authorised Share Capital at 31 March 2021 and at 31 March 2022	45,000	10,000

Allotted, issued and fully paid

	45p deferred shares Number	5p ordinary shares Number	£'000
At 31 March 2021	67,378,520	93,432,217	34,992
At 31 March 2022	67,378,520	93,432,217	34,992

The 5 pence ordinary shares have the same rights (including voting and dividend rights and rights on a return of capital) as the previous 50 pence ordinary shares. Holders of the 45 pence deferred shares do not have any right to receive notice of any General Meeting of the Company or any right to attend, speak or vote at any such meeting. The deferred shareholders are not entitled to receive any dividend or other distribution and shall, on a return of assets in a winding up of the Company, entitle the holders only to the repayment of the amounts paid up on the shares, after the amount paid to the holders of the new ordinary shares exceeds £1,000,000 per new ordinary share. The deferred shares are also incapable of transfer and no share certificates have been issued in respect of them.

22. Share premium

	2022 £'000	2021 £'000
At start and end of year	10,088	10,088

Share Premium includes any premiums received on issue of Share Capital. Any transaction costs associated with the issuing of shares are deducted from Share Premium, net of any related income tax benefits.

23. Treasury shares

	2022 £'000	2021 £'000
At start and end of year (99,622 shares)	(25)	(25)

Treasury shares represent the nominal value of the shares purchased by the Company.

24. Capital redemption reserve

	2022 £'000	2021 £'000
At start and end of year	125	125

Capital redemption reserve represents the amount by which the nominal value of the shares purchased or redeemed is greater than proceeds of a fresh issue of shares.

25. Share option reserve

	2022 £'000	Restated* 2021 £'000
At start of year	-	696
Share option charge	-	-
Transfer in relation to lapsed share options	-	(696)
At end of year	-	-

*See note 33.

Share option reserve represents the fair value charge of share options in issue. The Board of Directors approved the original transfer of reserves from Retained Earnings to a designated share option reserve.

26. Non-controlling interest

	2022 £'000	Restated* 2021 £'000
At start of year	354	1,339
Acquisition of non-controlling interest (note 11)	(366)	(1,056)
Share of profit for the year	12	71
At end of year	<u>-</u>	<u>354</u>

*See note 33.

The profit or loss attributable to the non-controlling ownership stakes in subsidiary companies is transferred from retained earnings to non-controlling interests each year*.

27. Foreign currency translation reserve

	2022 £'000	2021 £'000
At start of year	(161)	(155)
Exchange differences on translation of foreign operations	279	(6)
At end of year	<u>118</u>	<u>(161)</u>

Foreign currency translation reserve represents the exchange differences on retranslation of foreign operations.

28. Retained earnings

	2022 £'000	2021 £'000
At start of year	(26,332)	(24,868)
Acquisition of subsidiaries NCI*	(290)	(717)
Transfer in relation to lapsed share options*	-	696
Retained loss for the year	(6,449)	(1,443)
At end of year	<u>(33,071)</u>	<u>(26,332)</u>

*See note 33. Retained Earnings includes all current and prior period retained profits and share-based employee remuneration.

29. Capital commitments

The Group had no commitments to purchase property, plant and equipment at 31 March 2022 or at 31 March 2021.

30. Related parties

The services of Mark Carrington as Non-Executive Director of the Company were purchased from Deacon Street Partners Limited for a fee of £30,000 (2021: £30,000). At the year end, £22,500 (2021: £7,500) was outstanding to Deacon Street Partners Limited.

Ian Robinson (Non-Executive Chairman) is a Director of Gusbourne Estate Limited, with which Jaywing commenced trading on an arm's length basis in H1 FY22. Revenue from Gusbourne Estate Limited amounted to £128k in the year with a debtor's balance of £46k as at 31 March 2022.

On 2 October 2019 entities associated with two of its major shareholders (the "Lenders") acquired the Company's existing secured loan facility of £5,200,000 ("Jaywing Facility") The Lenders immediately provided the Company with additional secured facilities by increasing the Jaywing Facility by £3,000,000 to £8,200,000, which enabled the Company to repay its existing outstanding overdraft and provide it with additional working capital. The Jaywing Facility has been provided to the Company on the same terms as those provided by the previous lender. At the year end £8,754k (2021: £8,338k) was outstanding. Further details of these borrowings are provided in Note 18.

On 11 August 2022, post year end, Company increased its existing short-term finance facility of £8.2m by £1m to £9.2m, through a variation of the existing debt agreement with the Lenders.

31. Standards and Interpretations in issue at 31 March 2022 but not yet effective

At the date of authorisation of these financial statements, several new, but not yet effective, Standards and amendments to existing Standards, and Interpretations have been published by the IASB. None of these Standards or amendments to existing Standards have been adopted early by the Group. No new standards have been adopted in the current year.

Management anticipates that all relevant pronouncements will be adopted for the first period beginning on or after the effective date of the pronouncement. New Standards, amendments and Interpretations not adopted in the current year have not been disclosed as they are not expected to have a material impact on the Group's financial statements.

32. Financial risk management

The Group uses various financial instruments. These include loans, cash, issued equity investments and various items, such as trade receivables and trade payables that arise directly from its operations. The main purpose of these financial instruments is to raise finance for the Company's operations.

The existence of these financial instruments exposes the Group to several financial risks, which are described in more detail below. The main risks arising from the Group's financial instruments are market risk, cash flow interest rate risk, credit risk and liquidity risk. The Directors review and agree policies for managing each of these risks and they are summarised below.

Market risk

Market risk encompasses three types of risk, being currency risk, fair value interest rate risk and price risk. In this instance, price risk has been ignored as it is not considered a material risk to the business. The Group's policies for managing fair value interest rate risk are considered along with those for managing cash flow interest rate risk and are set out in the subsection entitled "interest rate risk" below.

Currency risk

The Group is only minimally exposed to translation and transaction foreign exchange risk.

Liquidity risk

The Group seeks to manage financial risk by ensuring sufficient liquidity is available to meet foreseeable needs by closely managing the cash balance and by investing cash assets safely and profitably.

The Group policy throughout the period has been to ensure continuity of funding.

Borrowings are repayable on demand.

Interest rate risk

The Group finances its operations through a mixture of retained profits and borrowings. The Directors' policy to manage interest rate fluctuations is to regularly review the costs of capital and the risks associated with each class of capital, and to maintain an appropriate mix between fixed and floating rate borrowings.

The interest rate exposure of the financial assets and liabilities of the Group is shown in the table below. The table includes trade receivables and payables as these do not attract interest and are therefore subject to fair value interest rate risk.

	2022 £'000	2021 £'000
Financial assets:		
Floating interest rate:		
Cash	714	752
Zero interest rate:		
Trade receivables	5,629	5,536
	<u>6,343</u>	<u>6,288</u>
Financial liabilities:		
Floating interest rate:		
Bank loans/revolving facility	8,754	8,338
Zero interest rate:		
Trade payables	3,686	2,145
	<u>12,440</u>	<u>10,483</u>

As at 31 March 2022, the Group's non-derivative financial liabilities have contractual maturities (including interest payments where applicable) as summarised below:

31 March 2022	Current		Non-current	
	Within 6 months	6 to 12 months	1 to 5 years	later than 5 years
	£'000	£'000	£'000	£'000
Bank borrowings	8,754	-	-	-
Trade and other payables	11,182	-	-	-
Total amount due	<u>19,936</u>	-	-	-

This compares to the maturity of the Group's non-derivative financial liabilities in the previous reporting period as follows:

31 March 2021	Current	Non-current
---------------	---------	-------------

	Within 6 months	6 to 12 months	1 to 5 years	later than 5 years
	£'000	£'000	£'000	£'000
Bank borrowings	8,338	-	-	-
Trade and other payables	10,965	-	-	-
Total amount due	19,303	-	-	-

The above amounts reflect the contractual undiscounted cash flows, which may differ from the carrying values of the liabilities at the reporting date.

Sensitivity to interest rate fluctuations

If the average interest rate payable on the net financial asset/net financial liabilities, subject to a floating interest rate during the year, had been 1% higher than reported on the average borrowings during the year, then profit before tax would have been £85k lower, and if the interest rate on these liabilities had been 1% lower, profit before tax would have improved by £85k.

Credit risk

The Group applies the IFRS 9 simplified model of recognising lifetime expected credit losses for all trade receivables as these items do not have a significant financing component.

In measuring the expected credit losses, the trade receivables have been assessed on a collective basis as they possess shared credit risk characteristics. They have been grouped based on the days past due and also according to the geographical location of customers.

The expected loss rates are based on the payment profile for sales over the past 48 months before 31 March 2019 and 1 January respectively, as well as the corresponding historical credit losses during that period. The historical rates are adjusted to reflect current and forward-looking macroeconomic factors affecting the customer's ability to settle the amount outstanding. The Group has identified gross domestic product (GDP) and unemployment rates of the countries in which the customers are domiciled to be the most relevant factors, and accordingly adjusts historical loss rates for expected changes in these factors. However, given the short period exposed to credit risk, the impact of these macroeconomic factors has not been considered significant within the reporting period.

Trade receivables are written off (i.e. derecognised) when there is no reasonable expectation of recovery. Failure to make payments within 180 days from the invoice date and failure to engage with the Group on alternative payment arrangement, amongst other things, are considered indicators of no reasonable expectation of recovery.

The Directors consider that after review the Group's trade receivables require an impairment for the year ended 31 March 2022 of £22,000 (2021: £53,000) which has been provided accordingly.

Summary of financial assets and liabilities by category

The carrying amount of financial assets and liabilities recognised at the balance sheet date of the reporting periods under review may also be categorised as follows:

	2022 £'000	2021 £'000
Financial assets		
Financial assets measured at amortised cost		
Trade and other receivables	5,826	5,630
Cash and cash equivalents	714	752
	<u>6,540</u>	<u>6,382</u>
Financial liabilities:		
Financial liabilities measured at amortised cost		
Borrowings	(8,754)	(8,338)
Lease liabilities	(1,843)	(1,543)
Trade and other payables	(9,339)	(9,422)
Provisions for liabilities	(42)	(42)
	<u>(19,978)</u>	<u>(19,345)</u>
Net financial assets and liabilities	<u>(13,438)</u>	<u>(12,963)</u>
Plant, property and equipment	2,173	2,060
Goodwill	21,705	27,581
Other intangible assets	69	799
Contract assets	453	619
Prepayments	589	426
Deferred tax	644	158
Taxation payable	32	474
Provisions for deferred tax	-	(113)
	<u>25,665</u>	<u>32,004</u>
Total equity	<u>12,227</u>	<u>19,041</u>

Capital management policies and procedures

The Group's capital management objectives are:

- to ensure the Group's ability to continue as a going concern; and
- to provide an adequate return to shareholders by pricing products and services commensurately with the level of risk.

This is achieved through close management of working capital and regular reviews of pricing. Decisions on whether to raise funding using debt or equity are made by the Board based on the requirements of the business.

Capital for the reporting period under review is summarised as follows:

	2022 £'000	2021 £'000
Total equity	<u>12,227</u>	<u>19,041</u>

Financial assets and financial liabilities measured at fair value in the statement of financial position are grouped into three levels of a fair value hierarchy. The three levels are defined based on the observability of significant inputs to the measurement, as follows:

- Level 1: quoted prices (unadjusted) in active markets for identical assets or liabilities
- Level 2: inputs other than quoted prices included within Level 1 that are observable for the asset or liability, either directly or indirectly
- Level 3: unobservable inputs for the asset or liability.

Financial assets and liabilities measured at fair value are not material.

Measurement of fair value of financial instruments

The Group's finance team performs valuations of financial items for financial reporting purposes, including Level 3 fair values, in consultation with third party valuation specialists for complex valuations. Valuation techniques are selected based on the characteristics of each instrument, with the overall objective of maximising the use of market-based information. The finance team reports directly to the chief financial officer (CFO) and to the audit committee. Valuation processes and fair value changes are discussed among the audit committee and the valuation team at least every year, in line with the Group's reporting dates.

The following table provides information about the sensitivity of the fair value measurement to changes in the most significant inputs:

Description	Significant unobservable input	Estimate of the input	Sensitivity of the fair value measurement to input
Put and call options and other deferred consideration	Probability of meeting target	100%	Not applicable

There are no significant interrelationships between the inputs and the unobservable inputs.

Level 3 fair value measurements

The reconciliation of the carrying amounts of financial instruments classified within Level 3 is as follows:

	Put/call options £'000
Balance at 31 March 2020	484
Amount recognised through retained earnings	(435)
Balance at 31 March 2021	49
Amount recognised through retained earnings	(49)
Balance at 31 March 2022	-

33. Prior period restatement

There have been 2 prior year restatements, neither impacted Adjusted EBITDA or are directly related to the Group's day to day trading:

1) Recognition of deferred consideration in relation to acquisitions

In the financial statements for the year ended 31 March 2021 the fair value adjustments in respect of deferred consideration and associated Put / Call options, recognised on the acquisition of both Massive Group PTY and Frank Digital PTY and subsequent acquisitions of the Group, had been incorrectly recognised as goodwill or released through the Profit and Loss rather than through retained earnings. As a result, a prior year restatement of £435k has been recognised in the profit and loss and £2,208k through retained earnings, to reflect the true position as at 31 March 2021. Additionally, the consolidated Cashflow Statement has been restated to reclassify the acquisition of non-controlling interest from investing activities to financing activities.

2) Release of closed share option scheme

In the financial statements for the year ended 31 March 2021 the fair value release of the share options in relation to the scheme that has closed were released through the profit and loss rather than through retained earnings. As a result, a prior year restatement of £696k has been recognised to reflect the true position as at 31 March 2021.

3) Reclassification of deferred tax

Deferred tax was reclassified from current to non-current to better represent the likely timing of recovery, that had no impact of profit / loss or net assets.

The following table summarises the impact of the prior period restatement in relation to the financial statements of the Group:

	2021
	£000
Loss for the year as previously stated	(241)
Restatement 1 - Recognition of deferred consideration in relation to acquisitions	(435)
Restatement 2 - Release of closed share option scheme	(696)
Loss for the year as restated	<u>(1,372)</u>

	2021
	£000
Total equity for the year as previously stated	21,249
Restatement 1 - Recognition of deferred consideration in relation to acquisitions	(2,208)
Total equity for the year as restated	<u>19,041</u>

Impact on the Consolidated Statement of Comprehensive Income

For the year ended 31 March	2021	2021	2021
	£'000	£'000	£'000
	Original	Adjustment	Restated
Gross revenue	25,957	-	25,957
Direct Costs	(5,792)	-	(5,792)
Revenue	20,165	-	20,165
Other operating income	793	-	793
Operating expenses	(20,867)	(1,131)	(21,998)
Operating Profit / (loss)	91	(1,131)	(1,040)
Finance costs	(451)	-	(451)
	(360)	(1,131)	(1,491)
Loss before tax			
Tax credit	119	-	119
Loss for the year	(241)	(1,131)	(1,372)
Loss for the year is attributable to:			
Non-controlling interests	71	-	71
Owners of the parent	(312)	(1,131)	(1,443)
	(241)	(1,131)	(1,372)
Other comprehensive income			
Items that will be reclassified subsequently to profit or loss			
Exchange differences on retranslation of foreign operations	(6)	-	(6)
Total comprehensive loss for the period	(247)	(1,131)	(1,378)
Total comprehensive loss is attributable to:			
Non-controlling interests	71	-	71
Owners of the Parent	(318)	(1,131)	(1,449)
	(247)	(1,131)	(1,378)
Basic and diluted loss per share			
Loss per share	(6.90p)	(153.66p)	(1.54p)

Impact on the Consolidated Balance Sheet

	2021	2021	2021
As at 31 March	£'000	£'000	£'000
Non-current assets	Original	Adjustment	Restated
Property, plant and equipment	2,060	-	2,060
Goodwill	29,789	(2,208)	27,581
Deferred tax	-	586	586
Other intangible assets	799	-	799
	<u>32,648</u>	<u>(1,622)</u>	<u>31,026</u>
Current assets			
Trade and other receivables	6,214	(158)	6,056
Contract assets	619	-	619
Current tax asset	474	(428)	46
Cash and cash equivalents	752	-	752
	<u>8,059</u>	<u>-</u>	<u>7,473</u>
Total assets	<u>40,707</u>	<u>(2,208)</u>	<u>38,499</u>
Current liabilities			
Borrowings	8,338	-	8,338
Trade and other payables	8,065	-	8,065
Contract Liabilities	1,163	-	1,163
Current lease liabilities	666	-	666
Current tax liabilities	194	-	194
Provisions	42	-	42
	<u>18,468</u>	<u>-</u>	<u>18,468</u>
Non-current liabilities			
Non-current lease liabilities	877	-	877
Deferred tax liabilities	113	-	113
	<u>990</u>	<u>-</u>	<u>990</u>
Total liabilities	<u>19,458</u>	<u>-</u>	<u>19,458</u>
Net assets	<u>21,249</u>	<u>(2,208)</u>	<u>19,041</u>
Equity			
Share capital	34,992	-	34,992
Share premium	10,088	-	10,088
Capital redemption reserve	125	-	125
Treasury shares	(25)	-	(25)
Share option reserve	-	-	-
Foreign currency translation reserve	(161)	-	(161)
Retained earnings	(24,124)	(2,208)	(26,332)
Equity attributable to owners of the parent	<u>20,895</u>	<u>(2,208)</u>	<u>18,687</u>
Non-controlling interest	354	-	354
Total equity	<u>21,249</u>	<u>(2,208)</u>	<u>19,041</u>

34. Post balance sheet events

Bloom legal case

On 12 April 2022 there was a high court judgment in the case of "Others vs Jaywing" where the judge found that the Claimants' claim must be dismissed in its entirety and awarded costs, of which £419k has so far been recovered post year end.

Acquisition of Midisi Limited

On 26th August 2022, post period end, the Company completed the acquisition of Midisi Limited, a marketing software development business, which owns the intellectual property rights for the 'Decision' software. (the Acquisition)

The Directors believe that the Acquisition will be immediately earnings-enhancing from the retention of 100% of revenues, and that both the revenue and profit will increase over time as Jaywing focuses on adding new clients and developing the proposition further.

The initial consideration for the Acquisition is £400,000, to be paid from Jaywing's existing cash resources, plus excess cash of £845,230. Further fixed payments totalling £1.4m will be paid at 6-monthly intervals over 42 months, plus an additional performance-related earn-out payable at 6-monthly intervals between months 13 and 49, funded out of planned cashflows generated from Decision revenues. The earn-out relates to revenues generated from Decision, and the maximum earn-out payment is capped at £3.2m.

Connected to the acquisition, and to provide further working capital to the Group, the Company has increased the headroom in its existing short-term finance facility by £1m, through a variation of the existing debt agreement with its lenders, DSC Investment Holdings Ltd and 1798 Volantis Fund Ltd. This would cover the initial transaction costs, with subsequent payments funded out of the Company's cashflows.

Increase in debt facility

On 11 August 2022, post year end, the Company increased its existing short-term finance facility of £8.2m by £1m to £9.2m , through a variation of the existing debt agreement with its Lenders. Further details are provided in Notes 30 and 18 to the Consolidated Financial Statements

Company Financial Statements

Company Profit and Loss account

	Note	2022 £'000	Restated* 2021 £'000
Turnover		-	-
Administrative expenses*	2	<u>(10,743)</u>	<u>(2,454)</u>
Operating loss	3	(10,743)	(2,454)
Income from fixed asset investment	4	418	1,717
Other income	4	-	20
Finance Costs	5	<u>(460)</u>	<u>(421)</u>
Loss on ordinary activities before taxation		(10,785)	(1,138)
Taxation on ordinary activities	6	<u>573</u>	<u>331</u>
Loss and total comprehensive loss on ordinary activities after taxation		<u>(10,212)</u>	<u>(807)</u>

*The comparative information has been restated due to fair value adjustments misstated in the prior period as discussed in note 27.

The accompanying Notes to the Parent Company Financial Statements form an integral part of these Financial Statements.

Company Balance Sheet

	Note	2022 £'000	Restated* 2021 £'000
Fixed assets			
Tangible assets	10	1,040	1,242
Deferred tax	21	605	-
Investments	12	26,235	34,714
		<u>27,880</u>	<u>35,956</u>
Current assets			
Cash at bank		2	12
Debtors due within one year	13	575	1,237
		<u>577</u>	<u>1,249</u>
Current liabilities			
Creditors: amounts falling due within one year	14	(23,105)	(21,540)
Total assets less current liabilities		<u>5,352</u>	<u>15,665</u>
Non-current liabilities			
Creditors: amounts falling due after more than one year	15	(690)	(840)
Net assets		<u>4,662</u>	<u>14,825</u>
Capital and reserves			
Called up share capital	17	34,992	34,992
Share premium account	18	10,088	10,088
Treasury shares	19	(25)	(25)
Share option reserve	18	-	-
Capital redemption reserve	18	125	125
Profit and loss account	18	(40,518)	(30,355)
Equity shareholders' funds		<u>4,662</u>	<u>14,825</u>

* See note 27 for information regarding the restatement.

The Financial Statements were approved by the Board of Directors and authorised for issue on 6 September 2022.

Signed on behalf of the Board of Directors:



Andrew Fryatt
Director

The accompanying Notes to the Parent Company Financial Statements form an integral part of these Financial Statements.

Company Statement of Changes in Equity

	Called-up Share Capital £'000	Share Premium account £'000	Treasury Shares £'000	Share Option Reserve £'000	Capital Redemption Reserve £'000	Profit and loss account £'000	Total £'000
At 1 April 2020	34,992	10,088	(25)	696	125	(30,364)	15,512
Loss for the year and total other comprehensive income as previously stated	-	-	-	(696)	-	9	(687)
At 31 March 2021 as previously stated	34,992	10,088	(25)	-	125	(30,355)	14,825
Prior year adjustment (see note 27)	-	-	-	696	-	(816)	(120)
Loss for the year and total other comprehensive income as restated (see note 27)	-	-	-	-	-	(807)	(807)
Release of Put / Call Option	-	-	-	-	-	120	120
Transfer in relation to lapsed share options	-	-	-	(696)	-	696	-
Total comprehensive income	-	-	-	(696)	-	9	(687)
At 31 March 2021 as restated	34,992	10,088	(25)	-	125	(30,355)	14,825
At 1 April 2021	34,992	10,088	(25)	-	125	(30,355)	14,825
Release of Put / Call Option*	-	-	-	-	-	49	49
Loss for the year and total other comprehensive income	-	-	-	-	-	(10,212)	(10,212)
Total comprehensive income	-	-	-	-	-	(10,163)	(10,163)
At 31 March 2022	34,992	10,088	(25)	-	125	(40,518)	4,662

*The comparative information has been restated due to fair value adjustments misstated in the prior period as discussed in note 27.

The accompanying Notes to the Parent Company Financial Statements form an integral part of these Financial Statements.

Notes to the Parent Company Financial Statements

1. Accounting policies

Jaywing plc is incorporated in England and Wales.

Statement of compliance

These Financial Statements have been prepared in accordance with applicable accounting standards and in accordance with Financial Reporting Standard 101 – 'The Reduced Disclosure Framework' (FRS 101). The principal accounting policies adopted in the preparation of these Financial Statements are set out below. These policies have all been applied consistently throughout the year unless otherwise stated.

The Financial Statements have been prepared on a historical cost basis.

The Financial Statements are presented in Sterling (£) and have been presented in round thousands (£'000).

Going concern

In determining the appropriate basis of preparation of the financial statements, the Directors are required to consider whether the Group can continue in operational existence for the foreseeable future.

In addition to the normal process of preparing forecasts for the Group, the Board has also considered downside risks and the potential impact of Covid-19 and the economic environment on the cash flows of the Group for a period to 30 September 2024. This has been done by looking at various scenarios within the forecasts for the potential effect of changes in the market during the forecast period.

The outcome for the year and the forecasts prepared by the business show that we do not consider there to be same level of uncertainty now as there was 12 months ago.

In considering their position the Directors have also had regard to letters of support in respect of the secured debt which have received from each of the holders of that debt confirming that the debt will not be called in and support will be provided for the foreseeable future. Details of this debt are contained in Note 18 and Note 30.

The Group financial statements do not include the adjustments that would result if the Group were unable to continue as a going concern. The Directors have a reasonable expectation that the Group has adequate resources to continue in existence for the foreseeable future and have concluded it is appropriate to adopt the going concern basis of accounting in the preparation of the financial statements.

Disclosure exemptions adopted

In preparing these Financial Statements, the Company has taken advantage of all disclosure exemptions conferred by FRS 101. Therefore, these Financial Statements do not include:

- 1 A statement of cash flows and related notes
- 2 The requirement to produce a balance sheet at the beginning of the earliest comparative period
- 3 The requirements of IAS 24 related party disclosures to disclose related party transactions entered in to between two or more members of the Group as they are wholly owned within the Group
- 4 Presentation of comparative reconciliations for property, plant and equipment, intangible assets
- 5 Capital management disclosures
- 6 Presentation of comparative reconciliation of the number of shares outstanding at the beginning and at the end of the period
- 7 The effect of future accounting standards not adopted
- 8 Certain share-based payment disclosures
- 9 Disclosures in relation to impairment of assets
- 10 Disclosures in respect of financial instruments (other than disclosures required as a result of recording financial instruments at fair value)
- 11 IFRS 9 disclosures in respect of allowances for expected credit losses reconciliations and credit risk and hedge accounting
12. IFRS 15 disclosures in respect of disaggregation of revenue, contract assets reconciliations and contract liabilities reconciliation and unsatisfied performance obligations

Investments in Subsidiaries, Associates and Joint Ventures

Investments in Subsidiary undertakings, Associates and Joint Ventures are stated at cost less any applicable provision for impairment.

Within the year the trade and assets of subsidiary entities were transferred within the Group. As the economic substance of the transaction did not result in a loss of value, investments in subsidiaries have continued to be held at their carrying value. An impairment review is performed annually in line with IAS36. See valuation of investments in significant judgement and estimates.

Tangible assets

Property, plant and equipment (PPE) is initially recognised at acquisition cost or manufacturing cost, including any costs directly attributable to bringing the assets to the location and condition necessary for them to be capable of operating in the manner intended by the Company's management.

PPE is subsequently measured at cost less accumulated depreciation and impairment losses.

Depreciation is recognised on a straight-line basis (unless otherwise stated) to write down the cost less estimated residual value of PPE. The following useful lives are applied:

- Leasehold improvements: 5-10 years
- Fixtures, fittings and equipment: 2-5 years
- Buildings: period of the lease

Material residual value estimates and estimates of useful life are updated as required, but at least annually.

Gains or losses arising on the disposal of property, plant and equipment are determined as the difference between the disposal proceeds and the carrying amount of the assets, and are recognised in profit or loss within other income or other expenses.

Financial Instruments - Recognition, initial measurement and derecognition

Financial assets and financial liabilities are recognised when the Company becomes a party to the contractual provisions of the financial instrument and are measured initially at fair value adjusted for transaction costs, except for those carried at fair value through profit or loss, which are measured initially at fair value. Subsequent measurement of financial assets and financial liabilities is described below.

Financial assets are derecognised when the contractual rights to the cash flows from the financial asset expire, or when the financial asset and substantially all the risks and rewards are transferred. A financial liability is derecognised when it is extinguished, discharged, cancelled or expires.

Financial Instruments - Classification and subsequent measurement of financial assets

For the purpose of subsequent measurement, financial assets, other than those designated and effective as hedging instruments, are classified into the following categories upon initial recognition:

- financial assets subsequently measured at amortised costs

There are no financial assets that have been designated as fair value through other comprehensive income, or fair value through profit or loss.

All financial assets are reviewed for impairment at least at each reporting date, to identify whether there is any objective evidence that a financial asset or a group of financial assets is impaired. Different criteria to determine impairment are applied for each category of financial assets, which are described below.

All income and expenses relating to financial assets that are recognised in profit or loss are presented within finance costs, finance income or other financial items, except for impairment of trade receivables which is presented within other expenses.

IFRS 9's impairment requirements use more forward-looking information to recognise expected credit losses – the 'expected credit loss (ECL) model'.

Recognition of credit losses is no longer dependent on the Company first identifying a credit loss event. Instead the Company considers a broader range of information when assessing credit risk and measuring expected credit losses, including past events, current conditions, reasonable and supportable forecasts that affect the expected collectability of the future cash flows of the instrument.

Measurement of the expected credit losses is determined by a probability-weighted estimate of credit losses over the expected life of the financial instrument.

Financial instruments – classification and subsequent measurement of financial liabilities

The Company's financial liabilities include borrowings, trade creditors and other creditors.

Financial liabilities are measured subsequently at amortised cost using the effective interest method.

Cash and cash equivalents

Cash comprises cash on hand and demand deposits, which is presented as cash at bank and in hand in the Balance Sheet.

Cash equivalents comprise short-term, highly liquid investments with maturities of three months or less from inception, that are readily convertible into known amounts of cash and which are subject to an insignificant risk of changes in value. Cash equivalents are presented as part of current asset investments in the Balance Sheet.

Leases

The Company reports using IFRS 16, whereby the Company now recognises a lease liability and a right of use asset.

Assets and liabilities arising from a lease are initially measured on a present value basis. Lease liabilities include the net present value of the following lease payments:

- fixed payments (including in-substance fixed payments), less any lease incentives receivable;
- variable lease payment that are based on an index or a rate, initially measured using the index or rate as at the commencement date;
- amounts expected to be payable by the group under residual value guarantees;
- the exercise price of a purchase option if the group is reasonably certain to exercise that option; and
- payments of penalties for terminating the lease, if the lease term reflects the group exercising that option.

Lease payments to be made under reasonably certain extension options are also included in the measurement of the liability. The lease payments are discounted using the interest rate implicit in the lease. If that rate cannot be readily determined, which is generally the case for leases in the group, the lessee's incremental borrowing rate is used, being the rate that the individual lessee would have to pay to borrow the funds necessary to obtain an asset of similar value to the right of use asset in a similar economic environment with similar terms, security and conditions.

To determine the incremental borrowing rate, the Company, where possible, uses recent third-party financing received by the individual lessee as a starting point, adjusted to reflect changes in financing conditions since third party financing was received.

If the Company is exposed to potential future increases in variable lease payments based on an index or rate, which are not included in the lease liability until they take effect, then when adjustments to lease payments based on an index or rate take effect, the lease liability is reassessed and adjusted against the right of use asset.

Lease payments are allocated between principal and finance cost. The finance cost is charged to profit or loss over the lease period so as to produce a constant periodic rate of interest on the remaining balance of the liability for each period.

Right of use assets are measured at cost comprising the following:

- the amount of the initial measurement of lease liability;
- any lease payments made at or before the commencement date less any lease incentives received;
- any initial direct costs; and
- restoration costs.

Right of use assets are generally depreciated over the shorter of the asset's useful life and the lease term on a straight-line basis. If the Company is reasonably certain to exercise a purchase option, the right of use asset is depreciated over the underlying asset's useful life.

Payments associated with short-term leases of equipment and all leases of low-value assets are recognised on a straight-line basis as an expense in profit or loss. Short-term leases are leases with a lease term of 12 months or less.

See note 11.

Financial guarantees

Financial guarantees in respect of the borrowings of fellow Group companies are not regarded as insurance contracts. They are recognised at fair value and are subsequently measured at the higher of:

- the amount that would be required to be provided under IAS 37 (see policy on provisions below); and
- the amount of any proceeds received net of amortisation recognised as income.

Provisions, contingent assets and contingent liabilities

Provisions for product warranties, legal disputes, onerous contracts or other claims are recognised when the Company has a present legal or constructive obligation as a result of a past event, it is probable that an outflow of economic resources will be required, and amounts can be estimated reliably. The timing or amount of the outflow may still be uncertain.

Restructuring provisions are recognised only if a detailed formal plan for the restructuring exists and management has either communicated the plan's main features to those affected or started implementation. Provisions are not recognised for future operating losses.

Provisions are measured at the estimated expenditure required to settle the present obligation, based on the most reliable evidence available at the reporting date, including the risks and uncertainties associated with the present obligation. Where there are a number of similar obligations, the likelihood that an outflow will be required in settlement is determined by considering the class of obligations as a whole. Where the time value of money is material, provisions are discounted to their present values using a pre-tax discount rate that reflects the current market assessment of the time value of money and the risks specific to the liability.

Any reimbursement that is virtually certain to be collected from a third party with respect to the obligation is recognised as a separate asset. However, this asset may not exceed the amount of the related provision.

No liability is recognised if an outflow of economic resources as a result of present obligations is not probable. Such situations are disclosed as contingent liabilities unless the outflow of resources is remote.

Equity, reserves and dividend payments

Financial instruments issued by the Company are classified as equity only to the extent that they do not meet the definition of a financial liability or financial asset.

The Company's ordinary shares are classified as equity. Transaction costs on the issue of shares are deducted from the Share Premium Account arising on that issue. Dividends on the Company's ordinary shares are recognised directly in equity.

Income

Interest receivable

Interest receivable is reported on an accrual basis using the effective interest method.

Dividends receivable

Dividends are recognised at the time the right to receive payment is established.

Operating expenses

Operating expenses are recognised in profit or loss upon utilisation of the service or as incurred.

Foreign currency translation

Foreign currency transactions are translated into the Company's functional currency using the exchange rates prevailing at the dates of the transactions (spot exchange rate).

Foreign exchange gains and losses resulting from the re-measurement of monetary items denominated in foreign currency at year-end exchange rates are recognised in profit or loss.

Non-monetary items are not retranslated at year-end and are measured at historical cost (translated using the exchange rates at the transaction date), except for non-monetary items measured at fair value, which are translated using the exchange rates at the date when fair value was determined. Where a gain or loss on a non-monetary item is recognised in other comprehensive income, the foreign exchange component of that gain or loss is also recognised in other comprehensive income.

Income taxes

Tax expense recognised in profit or loss comprises the sum of deferred tax and current tax not recognised in other comprehensive income or directly in equity.

Calculation of current tax is based on tax rates and laws that have been enacted or substantively enacted by the end of the reporting period. Deferred income taxes are calculated using the liability method.

Calculation of deferred tax is based on tax rates and laws that have been enacted or substantively enacted by the end of the reporting period, that are expected to apply when the asset is realised, or the liability is settled.

The measurement of deferred tax reflects the tax consequences that would follow from the manner in which the entity expects to recover the related asset or settle the related obligation.

Deferred tax assets are recognised to the extent that it is probable that the underlying tax loss or deductible temporary difference will be utilised against future taxable income. This is assessed based on the Company's forecast of future operating results, adjusted for significant non-taxable income and expenses, and specific limits on the use of any unused tax loss or credit. Deferred tax assets are not discounted.

Deferred tax liabilities are generally recognised in full, with the exception of the following:

- on the initial recognition of goodwill on investments in Subsidiaries, where the Company is able to control the timing of the reversal of the difference, and it is probable that the difference will not reverse in the foreseeable future, on the initial recognition of a transaction that is not a business combination and at the time of the transaction affects neither accounting nor taxable profit.

Deferred tax liabilities are not discounted.

Post-employment benefits and short-term employee benefits

Short-term employee benefits

Short-term employee benefits, including holiday entitlement, are current liabilities included in pension and other employee obligations, measured at the undiscounted amount that the Company expects to pay as a result of unused entitlement.

Post-employment benefit plans

Contributions to defined contribution pension schemes are charged to profit or loss in the year to which they relate. Prepaid contributions are recognised as an asset. Unpaid contributions are reflected as a liability.

Profit from operations

Profit from operations comprises the results of the Company before interest receivable and similar income, interest payable and similar charges, corporation tax and deferred tax.

Put/call options

In the previous year the put/call option in Frank Digital PTY had been valued by an independent assessor and was recognised with both a service and non-service element in the accounts. The non-service element was fully recognised as at the date of acquisition and the fair value reviewed annually. The service element was treated as a cash-settled share-based payment with the share-based payment valued at the point of inception and the cost being spread over the life of the asset. In the year the put/call option has been completed.

Fair value measurement

Management uses valuation techniques to determine the fair value of financial instruments and non-financial assets. This involves developing estimates and assumptions consistent with how market participants would price the instrument. Management bases its assumptions on observable data as far as possible, but this is not always available. In that case, management uses the best information available. Estimated fair values may vary from the actual prices that would be achieved in an arm's length transaction at the reporting date.

Significant judgement in applying accounting policies and key estimation uncertainty

When preparing the Financial Statements, management makes a number of judgements, estimates and assumptions about the recognition and measurement of assets, liabilities, income and expenses.

The following are significant management judgements in applying the accounting policies of the Company that have the most significant effect on the Financial Statements.

Useful lives of depreciable assets

Management reviews its estimate of the useful lives of depreciable assets at each reporting date, based on the expected utility of the assets. Uncertainties in these estimates relate to technological obsolescence that may change the utility of certain software and IT equipment.

Valuation of investments

Management reviews the carrying value of investments at each reporting date, based on the future cash flows of those investments.

IFRS 16

Under IFRS 16 the Company is required to make a judgement in determining the discount rate to be used in calculating the present value of lease payments when recognising the lease liabilities and right of use asset. For the discount rate the Company has used the lessee's incremental borrowing rate, being the rate that the individual lessee would have to pay to borrow the funds necessary to obtain an asset of similar value to the right of use asset in a similar economic environment with similar terms, security and conditions. To determine the incremental borrowing rate, the Company, where possible, uses recent third-party financing received by the individual lessee as a starting point, adjusted to reflect changes in financing conditions since third party financing was received. The right of use asset is depreciated over the term of the lease. The term has been determined with reference to the lease agreements and any expected extension beyond the end of the lease end date specified in the lease agreement.

2. Other operating charges

	2022 £'000	2021 £'000
Impairment of investment, see note 12	9,185	-
Administrative expenses	1,558	2,454
Total administrative expenses	10,743	2,454

3. Operating loss

	2022 £'000	2021 £'000
Operating loss is stated after charging:		
Impairment of investment, see note 12	9,185	-
Depreciation of owned fixed assets	73	58
Depreciation of right of use assets	241	169

4. Income from fixed asset investments and other income

	2022 £'000	2021 £'000
Dividends received from subsidiary companies	418	1,717

5. Finance costs

	2022 £'000	2021 £'000
Bank interest payable	416	403
Interest on lease liability	44	44
Finance charge on acquisition	-	(26)
Total	460	421

6. Tax on ordinary activities

The tax credit / (charge) is based on the loss for the year and represents:	2022 £'000	2021 £'000
UK corporation tax at 19% (2021: 19%)	2	(408)
Adjustment in respect of prior period	-	55
Total current tax	2	(353)
Deferred tax:		
Origination and reversal of timing differences	571	22
Total tax charge / (credit)	573	(331)
The tax credit can be explained as follows:	2022 £'000	2021 £'000
Loss before tax	(10,785)	(1,138)
Tax using the UK corporation tax rate of 19% (2021: 19%)	(2,049)	(216)
Effect of:		
Non-taxable income	-	343
Recognition of unused losses	(240)	-
Impairment of investments	1,745	-
Non-deductible expenses / credit	(29)	(513)
Prior year adjustment	-	55
Current year credit	(573)	(331)

7. Auditor's remuneration

Details of remuneration paid to the auditor by the Company are shown in Note 7 to the Consolidated Financial Statements.

8. Directors and employees

	2022	2021
Average number of staff employed by the Company	5	17
Aggregate emoluments (including those of Directors):	2022 £'000	2021 £'000
Wages and salaries	584	788
Social security costs	73	101
Pension contribution	15	52
Share-based payment credit	-	(696)
Total emoluments	672	245

Further information in respect of Directors is given in the Directors' Remuneration Report.

Remuneration in respect of Directors was as follows:

	2022 £'000	2021 £'000
Emoluments receivable	554	277
Fees paid to third parties for Directors' services	30	27
Company pension contributions to money purchase pension schemes	15	13
	599	317

The highest paid Director received remuneration of £284k (2021: £203k).

9. Dividends

The Directors do not recommend the payment of a dividend for the current year (2021: £Nil).

10. Tangible fixed assets

	Buildings £'000	Leasehold Improvements £'000	Fixtures & fittings £'000	Total £'000
Cost at 31 March 2021	1,147	389	359	1,895
Additions	-	-	11	11
Right of use asset additions	-	-	105	105
Disposals	-	-	(59)	(59)
Cost at 31 March 2022	1,147	389	416	1,952
Depreciation at 31 March 2021	286	161	206	653
Charge for the year on owned assets	-	42	31	73
Disposals	-	-	(55)	(55)
Charge on right of use assets	152	-	89	241
Depreciation at 31 March 2022	438	203	271	912
Net book value at 31 March 2022	709	186	145	1,040
Net book value at 31 March 2021	861	228	153	1,242

11. Leases

The company has lease contracts for the office occupied in Sheffield and printers. The amounts recognised in the financial statements in relation to the leases are as follows:

(i) Amounts recognised in the statement of financial position

The balance sheet shows the following amounts relating to leases:

	2022 £'000	2021 £'000
Right of use assets		
Buildings	709	861
Plant and machinery	97	78
	806	939
Lease liabilities		
Current	170	169
Non-current	690	840
	860	1,009

(ii) Amounts recognised in the income statement

The income statement shows the following amounts relating to leases:

	2022 £'000	2021 £'000
Depreciation charge of right of use assets		
Buildings	152	143
Plant and machinery	89	26
	241	169
Interest expense (included in finance cost)	44	44

12. Investments

	Subsidiaries
	£'000
Cost at 31 March 2021	61,118
Additions	706
Cost at 31 March 2022	61,824
Impairment at 31 March 2021	26,404
Impairment in year	9,185
Impairment at 31 March 2022	35,589
Net book value at 31 March 2022	26,235
Net book value at 31 March 2021	34,714

The Company has carried out an impairment review of the carrying amount of the investments in Subsidiaries. The impairment review of investments was performed using the same cash flows and assumptions as were used in the Group's Financial Statements for the impairment review of goodwill, details of which can be found in Note 14 in the Group's Financial Statements. This review has concluded that an impairment was required to the carrying value of the Company's UK investments of £9.2m (2021: £Nil) based upon sensitivities applied to forecast EBITDA.

Jaywing plc acquired the remaining 25% of Massive Group PTY on 21 October 2020 after the remaining shareholders exercised their put option. The 25% stake was acquired for \$4.0m (£2.2m), the total consideration for the purchase of the 100% interest was \$9.6m (£5.4m). At 31 March 2021 an amount of £0.3m was outstanding to the original shareholders. This amount was fully paid by 30 June 2021.

On 2 November 2021 Jaywing plc agreed with Matt Barbelli as the sole director of Frank Digital Pty Ltd ("Frank Digital") in Australia to accelerate the exercise of the Put and Call Option in relation to the 25% of the shares in Frank Digital held by Barbelli Enterprises Pty Ltd ATF Barbelli Holdings Trust ("BEP"). The remaining 25% stake was acquired for a consideration of \$1.2m (£0.7m) and Jaywing plc now owns 100% of the shares in Frank Digital.

At 31 March 2022 the Company held either directly or indirectly, 20% or more of the allotted Share Capital of the following companies:

	Class of share capital held	Proportion held		Nature of Business
		By parent Company	By the Group	
Alphanumeric Group Holdings Limited	Ordinary	100%	100%	Dormant
Alphanumeric Holdings Limited	Ordinary	-	100%	Dormant
Alphanumeric Limited	Ordinary	100%	100%	Data services & consultancy
Bloom Media (UK) Limited	Ordinary	100%	100%	Dormant
Dig for Fire Limited	Ordinary	-	100%	Dormant
Digital Marketing Network Limited	Ordinary	100%	100%	Dormant
Digital Media and Analytics Limited	Ordinary	100%	100%	Dormant
DMG London Limited	Ordinary	100%	100%	Dormant
Epiphany Solutions Limited	Ordinary	100%	100%	Search Engine Optimisation
Frank Digital PTY Limited	Ordinary	100%	100%	Website design and build
Gasbox Limited	Ordinary	100%	100%	Non-trading
Hyperlaunch New Media Limited	Ordinary	100%	100%	Dormant
Inbox Media Limited	Ordinary	-	100%	Dormant
Iris Associates Limited	Ordinary	-	100%	Dormant
Jaywing Central Limited	Ordinary	100%	100%	Online marketing & media
Jaywing Information Limited	Ordinary	100%	100%	Dormant
Jaywing Innovation Limited	Ordinary	100%	100%	Product development
Jaywing North Limited	Ordinary	100%	100%	Dormant
Jaywing Australia PTY Limited (formerly Massive Group PTY Limited)	Ordinary	100%	100%	Search Engine Optimisation
Jaywing UK Limited (formerly Scope Creative Marketing Limited)	Ordinary	100%	100%	Direct marketing

Shackleton PR Limited	Ordinary	-	100%	Dormant
The Comms Department Limited	Ordinary	-	100%	Dormant
Woken Limited	Ordinary	-	100%	Dormant

All the companies listed above have been consolidated.

All the companies listed above are incorporated in England and Wales with the following exceptions:

Company	Country of Incorporation	Address
Frank Digital PTY Limited	Australia	2 Elizabeth Plaza, North Sidney, NSW 2060
Jaywing Australia PTY Limited (formerly Massive Group PTY Limited)	Australia	2 Elizabeth Plaza, North Sidney, NSW 2060

The companies incorporated in England and Wales all have their registered office at Albert Works, Sidney Street, Sheffield, S1 4RG. The companies incorporate in Australia all have their registered office at 2 Elizabeth Plaza, North Sydney, NSW 2060.

13. Debtors due within one year

	2022 £'000	2021 £'000
Amounts due from Group undertakings	58	58
Prepayments	173	262
Other taxation and social security	344	-
Deferred tax asset (Note 21)	-	34
Corporation tax	-	883
	575	1,237

Amounts due from Group undertakings attract no interest and are repayable on demand.

14. Creditors: amounts falling due within one year

	2022 £'000	2021 £'000
Borrowings (Note 16)	8,754	8,338
Trade creditors	449	335
Amounts owed to Group undertakings	12,593	10,270
Other taxation and social security	19	913
Other creditors	-	13
Accruals	494	266
Lease liability	170	169
Deferred consideration payable on acquisition of subsidiary undertakings	626	1,236
	23,105	21,540

Amounts owed to Group undertakings attract no interest and are repayable on demand.

15. Creditors: amounts falling due in more than one year

	2022 £'000	2021 £'000
Lease liability	690	840

16. Borrowings

	2022	2021
	£'000	£'000
Summary:		
Borrowings	8,754	8,338

Borrowings are repayable as follows:

	2022	2021
	£'000	£'000
Within one year:		
Borrowings	8,754	8,338
Total due within one year	8,754	8,338

As the loans are at variable market rates their carrying amount is equivalent to their fair value.

Interest is calculated at 3 month LIBOR plus a margin.

17. Share capital

Allotted, issued and fully paid:

	45p deferred shares Number	5p ordinary shares Number	£'000
At 31 March 2021	67,378,520	93,432,217	34,992
At 31 March 2022	67,378,520	93,432,217	34,992

The 5 pence ordinary shares have the same rights (including voting and dividend rights and rights on a return of capital) as the previous 50 pence ordinary shares. Holders of the 45 pence deferred shares do not have any right to receive notice of any General Meeting of the Company or any right to attend, speak or vote at any such meeting. The deferred shareholders are not entitled to receive any dividend or other distribution and shall, on a return of assets in a winding up of the Company, entitle the holders only to the repayment of the amounts paid up on the shares, after the amount paid to the holders of the new ordinary shares exceeds £1,000,000 per new ordinary share. The deferred shares are also incapable of transfer and no share certificates have been issued in respect of them.

18. Reserves

Called-up Share Capital – represents the nominal value of shares that have been issued.

Share Premium Account – includes any premiums received on issue of Share Capital. Any transaction costs associated with the issuing of shares are deducted from Share Premium.

Profit and Loss Account – includes all current and prior period retained profits and losses.

Share Option Reserve – fair value charge for share options in issue.

Treasury Shares – shares in the company that have been acquired by the company.

Capital Redemption Reserve – represents amounts transferred from Share Capital on redemption of issued shares.

19. Treasury shares

	2022	2021
	£'000	£'000
At 31 March 2022 and 31 March 2021	25	25

20. Share-based payments

Share-based payment credit is as follows:

	2022 £'000	Restated* 2021 £'000
Share-based payment	-	(587)
Related National Insurance costs	-	(109)
	<u>-</u>	<u>(696)</u>

*See note 27

21. Deferred tax asset

A deferred tax asset is provided for in the financial statements and consists of the following:

	2022 £'000	2021 £'000
Accelerated capital allowances	52	34
Recognition of unused losses	553	-
Deferred tax asset	<u>605</u>	<u>34</u>

The amount of deferred tax recognised in profit or loss was as follows:

	2022 £'000	2021 £'000
Accelerated capital allowances	18	22
Recognition of unused losses	553	-
Total	<u>571</u>	<u>22</u>

The March 2021 Budget announced an increase in the UK standard rate of corporation tax to 25% from 1 April 2023 with the legislation receiving Royal Assent on 10 June 2021. Deferred tax as at 31 March 2022 has been provided at a blended rate of 19% and 25% (2021: 19%) which is based on when the deferred taxation is expected to crystallise.

Deferred tax assets are recognised to the extent that it is probable that the underlying tax loss or deductible temporary difference will be utilised against future taxable income. This is assessed based on the Group's forecast of future operating results, adjusted for significant non-taxable income and expenses and specific limits on the use of any unused tax loss or credit.

22. Contingent liabilities

There is a cross guarantee between members of the Jaywing plc group of companies on all overdrafts and borrowings with the group's lenders. At 31 March 2022 the amount thus guaranteed by the company was £nil (2021: £nil).

23. Related parties

The Company is exempt from the requirements of FRS 101 to disclose transactions with other 100% members of the Jaywing plc group of companies.

Transactions with other related parties are disclosed in Note 30 to the Consolidated Financial Statements.

24. Financial risk management objectives and policies

Details of Group policies are set out in Note 32 to the Consolidated Financial Statements.

25. Retirement benefits**Defined Contribution Schemes**

The Company operates a defined contribution pension scheme. The assets of the scheme are held separately from those of the Company in an independently administered fund. The pension cost charge represents contributions payable by the Company to the fund and amounted to £32k (2021: £52k).

26. Share-based payments

Employees of the Company were entitled to participate in an equity and cash-settled share option scheme in the financial year to March 2021. The scheme was terminated in October 2020, at which point all outstanding options lapsed.

The options were granted with a fixed exercise price and had a vesting period of up to two years. The vesting conditions related to the performance of the overall Jaywing plc Group and continued employment during the vesting period. There were no other market conditions attached to the share options. The number of options outstanding at the end of the year in respect of Company employees was nil (2021: nil).

27. Prior period restatement

There have been 2 prior year restatements, neither impacted Adjusted EBITDA or are directly related to the Company' day to day trading:

1) Recognition of deferred consideration in relation to acquisitions

In the financial statements for the year ended 31 March 2021 the fair value adjustments in respect of deferred consideration and associated Put / Call options, recognised on the acquisition of both Massive Group PTY and Frank Digital PTY and subsequent acquisitions of the Group, had been incorrectly released through the Profit and Loss rather than through retained earnings. As a result, a prior year restatement of £120k has been recognised to reflect the true position as at 31 March 2021.

2) Release of closed share option scheme

In the financial statements for the year ended 31 March 2021 the fair value release of the share options in relation to the scheme that has closed were released through the profit and loss rather than through retained earnings. As a result, a prior year restatement of £696k has been recognised to reflect the true position as at 31 March 2021.

The following table summarises the impact of the prior period restatement in relation to the financial statements of the Company:

			2021
			£000
Profit for the year as previously stated			9
Restatement 1 - Recognition of deferred consideration in relation to acquisitions			(120)
Restatement 2 - Release of closed share option scheme			(696)
Loss for the year as restated			<u>(807)</u>
Impact on the Consolidated Statement of Comprehensive Income For the year ended 31 March	2021	2021	2021
	£'000	£'000	£'000
	Original	Adjustment	Restated
Turnover	-	-	-
Administrative expenses	(1,638)	(816)	(2,454)
Operating loss	<u>(1,638)</u>	<u>(816)</u>	<u>(2,454)</u>
Income from fixed asset investment	1,717	-	1,717
Other income	20	-	20
Finance costs	(421)	-	(421)
Loss on ordinary activities before taxation	<u>(322)</u>	<u>(816)</u>	<u>(1,138)</u>
Taxation on ordinary activities	331	-	331
Profit / (loss) and total comprehensive income on ordinary activities after taxation	<u>9</u>	<u>(816)</u>	<u>(807)</u>

Impact on the Consolidated Balance Sheet

	2021 £'000 Original	2021 £'000 Restated
Fixed assets		
Tangible assets	1,242	1,242
Deferred tax	-	-
Investments	34,714	34,714
	<u>35,956</u>	<u>35,956</u>
Current assets		
Cash at bank	12	12
Debtors due within one year	1,237	1,237
	<u>1,249</u>	<u>1,249</u>
Current liabilities		
Creditors: amounts falling due within one year	(21,540)	(21,540)
Total assets less current liabilities	<u>15,665</u>	<u>15,665</u>
Non-current liabilities		
Creditors: amounts falling due after more than one year	(840)	(840)
Net assets	<u>14,825</u>	<u>14,825</u>
Capital and reserves		
Called up share capital	34,992	34,992
Share premium account	10,088	10,088
Treasury shares	(25)	(25)
Share option reserve	-	-
Capital redemption reserve	125	125
Profit and loss account	(30,355)	(30,355)
Equity shareholders' funds	<u>14,825</u>	<u>14,825</u>

28. Post balance sheet events

On 26th August 2022, post period end, the acquisition of Midisi Limited, a marketing software development business, which owns the intellectual property rights for the 'Decision' was completed.

The Directors believe that the Acquisition will be immediately earnings-enhancing from the retention of 100% of revenues, and that both the revenue and profit will increase over time as Jaywing focuses on adding new clients and developing the proposition further.

The initial consideration for the Acquisition is £400,000, to be paid from Jaywing's existing cash resources, plus excess cash of £845,230. Further fixed payments totalling £1.4m will be paid at 6-monthly intervals over 42 months, plus an additional performance-related earn-out payable at 6-monthly intervals between months 13 and 49, funded out of planned cashflows generated from Decision revenues. The earn-out relates to revenues generated from Decision, and the maximum earn-out payment is capped at £3.2m.

Connected to the acquisition, and to provide further working capital to the Group, the Company has increased the headroom in its existing short-term finance facility by £1m, through a variation of the existing debt agreement with its lenders, DSC Investment Holdings Ltd and 1798 Volantis Fund Ltd. This would cover the initial transaction costs, with subsequent payments funded out of the Company's cashflows.

Shareholder Information

General Meeting

A General Meeting will be held on Thursday 29th September 2022 at the offices of Jaywing plc, Albert Works, Sidney Street, Sheffield, S1 4RG at 12:00pm.

Dividend

There is no dividend payable.

Multiple accounts on the shareholder register

If you have received two or more copies of or notifications about this document, this means that there is more than one account in your name on the Shareholders Register. This may be caused by your name or address appearing on each account in a slightly different way. For security reasons, the Registrars will not amalgamate the account without your written consent, so if you would like any multiple accounts to be combined into one account, please write to Link Asset Services at the address given below.

Documents

The following documents, which are available for inspection during normal business hours at the registered office of the Company on any weekday (Saturdays, Sundays and public holidays excluded), will also be available for inspection at the place of the General Meeting from at least 15 minutes prior to the meeting until its conclusion.

- Copies of the Executive Directors' service agreements and the Non-Executive Directors' letters of appointment;
- The memorandum and articles of association of the Company; and
- Register of Directors' interests in the Share Capital of the Company maintained under Section 809 of the Companies Act 2006.

Particulars of the Directors' interest in shares are given in the Remuneration Report, which is contained in the Report and Accounts for the year ended 31 March 2022.

Issued Share Capital

As at 31 August 2022 (being the last practicable date before the publication of this document), the Company's issued Share Capital comprised 93,432,217 ordinary shares of 5p each, of which 99,622 are held in Treasury. Therefore, as at 31 August 2022 the total voting rights in the Company were 93,432,217. On a vote by show of hands, every member who is present in person or by proxy has one vote. On a poll, every member who is present in person or by proxy has one vote for every ordinary share of which he or she is a holder.

Shareholder enquiries

Neville Registrars Limited maintain the register of members of the Company. If you have any queries concerning your shareholding, or if any of your details change, please contact the Registrars:

Neville Registrars Limited
Neville House
Steelpark Road
Halesowen, B62 8HD

Shareholder Helpline: 0121 5851131, fax: 0121 5851132.
Website address www.nevilleregistrars.co.uk

Website

Information on the Group is available at <https://investors.jaywing.com>.

Company Information

Registered Office
Albert Works
71 Sidney Street
Sheffield
S1 4RG

Registered Number: 05935923
Country of incorporation: England

Auditor
Grant Thornton UK LLP
1 Holly Street
Sheffield
S1 2GT

Nominated adviser and broker
Cenkos Securities plc
6.7.8 Tokenhouse Yard
London
EC2R 7AS

Registrars
Neville Registrars Limited
Neville House
Steelpark Road
Halesowen
B62 8HD

Solicitors
Fieldfisher LLP
No 1 Spinningfields
Hardman Street
Manchester
M3 3EB

Company Secretary
Chris Hughes
Albert Works
71 Sydney Street
Sheffield
S1 4RG