

YFC-BonEagle ELECTRIC CO., LTD.

Address: NO.12-9, 130 Lane, Section 2, Chung Shan E. Road,
Hsinwu, Taoyuan 327, Taiwan

Tel: +886-3-477-8846

Fax: +886-3-497-1692

www.cables.com.tw

Copyright © 2021 YFC-BonEagle. All rights reserved.



YFC-BonEagle Product Catalogue

Data Communication Cabling System
www.cables.com.tw



CATALOG INDEX

Company Profile	
YFC LAN Cables	1-52
YFC Patch Panels	53-82
YFC Keystone Jacks	83-95
Face Plate	96-99
Outlet and Mouted Box.....	100-103
In-line Coupler	104
110 Wiring Series	105-107
Tools.....	108-110
Y-adapter & Cable Ties	111
Fiber Optic Cabling System.....	112-116
USB Cable Assemblies	117-122
Apple Lightning Cable Assemblies.....	123
HDMI Cable Assemblies	124-127
Automotive Wire And Cable Assemblies.....	128
Industrial Ethernet Cable Assemblies	129-130

Company Profile

YFC-BonEagle, a technology-oriented company with excellent management team, is well known by high-quality and innovative products. As a leading manufacturer of power cord sets, LAN cable, patch cords and relative networking accessories, YFC-BonEagle offers a complete product range and continuously develops advanced products that enable world-wide users to enjoy the modern convenience and boundless access to the world through the high technology.



Taiwan factory



Dongguan factory



Wuxi factory

Capability

YFC-BonEagle's high quality products stem from her high research and development capability. Besides innovating cutting-edge features, YFC-BonEagle's engineers also devoted themselves to new product development.

As a result, YFC-BonEagle is the first Asian manufacturer of Cat.7 LAN cable and the first Asian manufacturer who produce almost all SCS products, which enable YFC-BonEagle to provide the complete range of structured cabling system and one-stop shopping service to customers.



Compliance

YFC-BonEagle sells her products to the global market, including America, Europe, Asia, Australia, Africa, etc. YFC-BonEagle has equipped herself with a variety of certificates, including UL, CSA, ETL, 3P, etc. All the aforementioned content shows YFC-BonEagle's persistence and efforts in product safety and high quality.



TS16949



ISO9001:2008



ISO9001:2008



ISO14001:2004



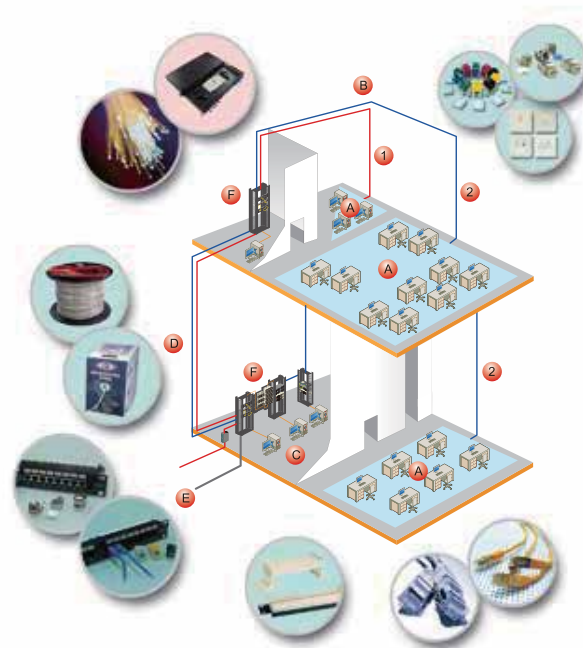
IECQ

RoHS Compliance

All our products including cable, patch cord, power cord and hardware are RoHS compliant upon customer's request. We also attend UL RSCS Program to sustain the conformability.



Banned Substances	RoHS Threshold	YFC Control Limits
Pb	≤1000 ppm	≤20 ppm
Cd	≤100 ppm	≤5 ppm
Hg	≤1000 ppm	≤50 ppm
Cr6+	≤1000 ppm	≤50 ppm
PBDE	≤1000 ppm	≤500 ppm
PBB	≤1000 ppm	≤500 ppm
Packing Materials (Cd+Pb+Hg+Cr6+)	≤1000 ppm	≤50 ppm



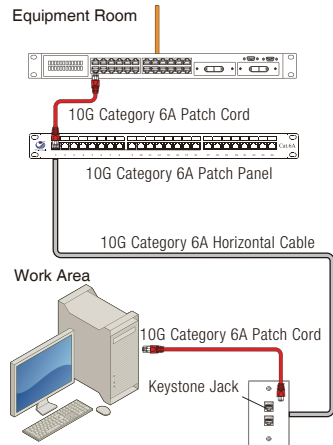
YFC Cabling Solution

- 1 Fiber
- 2 Copper
- A Work Area Subsystem
- B Horizontal Subsystem
- C Administration Subsystem
- D Backbone(Riser) Subsystem
- E Campus Backbone Subsystem
- F Equipment Subsystem

YFC-BonEagle Network Cabling Solution



Category 6A Cabling System



3P Verified

- > Category 6A Shielded Three Connector Channel
Attestation of Conformity Number **111729A**



Intertek

ETL Verified

- > Category 6A Unshielded Cables, Bundled in a 6 around 1
Attestation of Conformity Number **3135928CRT-003**
- > Category 6A 3 Connector Unshielded Channel, Bundled in a 6 around 1
Attestation of Conformity Number **3136037CRT-003**
- > Category 6A 2 Connector Unshielded Permanent Link, Bundled in a 6 around 1
Attestation of Conformity Number **3153396CRT-007c**



UL/c(UL) Verified




- > Communication Cable, installation cable, Types CM & CMR
UL File Number **E164469**

Category 6A Cabling System

Shielded

Cat.6A LAN Cables	Cat.6A Patch Cord
 YLC-APH04-XR-YYYZZ P.7-10	 YLCP-APX-YYYMB-ZZ P.40
Cat.6A Patch Panel	Cat.6A Keystone Jack
 YPPR-AFVX-8/24 P.55	 YKJ6-AFHL P.89
Face Plate-USA	Face Plate-EUROPEAN
 YFP-US3	 YFP-EU1 P.108-109

Unshielded


Cat.6A LAN Cables	Cat.6A Patch Cord
 YLC-AUCH04-XR-YYYZZ P.11-12	 YLCP-AUX-YYYMB-ZZ P.39
Cat.6A Patch Panel	Cat.6A Keystone Jack
 YPPK-CX-24 P.79	 YKJ-AUHD-YY YKJ4-AUVD-YY P.90-92
Face Plate-USA	Face Plate-EUROPEAN
 YFP-US3	 YFP-EU1 P.108-109

Category 6 Cabling System

Shielded







Cat.6 LAN Cables	Cat.6 Patch Cord
 <p>P.13-18</p> <p>YLC-6PH04-XR-YYYYZZ</p>	 <p>P.42</p> <p>YLC-6PX-YYMB-ZZ</p>
Cat.6 Patch Panel	Cat.6 Keystone Jack
 <p>P.58</p> <p>YPPR-6FVX-8/24</p>	 <p>P.93</p> <p>YKJ6-6FHL</p>
Face Plate-USA	Face Plate-EUROPEAN
 <p>YFP-US3</p>	 <p>YFP-EU1</p> <p>P.108-109</p>

Unshielded







Cat.6 LAN Cables	Cat.6 Patch Cord
 <p>P.19-20</p> <p>YLC-6UCH04-XR-YYYYZZ</p>	 <p>P.41</p> <p>YLC-6UX-YYMB-ZZ</p>
Cat.6A Patch Panel	Cat.6 Keystone Jack
 <p>P.60-63</p> <p>YPPS-6UHX-8/24</p>	 <p>P.94-98</p> <p>YKJ-6UHD-YY YKJ4-6UHD-YY</p>
Face Plate-USA	Face Plate-EUROPEAN
 <p>YFP-US3</p>	 <p>YFP-EU1</p> <p>P.108-109</p>

Category 5e Cabling System

Shielded







Cat.5e LAN Cables	Cat.5e Patch Cord
 <p>P.21-24</p> <p>YLC-EFH04-XR-YYYYZZ</p>	 <p>P.44</p> <p>YLC-EPX-YYMB-ZZ</p>
Cat.5e Patch Panel	Cat.5e Keystone Jack
 <p>P.69</p> <p>YPPR-EFVX-8/24</p>	 <p>P.99</p> <p>YKJ6-EFHL</p>
Face Plate-USA	Face Plate-EUROPEAN
 <p>YFP-US3</p>	 <p>YFP-EU1</p> <p>P.108-109</p>

Unshielded




Cat.5e LAN Cables	Cat.5e Patch Cord
 <p>P.25-26</p> <p>YLC-EUH04-XR-YYYYZZ</p>	 <p>P.43</p> <p>YLC-EPX-YYMB-ZZ</p>
Cat.5e Patch Panel	Cat.5e Keystone Jack
 <p>P.71-73</p> <p>YPPS-EUHX-8/YY</p>	 <p>P.100-104</p> <p>YKJ-EUHD-YY YKJ-EUVD-YY</p>
Face Plate-USA	Face Plate-EUROPEAN
 <p>YFP-US3</p>	 <p>YFP-EU1</p> <p>P.108-109</p>

Category 3 Cabling System








Voice Series

Cat.3 Installation Cables  YLC-3UH50-AR-305ZZ P.35-36	Cat.3 Patch Cord  YLCP-3UX-YYMB-ZZ P.45
Cat.3 Patch Panel  YPPS-VUVX-10/50 P.77	Cat.3 Keystone Jack  YKJ-VUVD5-WH P.105-106
Face Plate-USA  YFP-US3	Face Plate-EUROPEAN  YFP-EU1 P.108-109

110 Series

110 Patch Cord  Y110P-4-03IV P.119
110 Wiring Block  Y110B-L-050 P.117
110 Wiring Connector  Y110C-4 Y110C-5 P.118

Fiber Optic Cabling System

Fiber Optic Cable  YFC-GYTS04-03P-BK YFC-GJFJV04-03L P.127	Fiber Optic Patch Cord  YFOP-D50-3ACC-010M P.126
Fiber Optic Patch Panel  YFOPP-M-BK P.128-129	Fiber Optic Connector  YFOC-S-ST P.125
Fiber Optic Front Panel  YFOPP-FPB-BK  YFOPP-FP8C-BK  YFOPP-FP8T-BK P.128	

Category 8 S/FTP(PIMF) LAN Cables, 2000MHz

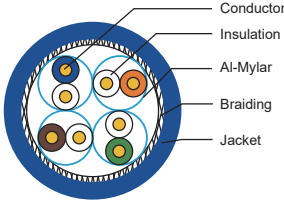
STANDARD COMPLIANCES

- > ANSI/TIA-568.2-D
- > ISO/IEC 11801
- > ANSI/TIA-1152-A
- > IEEE 802.3bq 25G/40GBASE-T



CONSTRUCTIONS

		Installation Cable	
Conductor	Material / Size	Bare Copper / 22AWG	Bare Copper / 22AWG
Insulation	Material	Foam-Skin PE	Foam-Skin PE
Inner-Shield	Material	Aluminum-Mylar Tape	Aluminum-Mylar Tape
Braiding	Material	Tinned Copper	Tinned Copper
Jacket	Material	PVC	LSOH
	Nominal Diameter	8.0mm	8.0mm



ORDER INFORMATION

Product Number	Descriptions
YLC-8SH04-AR-305XX	Category 8 S/FTP Installation Cable, 4 Twisted Pairs, 22AWG, PVC, 305Meters
YLC-8SH04-CR-305XX	Category 8 S/FTP Installation Cable, 4 Twisted Pairs, 22AWG, LSOH, 305Meters

The following information is optional for the orders
XX:Color, WH=white; GY=Grey; other colors on customers' requests.

Category 8 LAN Cables

Category 8 S/FTP(PIMF) LAN Cables, 2000MHz

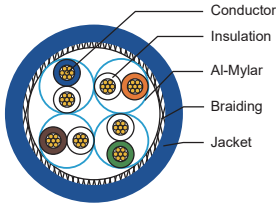
STANDARD COMPLIANCES

- > ANSI/TIA-568.2-D
- > ISO/IEC 11801
- > ANSI/TIA-1152-A
- > IEEE 802.3bq 25G/40GBASE-T



CONSTRUCTIONS

		Patch Cable					
Conductor	Material / Size	Bare Copper / 24AWG	Bare Copper / 26AWG	Bare Copper / 28AWG	Bare Copper / 30AWG	Bare Copper / 32AWG	Bare Copper / 34AWG
Insulation	Material	Foam-Skin PE	Foam-Skin PE	Foam-Skin PE	Foam-Skin PE	Foam-Skin PE	Foam-Skin PE
Inner-Shield	Material	Aluminum-Mylar Tape	Aluminum-Mylar Tape	Aluminum-Mylar Tape	Aluminum-Mylar Tape	Aluminum-Mylar Tape	Aluminum-Mylar Tape
Braiding	Material	Tinned Copper	Tinned Copper	Tinned Copper	Tinned Copper	Tinned Copper	Tinned Copper
Jacket	Material	PVC or LSOH	PVC or LSOH	PVC or LSOH	PVC or LSOH	PVC or LSOH	PVC or LSOH
	Nominal Diameter	8.0mm	6.0mm	5.5mm	5.0mm	4.5mm	4.0mm



ORDER INFORMATION

Product Number	Descriptions
YLC-8SPA04- XR -305YY	Category 8 S/FTP Installation Cable, 4 Twisted Pairs, 24AWG, 305Meters
YLC-8SPB04- XR -305YY	Category 8 S/FTP Installation Cable, 4 Twisted Pairs, 26AWG, 305Meters
YLC-8SPC04- XR -305YY	Category 8 S/FTP Installation Cable, 4 Twisted Pairs, 28AWG, 305Meters
YLC-8SPD04- XR -305YY	Category 8 S/FTP Installation Cable, 4 Twisted Pairs, 30AWG, 305Meters
YLC-8SPE04- XR -305YY	Category 8 S/FTP Installation Cable, 4 Twisted Pairs, 32AWG, 305Meters
YLC-8SPF04- XR -305YY	Category 8 S/FTP Installation Cable, 4 Twisted Pairs, 34AWG, 305Meters

The following information is optional for the orders

~~X~~: Jacket, ~~A~~=PVC jacket; ~~C~~=LSOH jacket

YY:Color, ~~WH~~=white; ~~GY~~=Grey; ~~PU~~=Purple; other colors on customers' requests.

Category 7A S/FTP(PIMF) LAN Cables, 1000MHz

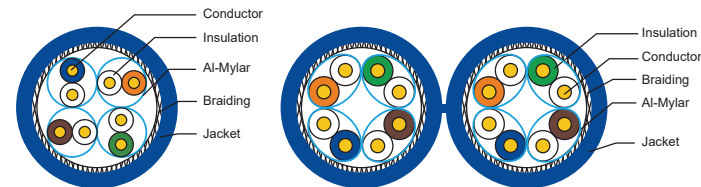
STANDARD COMPLIANCES

- > All proposed Category 7A requirements as per ISO/IEC, and CENELEC EN Standards
- > ISO/IEC 11801 2nd Edition CLASS FA, CENELEC EN 50173-1
- > IEC 61156-5 for Installation Cable
- > Flame Retardancy is verified according to IEC 60332-1-2.



CONSTRUCTIONS

		Installation Cable	Installation Cable (Duplex)
Conductor	Material / Size	Bare Copper / 22AWG	Bare Copper / 22AWG
Insulation	Material	Foam-Skin PE	Foam-Skin PE
Inner-Shield	Material	Aluminum-Mylar Tape	Aluminum-Mylar Tape
Braiding	Material	Tinned Copper	Tinned Copper
Jacket	Material	PVC or LSOH	PVC or LSOH
	Nominal Diameter	8.1mm	8.1×16.5 mm



ORDER INFORMATION

Product Number	Descriptions
YLC-7APH804- XR - YYY ZZ	Category 7A S/FTP Installation Cable, 4 Twisted Pairs, 22AWG
YLC-7APDH804- XR - YYY ZZ	Category 7A S/FTP Installation Cable, 4 Twisted Pairs, 22AWG, Duplex

The following information is optional for the orders

X:Jacket, **A**=PVC CM jacket; **C**=LSOH jacket

YYY:Length, **305** =305 meters; **500**=500 meters; **1000**=1000 meters; or on customers' requests.

ZZ:Color, **WH**=white; **GY**=Grey; **RD**=Red; **YL**=Yellow; **BL**=Blue; other colors on customers' requests.

Category 7 S/FTP(PIMF) LAN Cables, 600MHz

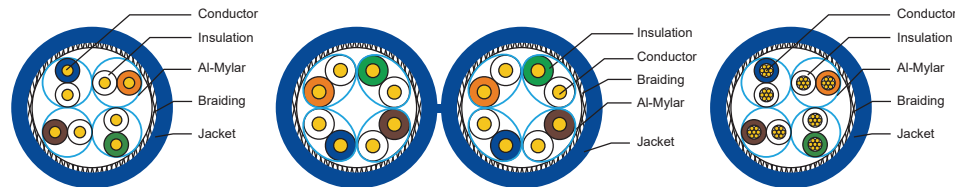
STANDARD COMPLIANCES

- > All proposed Category 7 requirements as per ANSI/TIA/EIA, ISO/IEC, and CENELEC EN Standards
- > ANSI/TIA-568.2-D Cat.7, ISO/IEC 11801 2nd Edition CLASS F, CENELEC EN 50173-1
- > IEC 61156-5, CENELEC EN 50288-4-1 for Installation Cable
- > IEC 61156-6, CENELEC EN 50288-4-2 for Patch Cable
- > Flame Retardancy is verified according to IEC 60332-1-2.



CONSTRUCTIONS

		Installation Cable	Installation Cable (Duplex)	Patch Cable
Conductor	Material / Size	Bare Copper / 23AWG	Bare Copper / 23AWG	Bare Copper / 26AWG
Insulation	Material	Foam-Skin PE	Foam-Skin PE	Foam-Skin PE
Inner-Shield	Material	Aluminum-Mylar Tape	Aluminum-Mylar Tape	Aluminum-Mylar Tape
Braiding	Material	Tinned Copper	Tinned Copper	Tinned Copper
Jacket	Material	PVC or LSOH	PVC or LSOH	PVC or LSOH
	Nominal Diameter	7.4 mm	7.5×15.7 mm	5.7 mm



ORDER INFORMATION

Product Number	Descriptions
YLC-7PH04- XR - YYY ZZ	Category 7 S/FTP Installation Cable, 4 Twisted Pairs, 23AWG
YLC-7PDH04- XR - YYY ZZ	Category 7 S/FTP Installation Cable, 4 Twisted Pairs, 23AWG, Duplex
YLC-7PP04- XR - YYY ZZ	Category 7 S/FTP Patch Cable, 4 Twisted Pairs, 26AWG

The following information is optional for the orders

X:Jacket, **A**=PVC CM jacket; **C**=LSOH jacket

YYY:Length, **305** =305 meters; **500**=500 meters; **1000**=1000 meters; or on customers' requests.

ZZ:Color, **WH**=white; **GY**=Grey; **RD**=Red; **YL**=Yellow; **BL**=Blue; other colors on customers' requests.

Category 6A S/FTP(PIMF) LAN Cables, 500MHz

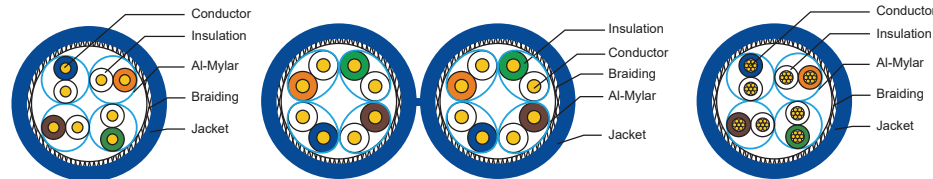
STANDARD COMPLIANCES

- > All proposed Category 6A requirements as per ANSI/TIA/EIA, ISO/IEC, and CENELEC EN Standards,
- > ANSI/TIA-568.2-D Cat.6A, ISO/IEC 11801 2nd Edition CLASS EA, CENELEC EN 50173-1
- > IEEE 802.3an 10GBase-T
- > IEC 61156-5, CENELEC EN 50288-10-1 for Installation Cable
- > IEC 61156-6, CENELEC EN 50288-10-2 for Patch Cable
- > Flame retardancy is verified according to IEC 60332-1-2.



CONSTRUCTIONS

		Installation Cable	Installation Cable (Duplex)	Patch Cable
Conductor	Material / Size	Bare Copper / 23AWG	Bare Copper / 23AWG	Bare Copper / 26AWG
Insulation	Material	Foam-Skin PE	Foam-Skin PE	Foam-Skin PE
Inner-Shield	Material	Aluminum-Mylar Tape	Aluminum-Mylar Tape	Aluminum-Mylar Tape
Braiding	Material	Tinned Copper	Tinned Copper	Tinned Copper
Jacket	Material	PVC or LSOH	PVC or LSOH	PVC or LSOH
	Nominal Diameter	7.4 mm	7.5x15.7 mm	5.7 mm



ORDER INFORMATION

Product Number	Descriptions
YLC-APH04- XR-YYYZZ	Category 6A S/FTP Installation Cable, 4 Twisted Pairs, 23AWG
YLC-APDH04- XR-YYYZZ	Category 6A S/FTP Installation Cable, 4 Twisted Pairs, 23AWG, Duplex
YLC-APP04- XR-YYYZZ	Category 6A S/FTP Patch Cable, 4 Twisted Pairs, 26AWG

The following information is optional for the orders

X:Jacket, **A**=PVC CM jacket; **C**=LSOH jacket; **D**=PVC CMP jacket

YYY:Length, **305**=305 meters; **500**=500 meters; **1000**=1000 meters; or on customers' requests.

ZZ:Color, **WH**=white; **GY**=Grey; **RD**=Red; **YL**=Yellow; **BL**=Blue; other colors on customers' requests.

Category 6A U/FTP LAN Cables, 500MHz

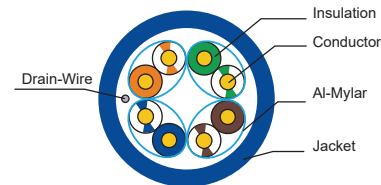
STANDARD COMPLIANCES

- > All proposed Category 6A requirements as per ANSI/TIA/EIA, ISO/IEC, and CENELEC EN Standards
- > ANSI/TIA-568.2-D Cat.6A, ISO/IEC 11801 2nd Edition CLASS EA, CENELEC EN 50173-1
- > IEEE 802.3an 10GBase-T
- > IEC 61156-5, CENELEC EN 50288-10-1 for Installation Cable
- > Flame retardancy is verified according to IEC 60332-1-2.



CONSTRUCTIONS

		Installation Cable
Conductor	Material / Size	Bare Copper / 23AWG
Insulation	Material	Foam-Skin PE
Inner-Shield	Material	Aluminum-Mylar Tape
Drain Wire	Material	Tinned Copper
Jacket	Material	PVC or LSOH
	Nominal Diameter	7.3 mm



ORDER INFORMATION

Product Number	Descriptions
YLC-APAH04- X R- YYY ZZ	Category 6A U/FTP Installation Cable, 4 Twisted Pairs, 23AWG

The following information is optional for the orders

X:Jacket, **A**=PVC CM jacket; **C**=LSOH jacket

YYY:Length, **305**=305 meters; **500**=500 meters; **1000**=1000 meters; or on customers' requests.

ZZ:Color, **WH**=white; **GY**=Grey; **RD**=Red; **YL**=Yellow; **BL**=Blue; other colors on customers' requests.

Category 6A LAN Cables

Category 6A U/UTP LAN Cables, 500MHz

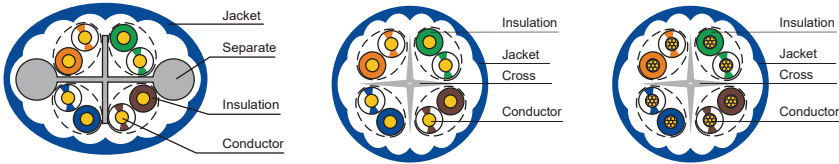
STANDARD COMPLIANCES

- > All proposed Category 6A requirements as per ANSI/TIA/EIA, ISO/IEC, and CENELEC EN Standards
- > ANSI/TIA-568.2-D Cat.6A, ISO/IEC 11801 2nd Edition CLASS EA, CENELEC EN 50173-1
- > IEEE 802.3an 10GBase-T, IEC 3rd Edition 61935-1
- > IEC 61156-5, CENELEC EN 50288-10-1 for Installation Cable
- > IEC 61156-6, CENELEC EN 50288-10-2 for Patch Cable
- > Flame retardancy is verified according to IEC 60332-1-2.



CONSTRUCTIONS

		Installation Cable		Patch Cable
Conductor	Material / Size	Bare Copper / 23AWG	Bare Copper / 23AWG	Bare Copper / 24AWG
Insulation	Material	HDPE	HDPE	HDPE
Insert Filler	Type	Cross PE	Cross PE	Cross PE
Jacket	Material	PVC or LSOH	PVC or LSOH	PVC or LSOH
	Nominal Diameter	10.5×7.7 mm	7.5 mm	7.5 mm



ORDER INFORMATION

Product Number	Descriptions
YLC-APUCH04- XR-YYY ZZ	Category 6A ⁺ U/UTP Installation Cable, 4 Twisted Pairs, 23AWG
YLC-AUCH04- XR-YYY ZZ	Category 6A U/UTP Installation Cable, 4 Twisted Pairs, 23AWG
YLC-AUCP04- XR-YYY ZZ	Category 6A U/UTP Patch Cable, 4 Twisted Pairs, 24AWG

The following information is optional for the orders
X:Jacket, A=PVC CM jacket; C=LSOH jacket
YYY :Length, 305=305 meters; 500=500 meters; 1000=1000 meters; or on customers' requests.
ZZ:Color, WH=white; GY=Grey; RD=Red; YL=Yellow; BL=Blue; other colors on customers' requests.

Category 6 S/FTP(PIMF) LAN Cables, 250MHz

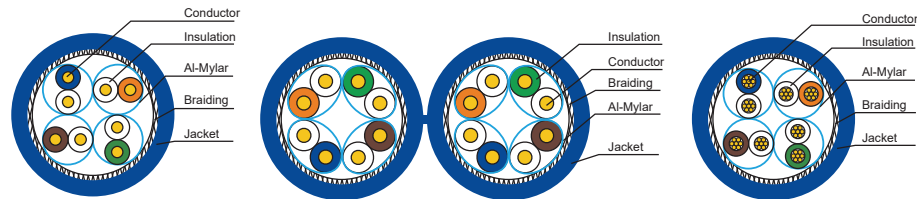
STANDARD COMPLIANCES

- > All proposed Category 6 requirements as per ANSI/TIA/EIA, ISO/IEC, and CENELEC EN Standards
- > ANSI/TIA-568.2-D Cat.6, ISO/IEC 11801 2nd Edition CLASS E, CENELEC EN 50173-1
- > IEC 61156-5, CENELEC EN 50288-5-1 for Installation Cable
- > IEC 61156-6, CENELEC EN 50288-5-2 for Patch Cable
- > Flame retardancy is verified according to IEC 60332-1-2.



CONSTRUCTIONS

		Installation Cable	Installation Cable (Duplex)	Patch Cable
Conductor	Material / Size	Bare Copper / 23AWG	Bare Copper / 23AWG	Bare Copper / 26AWG
Insulation	Material	Foam-Skin PE	Foam-Skin PE	Foam-Skin PE
Inner-Shield	Material	Aluminum-Mylar Tape	Aluminum-Mylar Tape	Aluminum-Mylar Tape
Braiding	Material	Tinned Copper	Tinned Copper	Tinned Copper
Jacket	Material	PVC or LSOH	PVC or LSOH	PVC or LSOH
	Nominal Diameter	7.2 mm	7.4×15.3 mm	5.7 mm



ORDER INFORMATION

Product Number	Descriptions
YLC-6PH04- XR-YYY ZZ	Category 6 S/FTP Installation Cable, 4 Twisted Pairs, 23AWG
YLC-6PDH04- XR-YYY ZZ	Category 6 S/FTP Installation Cable, 4 Twisted Pairs, 23AWG, Duplex
YLC-6PP04- XR-YYY ZZ	Category 6 S/FTP Patch Cable, 4 Twisted Pairs, 26AWG

The following information is optional for the orders

X:Jacket, **A**=PVC CM jacket; **C**=LSOH jacket

YYY:Length, **305**=305 meters; **500**=500 meters; **1000**=1000 meters; or on customers' requests.

ZZ:Color, **WH**=white; **GY**=Grey; **RD**=Red; **YL**=Yellow; **BL**=Blue; other colors on customers' requests.

Category 6 F/FTP LAN Cables, 250MHz

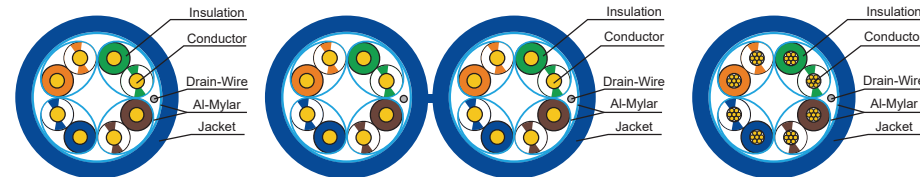
STANDARD COMPLIANCES

- > All proposed Category 6 requirements as per ANSI/TIA/EIA, ISO/IEC, and CENELEC EN Standards
- > ANSI/TIA-568.2-D Cat.6, ISO/IEC 11801 2nd Edition CLASS E, CENELEC EN 50173-1
- > IEC 61156-5, CENELEC EN 50288-5-1 for Installation Cable
- > IEC 61156-6, CENELEC EN 50288-5-2 for Patch Cable
- > Flame retardancy is verified according to IEC 60332-1-2.



CONSTRUCTIONS

		Installation Cable	Installation Cable (Duplex)	Patch Cable
Conductor	Material / Size	Bare Copper / 23AWG	Bare Copper / 23AWG	Bare Copper / 26AWG
Insulation	Material	Foam-Skin PE	Foam-Skin PE	HDPE
Inner-Shield	Material	Aluminum-Mylar Tape	Aluminum-Mylar Tape	Aluminum-Mylar Tape
Drain Wire	Material	Tinned Copper	Tinned Copper	Tinned Copper
Jacket	Material	PVC or LSOH	PVC or LSOH	PVC or LSOH
	Nominal Diameter	7.3 mm	7.4×15.3 mm	5.9 mm



ORDER INFORMATION

Product Number	Descriptions
YLC-6PMH04- XR-YYY ZZ	Category 6 F/FTP Installation Cable, 4 Twisted Pairs, 23AWG
YLC-6PMDH04- XR-YYY ZZ	Category 6 F/FTP Installation Cable, 4 Twisted Pairs, 23AWG, Duplex
YLC-6PMP04- XR-YYY ZZ	Category 6 F/FTP Patch Cable, 4 Twisted Pairs, 26AWG

The following information is optional for the orders

X:Jacket, **A**=PVC CM jacket; **C**=LSOH jacket

YYY:Length, **305** =305 meters; **500**=500 meters; **1000**=1000 meters; or on customers' requests.

ZZ:Color, **WH**=white; **GY**=Grey; **RD**=Red; **YL**=Yellow; **BL**=Blue; other colors on customers' requests.

Category 6 U/FTP LAN Cables, 250MHz

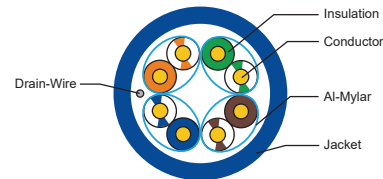
STANDARD COMPLIANCES

- > All proposed Category 6 requirements as per ANSI/TIA/EIA, ISO/IEC, and CENELEC EN Standards
- > ANSI/TIA-568.2-D Cat.6, ISO/IEC 11801 2nd Edition CLASS E, CENELEC EN 50173-1
- > IEC 61156-5, CENELEC EN 50288-5-1 for Installation Cable
- > IEC 61156-6, CENELEC EN 50288-5-2 for Patch Cable
- > Flame retardancy is verified according to IEC 60332-1-2.



CONSTRUCTIONS

		Installation Cable
Conductor	Material / Size	Bare Copper / 23AWG
Insulation	Material	Foam-Skin PE
Inner-Shield	Material	Aluminum-Mylar Tape
Drain Wire	Material	Tinned Copper
Jacket	Material	PVC or LSOH
	Nominal Diameter	7.3 mm



ORDER INFORMATION

Product Number	Descriptions
YLC-6PAH04- XR-YYY ZZ	Category 6 U/FTP Installation Cable, 4 Twisted Pairs, 23AWG

The following information is optional for the orders

X:Jacket, **A**=PVC CM jacket; **C**=LSOH jacket

YYY:Length, **305**=305 meters; **500**=500 meters; **1000**=1000 meters; or on customers' requests.

ZZ:Color, **WH**=white; **GY**=Grey; **RD**=Red; **YL**=Yellow; **BL**=Blue; other colors on customers' requests.

Category 6 LAN Cables

Category 6 U/UTP LAN Cables, 250MHz

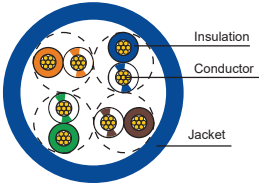
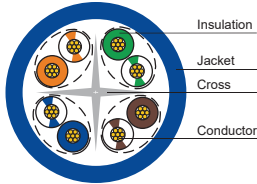
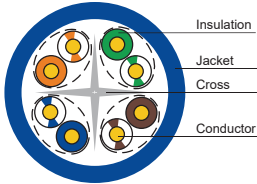
STANDARD COMPLIANCES

- > All proposed Category 6 requirements as per ANSI/TIA/EIA, ISO/IEC, and CENELEC EN Standards
- > ANSI/TIA-568.2-D Cat.6, ISO/IEC 11801 2nd Edition CLASS E, CENELEC EN 50173-1
- > IEC 61156-5, CENELEC EN 50288-6-1 for Installation Cable
- > IEC 61156-6, CENELEC EN 50288-6-2 for Patch Cable
- > Flame retardancy is verified according to IEC 60332-1-2.



CONSTRUCTIONS

		Installation Cable	Patch Cable	
Conductor	Material / Size	Bare Copper / 23AWG	Bare Copper / 24AWG	Bare Copper / 26AWG
Insulation	Material	HDPE	HDPE	HDPE
Insert Filler	Type	Cross PE	Cross PE	/
Jacket	Material	PVC or LSOH	PVC or LSOH	PVC or LSOH
	Nominal Diameter	6.2 mm	6.4 mm	5.2 mm



ORDER INFORMATION

Product Number	Descriptions
YLC-6UCH04- XR-YYY ZZ	Category 6 U/UTP Installation Cable, 4 Twisted Pairs, 23AWG, with Cross
YLC-6UCP04- XR-YYY ZZ	Category 6 U/UTP Patch Cable, 4 Twisted Pairs, 24AWG, with Cross
YLC-6UP104- XR-YYY ZZ	Category 6 U/UTP Patch Cable, 4 Twisted Pairs, 26AWG

The following information is optional for the orders

X:Jacket, **A**=PVC CM jacket; **B**=PVC CMR jacket; **C**=LSOH jacket; **D**=PVC CMP jacket

YYY:Length, **305**=305 meters; **500**=500 meters; **1000**=1000 meters; or on customers' requests.

ZZ:Color, **WH**=white; **GY**=Grey; **RD**=Red; **YL**=Yellow; **BL**=Blue; other colors on customers' requests.

Category 5e F/UTP LAN Cables, 100MHz

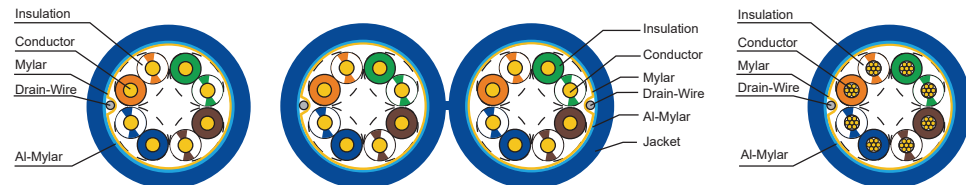
STANDARD COMPLIANCES

- > All proposed Category 5e requirements as per ANSI/TIA/EIA, ISO/IEC, and CENELEC EN Standards
- > ANSI/TIA-568.2-D Cat.5e, ISO/IEC 11801 2nd Edition CLASS D+, CENELEC EN 50173-1
- > IEC 61156-5, CENELEC EN 50288-2-1 for Installation Cable
- > IEC 61156-6, CENELEC EN 50288-2-2 for Patch Cable
- > Flame retardancy is verified according to IEC 60332-1-2.



CONSTRUCTIONS

		Installation Cable	Installation Cable (Duplex)	Patch Cable	
Conductor	Material / Size	Bare Copper / 24AWG	Bare Copper / 24AWG	Bare Copper / 24AWG	Bare Copper / 26AWG
Insulation	Material	Foam-Skin PE	Foam-Skin PE	Foam-Skin PE	HDPE
Inner-Shield	Material	Aluminum-Mylar Tape	Aluminum-Mylar Tape	Aluminum-Mylar Tape	Aluminum-Mylar Tape
Drain Wire	Material	Tinned Copper	Tinned Copper	Tinned Copper	Tinned Copper
Jacket	Material	PVC or LSOH	PVC or LSOH	PVC or LSOH	PVC or LSOH
	Nominal Diameter	6.0 mm	6.2x12.8 mm	6.2 mm	5.6 mm



ORDER INFORMATION

Product Number	Descriptions
YLC-EFH04- XR-YYY ZZ	Category 5e F/UTP Installation Cable, 4 Twisted Pairs, 24AWG
YLC-EFDH04- XR-YYY ZZ	Category 5e F/UTP Installation Cable, 4 Twisted Pairs, 24AWG, Duplex
YLC-EFP204- XR-YYY ZZ	Category 5e F/UTP Patch Cable, 4 Twisted Pairs, 24AWG
YLC-EFP04- XR-YYY ZZ	Category 5e F/UTP Patch Cable, 4 Twisted Pairs, 26AWG

The following information is optional for the orders

X:Jacket, **A**=PVC CM jacket; **C**=LSOH jacket; **D**=PVC CMP jacket

YYY:Length, **305**=305 meters; **500**=500 meters; **1000**=1000 meters; or on customers' requests.

ZZ:Color, **WH**=white; **GY**=Grey; **RD**=Red; **YL**=Yellow; **BL**=Blue; other colors on customers' requests.

Category 5e SF/UTP LAN Cables, 100MHz

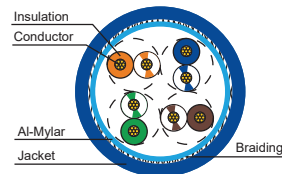
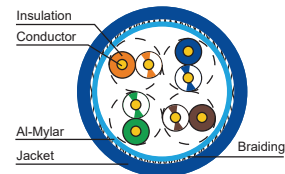
STANDARD COMPLIANCES

- > All proposed Category 5e requirements as per ANSI/TIA/EIA, ISO/IEC, and CENELEC EN Standards
- > ANSI/TIA-568.2-D Cat.5e, ISO/IEC 11801 2nd Edition CLASS D+, CENELEC EN 50173-1
- > IEC 61156-5, CENELEC EN 50288-2-1 for Installation Cable
- > IEC 61156-6, CENELEC EN 50288-2-2 for Patch Cable
- > Flame retardancy is verified according to IEC 60332-1-2.



CONSTRUCTIONS

		Installation Cable	Patch Cable
Conductor	Material / Size	Bare Copper / 24AWG	Bare Copper / 26AWG
Insulation	Material	Foam-Skin PE	HDPE
Inner-Shield	Material	Aluminum-Mylar Tape	Aluminum-Mylar Tape
Braiding	Material	Tinned Copper	Tinned Copper
Jacket	Material	PVC or LSOH	PVC or LSOH
	Nominal Diameter	6.0 mm	5.6 mm



ORDER INFORMATION

Product Number	Descriptions
YLC-ESH04- XR-YYY ZZ	Category 5e SF/UTP Installation Cable, 4 Twisted Pairs, 24AWG
YLC-ESP04- XR-YYY ZZ	Category 5e SF/UTP Patch Cable, 4 Twisted Pairs, 26AWG

The following information is optional for the orders

X:Jacket, **A**=PVC CM jacket; **C**=LSOH jacket


YYY:Length, **305**=305 meters; **500**=500 meters; **1000**=1000 meters; or on customers' requests.

ZZ:Color, **WH**=white; **GY**=Grey; **RD**=Red; **YL**=Yellow; **BL**=Blue; other colors on customers' requests.

Category 5e U/UTP LAN Cables, 100MHz

STANDARD COMPLIANCES

- > All proposed Category 5e requirements as per ANSI/TIA/EIA, ISO/IEC, and CENELEC EN Standards
- > ANSI/TIA-568.2-D Cat.5e, ISO/IEC 11801 2nd Edition CLASS D+, CENELEC EN 50173-1
- > IEC 61156-5, CENELEC EN 50288-3-1 for Installation Cable
- > IEC 61156-6, CENELEC EN 50288-3-2 for Patch Cable
- > Flame retardancy is verified according to IEC 60332-1-2.



CONSTRUCTIONS

		Installation Cable	Patch Cable	
Conductor	Material / Size	Bare Copper / 24AWG	Bare Copper / 24AWG	Bare Copper / 26AWG
Insulation	Material	HDPE	HDPE	HDPE
Jacket	Material	PVC or LSOH	PVC or LSOH	PVC or LSOH
	Nominal Diameter	5.2 mm	5.4 mm	5.1 mm



ORDER INFORMATION

Product Number	Descriptions
YLC-EUH04- XR-YYY ZZ	Category 5e U/UTP Installation Cable, 4 Twisted Pairs, 24AWG
YLC-EUP04- XR-YYY ZZ	Category 5e U/UTP Patch Cable, 4 Twisted Pairs, 24AWG
YLC-EUP104- XR-YYY ZZ	Category 5e U/UTP Patch Cable, 4 Twisted Pairs, 26AWG

The following information is optional for the orders

X:Jacket, **A**=PVC CM jacket; **B**=PVC CMR jacket; **C**=LSOH jacket; **D**=PVC CMP jacket

YYY:Length, **305**=305 meters; **500**=500 meters; **1000**=1000 meters; or on customers' requests.

ZZ:Color, **WH**=white; **GY**=Grey; **RD**=Red; **YL**=Yellow; **BL**=Blue; other colors on customers' requests.

Category 5e LAN Cables

Category 5e Installation Cables, Outdoor Use, Double Jacket, 100MHz

Solid insulated, double jacketed design intended for outdoor cabling use.

A variety of constructions are available to suit multiple environmental needs. The messenger is an integral part of the cable sheath, readily available for gripping, pulling and tensioning.

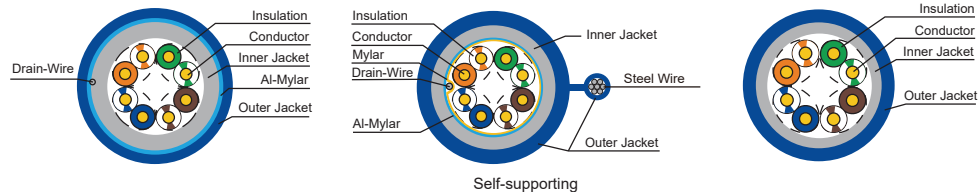
Installation is fast and easy using standard methods hardware. UV/Sunlight resistant black jacket.

STANDARD COMPLIANCES

- > All proposed Category 5e requirements as per ANSI/TIA/EIA, ISO/IEC, and CENELEC EN Standards
- > ANSI/TIA-568-C.2 Cat.5e, ISO/IEC 11801 2nd Edition CLASS D+, CENELEC EN 50173-1

CONSTRUCTIONS

		F/UTP	F/UTP+Steel wire	U/UTP
Conductor	Material / Size	Bare Copper / 24AWG	Bare Copper / 24AWG	Bare Copper / 24AWG
Insulation	Material	HDPE	HDPE	HDPE
Inner-Shield	Material	Aluminum-Mylar Tape	Aluminum-Mylar Tape	/
Drain Wire	Material	Tinned Copper	Tinned Copper	/
Inner Jacket	Material	PVC	PVC	PVC
	Nominal Diameter	4.8 mm	6.1 mm	5.0 mm
Outer Jacket	Material	PE	LDPE	LDPE
	Nominal Diameter	6.6 mm	7.4×10.6 mm	6.0 mm



ORDER INFORMATION

Product Number	Descriptions
YLC-EFBH04-ER- YYY BK	Category 5e F/UTP Installation Cable, 4 Twisted Pairs, 24AWG, Double Jacket, PE(Outdoor), Black
YLC-EFBH04-GR- YYY BK	Category 5e F/UTP Installation Cable, 4 Twisted Pairs, 24AWG, Double Jacket, Self-supporting, PE(Outdoor), Black
YLC-EUBH04-ER- YYY BK	Category 5e U/UTP Installation Cable, 4 Twisted Pairs, 24AWG, Double Jacket, PE(Outdoor), Black

The following information is optional for the orders

YYY: Length, **305**=305 meters; **500**=500 meters; **1000**=1000 meters; or on customers' requests.

Package=Reel

Cable color=Black.

Category 5e LAN Cables

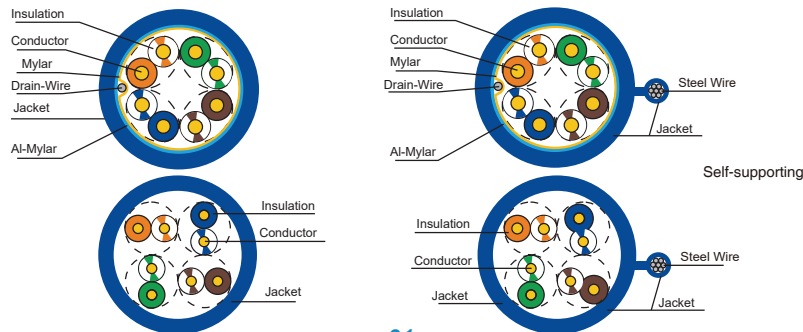
Category 5e Installation Cables, Outdoor Use, 100MHz

A variety of constructions are available to suit multiple environmental needs.

Outdoor & Sunlight Resistance

STANDARD COMPLIANCES

- > All proposed Category 5e requirements as per ANSI/TIA/EIA, ISO/IEC, and CENELEC EN Standards
- > ANSI/TIA-568.2-D Cat.5e, ISO/IEC 11801 2nd Edition CLASS D+, CENELEC EN 50173-1



CONSTRUCTIONS

		F/UTP		F/UTP+Steel wire	U/UTP		U/UTP+Steel wire
Conductor	Material / Size	Bare Copper / 24AWG		Bare Copper / 24AWG	Bare Copper / 24AWG		Bare Copper / 24AWG
Insulation	Material	Foam-Skin PE		Foam-Skin PE	FRPE		HDPE
Inner-Shield	Material	Aluminum-Mylar Tape		Aluminum-Mylar Tape	/		/
Drain Wire	Material	Tinned Copper		Tinned Copper	/		/
Jacket	Material	LDPE	PVC	PVC	LDPE	PVC	LDPE
	Nominal Diameter	6.0 mm	6.0 mm	6.0x8.1 mm	5.2 mm	5.2 mm	6.0x8.1 mm

ORDER INFORMATION

Product Number	Descriptions
YLC-EFH04-ER-YYYBK	Category 5e F/UTP Installation Cable, 4 Twisted Pairs, 24AWG, PE(Outdoor)
YLC-EFH04-MR-YYYBK	Category 5e F/UTP Installation Cable, 4 Twisted Pairs, 24AWG, PVC(CMX Outdoor)
YLC-EFH04-SR-YYYBK	Category 5e F/UTP Installation Cable, 4 Twisted Pairs, 24AWG, Self-supporting, PVC(CMX Outdoor)
YLC-EUH04-ER-YYYBK	Category 5e U/UTP Installation Cable, 4 Twisted Pairs, 24AWG, PE(Outdoor)
YLC-EUH04-FR-YYYBK	Category 5e U/UTP Installation Cable, 4 Twisted Pairs, 24AWG, PE+Gel (Outdoor)
YLC-EUH04-GR-YYYBK	Category 5e U/UTP Installation Cable, 4 Twisted Pairs, 24AWG, Self-supporting, PE(Outdoor)
YLC-EUH04-MR-YYYZZ	Category 5e U/UTP Installation Cable, 4 Twisted Pairs, 24AWG, PVC(CM Outdoor)
YLC-EUH04-KR-YYYZZ	Category 5e U/UTP Installation Cable, 4 Twisted Pairs, 24AWG, PVC(CMR Outdoor)

The following information is optional for the orders

YYY:Length, 305 =305 meters; 500 =500 meters; 1000 =1000 meters; or on customers' requests.

ZZ:Color, WH=white; GY=Grey; RD=Red; YL=Yellow; BL=Blue; other colors on customers' requests.

Package=Reel PE Jacket cable color=Black.

STANDARD COMPLIANCES

- > All proposed requirements as per ANSI/TIA/EIA, ISO/IEC, and CENELEC EN Standards
- > ANSI/TIA-568.2-D, ISO/IEC 11801 2nd Edition, CENELEC EN 50173-1
- > IEC 61156-6, CENELEC EN 50288-4-2 for Patch Cable
- > Flame Retardancy is verified according to IEC 60332-1-2.

CHARACTERISTICS

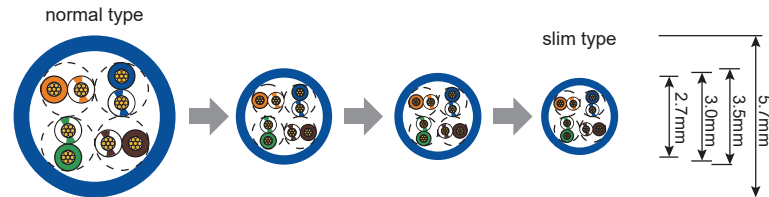
Save data center space, do not take up any unnecessary interior space.

With super flexible material, can easily prevent breaking off caused by long term fixed.



CONSTRUCTIONS

		Patch Cable		
Conductor	Material / Size	Bare Copper / 32AWG	Bare Copper / 30AWG	Bare Copper / 28AWG
Insulation	Material	Foam-Skin PE	Foam-Skin PE	Foam-Skin PE
Jacket	Material	PVC or LSOH	PVC or LSOH	PVC or LSOH
	Nominal Diameter	2.7 mm	3.0 mm	3.5 mm



ORDER INFORMATION

Product Number	Descriptions
YLC-EUP904- XR-YYYZZ	Category 5e UTP Patch Cable, 4 Twisted Pairs, 30AWG
YLC-EUP704- XR-YYYZZ	Category 5e UTP Patch Cable, 4 Twisted Pairs, 28AWG
YLC-6UP904- XR-YYYZZ	Category 6 UTP Patch Cable, 4 Twisted Pairs, 30AWG
YLC-6UP704- XR-YYYZZ	Category 6 UTP Patch Cable, 4 Twisted Pairs, 28AWG
YLC-AUP904- XR-YYYZZ	Category 6A UTP Patch Cable, 4 Twisted Pairs, 30AWG
YLC-AUP704- XR-YYYZZ	Category 6A UTP Patch Cable, 4 Twisted Pairs, 28AWG

The following information is optional for the orders

X:Jacket, **A**=PVC CM jacket; **C**=LSOH jacket

YYY:Length, **305**=305 meters; **500**=500 meters; **1000**=1000 meters; or on customers' requests.

ZZ:Color, **WH**=white; **GY**=Grey; **RD**=Red; **YL**=Yellow; **BL**=Blue; other colors on customers' requests.

Slim Type Patch Cable

STANDARD COMPLIANCES

- > All proposed requirements as per ANSI/TIA/EIA, ISO/IEC, and CENELEC EN Standards
- > ANSI/TIA-568.2-D, ISO/IEC 11801 2nd Edition, CENELEC EN 50173-1
- > IEC 61156-6, CENELEC EN 50288-4-2 for Patch Cable
- > Flame Retardancy is verified according to IEC 60332-1-2.



CONSTRUCTIONS

		S/FTP	U/FTP
Conductor	Material / Size	Bare Copper / 34AWG	Bare Copper / 34AWG
Insulation	Material	Foam-Skin PE	Foam-Skin PE
Jacket	Material	PVC or LSOH	PVC or LSOH
	Nominal Diameter	4.0 mm	3.5 mm

ORDER INFORMATION

Product Number	Descriptions
YLCP- X *FY*-ZZM*B-CC*	Slim Type Patch Cable, 4 Twisted Pairs, T568A/T568B
YLCP- X *PY*-ZZM*B-CC*	Slim Type Patch Cable, 4 Twisted Pairs, T568A/T568B

The following information is optional for the orders

X: E CAT.5e; 6: CAT.6; A: CAT.6A;

Y:Jacket, **A**=PVC CM jacket; **C**=LSOH jacket

ZZM:Length, **005**=0.5 meters; **100**=10 meters; or on customers' requests.

CC:Color, **WH**=white; **GY**=Grey; **RD**=Red; Other colors on customers' requests.

Slim Flat Patch Cable

STANDARD COMPLIANCES

- > All proposed requirements as per ANSI/TIA/EIA, ISO/IEC, and CENELEC EN Standards
- > ANSI/TIA-568.2-D, ISO/IEC 11801 2nd Edition, CENELEC EN 50173-1
- > IEC 61156-6, CENELEC EN 50288-4-2 for Patch Cable
- > Flame Retardancy is verified according to IEC 60332-1-2.



CONSTRUCTIONS

		U/FTP	U/FTP	U/FTP	U/FTP
Conductor	Material / Size	Bare Copper / 34AWG	Bare Copper / 32AWG	Bare Copper / 30AWG	Bare Copper / 32AWG
Insulation	Material	Foam-Skin PE	Foam-Skin PE	Foam-Skin PE	Foam-Skin PE
Jacket	Material	PVC	PVC	PVC	PVC
	Nominal Diameter	1.2x4.2mm	1.6x5.8mm	1.6x6.4mm	1.8x6.8mm

ORDER INFORMATION

Product Number	Descriptions
YLCPF- X *FY*-ZZM*B-CC*	Slim Flat Patch Cable, 4 Twisted Pairs, T568A/T568B
YLCPF- X *PY*-ZZM*B-CC*	Slim Flat Patch Cable, 4 Twisted Pairs, T568A/T568B

The following information is optional for the orders

X: E CAT.5e; 6: CAT.6; A: CAT.6A;

Y:Jacket, **A**=PVC CM jacket; **C**=LSOH jacket

ZZM:Length, **005**=0.5 meters; **100**=10 meters; or on customers' requests.

CC:Color, **WH**=white; **GY**=Grey; **RD**=Red; Other colors on customers' requests.

Category 5e & Category 3 Power Sum Installation Cables

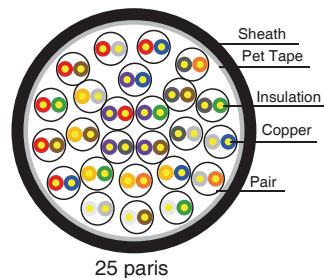
Power sum installation cables are designed to provide support for both backbone and horizontal applications. These applications include inter-closet backbone links, equipment cabling between cross-connect and network equipment.

Category 5/5e transmission performance characterized to 100 MHz. Category 3 cables are used for voice and data communications and can handle application bandwidths up to 16 MHz.

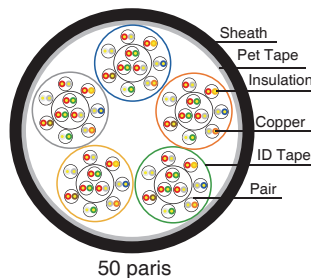
APPLICATION

- > 100BASE-T Fast Ethernet (IEEE 802.3) Fast Ethernet
- > 100 VG - AnyLAN(IEEE802.12)

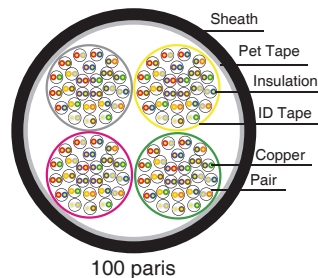
> Voice, T1, ISDN



25 paris



50 paris



100 paris



ORDER INFORMATION

Product Number	Descriptions
YLC-5UH25-AR-305 ZZ	Category 5 U/UTP Installation Cable, 25 Pairs, 24AWG,PVC, 305 Meters/Reel
YLC-5UH50-AR-305 ZZ	Category 5 U/UTP Installation Cable, 50 Pairs, 24AWG, PVC, 305 Meters/Reel
YLC-EUH25-AR-305 ZZ	Category 5e U/UTP Installation Cable, 25 Pairs, 24AWG, PVC, 305 Meters/Reel
YLC-3UH25-AR-305 ZZ	Category 3 U/UTP Installation Cable, 25 Pairs, 24AWG, PVC, 305 Meters/Reel
YLC-3UH50-AR-305 ZZ	Category 3 U/UTP Installation Cable, 50 Pairs, 24AWG, PVC, 305 Meters/Reel
YLC-3UH100-AR-305 ZZ	Category 3 U/UTP Installation Cable, 100 Pairs, 24AWG, PVC, 500 Meters/Reel
YLC-3UH200-AR-305 ZZ	Category 3 U/UTP Installation Cable, 200 Pairs, 24AWG, PVC, 500 Meters/Reel

PVC, PE or LSOH Jacket available

ZZ:Color, WH=white; GY=Grey; or on customers' requests.

Other requests please contact us!

Low skew video twisted pair cables are a proven cost-effective alternative to coax for RGB video applications such as:

- Retail Signage
- Education
- Hospitality
- Supermarkets
- Government
- Transportation

These cables were developed in response to the increasing digital signage applications for marketing and advertising.

Low skew video cables work exceptionally well in the digital signage environment due to the enhanced design that allows them to deliver all of the parts of the image being transmitted to arrive at the receiver at virtually the same time, which ensures the clearest image on the receiving monitor.

The standard format for transmission of RGB video has been using three separate cables set up to deliver a portion of the signal to be delivered to the destination at the same time to limit any distortion.

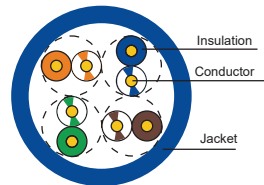
CONSTRUCTION & CHARACTERISTIC

Conductor	Material / Size	Bare Copper / 24AWG
Insulation	Material	PE
	Diameter	Nominal: 0.88 mm
Jacket	Material	PVC
	Diameter	Nominal: 5.0 mm
	Color	Assorted upon request

ELECTRICAL PERFORMANCE

Conductor Resistance		Max.9.38 Ω /100m at 20°C
Resistance Unbalance		Max. 2%
Mutual Capacitance		Max. 5600 pF/100m
Impedance	1~100MHz	100 Ω ± 15%
Propagation Delay Skew		2.2ns/100m Nom.(305m test)
Insertion loss (dB/100 meters at 20 °C),Max.	1 MHz	2.2
	4 MHz	4.5*
	8 MHz	6.3*
	10 MHz	7.1*
	16 MHz	9.1*
	20 MHz	10.2*
	25 MHz	11.4*
	31.25 MHz	12.9*
	62.5 MHz	18.6*
	100 MHz	24.0*

The asterisked (*) value are for information only.



10 Gigabit Ethernet Patch Cords

STANDARD COMPLIANCES

- > Meet all 10Gigabit IEEE 802.3an standard Channel performance requirements.
- > Designed to exceed ANSI/TIA-568.2-D Category 6A and ISO 11801 2nd Edition Class EA standards.
- > Each patch cord is 100% performance tested.
- > Plug uses an integral pair manager to optimize performance.
- > Offered in a variety of lengths and colors to meet individual length and color requirements.

Category 6A Unshielded Patch Cords

High speed RJ45 patch cord to run 10GBase-T



ORDER INFORMATION

Product Number	Descriptions
YLCP-AUX-YYYMB-ZZ	Category 6A Unshielded Patch Cord, T568A/T568B, 4 Pairs, 24AWG

The following information is optional for the orders

X:Jacket, **A**=PVC CM jacket; **C**=LSOH jacket

YYYM:Length, **005M**=0.5 meters; **010M**=1.0 meters; **100M**=10.0 meters; or on customers' requests.

ZZ:Color, **WH**=white; **GY**=Grey; **RD**=Red; **YL**=Yellow; **BL**=Blue; other colors on customers' requests.

*Wiring is always T568B+T568B, and we also can produce T568A+T568A.

Category 6A Shielded Patch Cords

Cable has overall metal shield that provides conductive patch for grounding.
Shielding suppresses cross-talk to deliver superior 10 Gigabit performance in noisy environments.
Constructed of 26AWG stranded shielded copper cable.



ORDER INFORMATION

Product Number	Descriptions
YLCP-APX-YYYMB-ZZ	Category 6A Shielded Patch Cord, T568A/T568B, 4 Pairs, 26AWG

The following information is optional for the orders

X:Jacket, **A**=PVC CM jacket; **C**=LSOH jacket

YYYM:Length, **005M**=0.5 meters; **010M**=1.0 meters; **100M**=10.0 meters; or on customers' requests.

ZZ:Color, **WH**=white; **GY**=Grey; **RD**=Red; **YL**=Yellow; **BL**=Blue; other colors on customers' requests.

*Wiring is always T568B+T568B, and we also can produce T568A+T568A.

1000 Base-Tx Ethernet Patch Cords

STANDARD COMPLIANCES

- > Designed to exceed ANSI/TIA-568.2-D Category 6 and ISO 11801 2nd Edition Class E standards.
- > Each patch cord is 100% performance tested.
- > Plug uses an integral pair manager to optimize performance.
- > Offered in a variety of lengths and colors to meet individual length and color requirements.

Category 6 Unshielded Patch Cords

High speed RJ45 patch cord to run 1000 Base-Tx



ORDER INFORMATION

Product Number	Descriptions
YLCP-6UX-YYMB-ZZ	Category 6 Unshielded Patch Cord, T568A/T568B, 4 Pairs, 24AWG
YLCP-6UCX-YYMB-ZZ	Category 6 Unshielded Patch Cord, T568A/T568B, 4 Pairs, 24AWG, with Cross

The following information is optional for the orders

X:Jacket, **A**=PVC CM jacket; **C**=LSOH jacket

YYMM:Length, **005M**=0.5 meters; **010M**=1.0 meters; **100M**=10.0 meters; or on customers' requests.

ZZ:Color, **WH**=white; **GY**=Grey; **RD**=Red; **YL**=Yellow; **BL**=Blue; other colors on customers' requests.

*Wiring is always T568B+T568B, and we also can produce T568A+T568A.

Category 6 Shielded Patch Cords

Cable has overall metal shield that provides conductive patch for grounding. Shielding suppresses cross-talk to deliver superior 1000base-T performance in noisy environments. Constructed of 26AWG stranded shielded copper cable.



ORDER INFORMATION

Product Number	Descriptions
YLCP-6PX-YYMB-ZZ	Category 6 Shielded Patch Cord, T568A/T568B, 4 Pairs, 26AWG

The following information is optional for the orders

X:Jacket, **A**=PVC CM jacket; **C**=LSOH jacket

YYMM:Length, **005M**=0.5 meters; **010M**=1.0 meters; **100M**=10.0 meters; or on customers' requests.

ZZ:Color, **WH**=white; **GY**=Grey; **RD**=Red; **YL**=Yellow; **BL**=Blue; other colors on customers' requests.

*Wiring is always T568B+T568B, and we also can produce T568A+T568A.

STANDARD COMPLIANCES

- > Designed to exceed ANSI/TIA-568.2-D Category 5e and ISO 11801 2nd Edition Class D+ standards.
- > Each patch cord is 100% performance tested.
- > Plug uses an integral pair manager to optimize performance.
- > Offered in a variety of lengths and colors to meet individual length and color requirements.

Category 5e Unshielded Patch Cords

High speed RJ45 patch cord to run 100 Base-TX



ORDER INFORMATION

Product Number	Descriptions
YLCP-EUX-YYMB-ZZ	Category 5e Unshielded Patch Cord, T568A/T568B, 4 Pairs, 24AWG
YLCP-EUCX-YYMB-ZZ	Category 5e Unshielded Patch Cord, T568A/T568B, 4 Pairs, 24AWG, with Cross

The following information is optional for the orders

X:Jacket, **A**=PVC CM jacket; **C**=LSOH jacket


YYMM :Length, **005M** =0.5 meters; **010M** =1.0 meters; **100M** =10.0 meters; or on customers' requests.

ZZ:Color, **WH**=white; **GY**=Grey; **RD**=Red; **YL**=Yellow; **BL**=Blue; other colors on customers' requests.

*Wiring is always T568B+T568B, and we also can produce T568A+T568A.

Category 5e Shielded Patch Cords

Cable has overall metal shield that provides conductive patch for grounding. Shielding suppresses cross-talk to deliver superior 100base-TX performance in noisy environments. Constructed of 26AWG stranded shielded copper cable.



ORDER INFORMATION

Product Number	Descriptions
YLCP-EFX-YYMB-ZZ	Category 5e Shielded(F/UTP) Patch cord, T568A/T568B, 4 Pairs, 26AWG
YLCP-ESX-YYMB-ZZ	Category 5e Shielded(SF/UTP) Patch cord, T568A/T568B, 4 Pairs, 26AWG

The following information is optional for the orders

X:Jacket, **A**=PVC CM jacket; **C**=LSOH jacket

YYMM :Length, **005M** =0.5 meters; **010M** =1.0 meters; **100M** =10.0 meters; or on customers' requests.

ZZ:Color, **WH**=white; **GY**=Grey; **RD**=Red; **YL**=Yellow; **BL**=Blue; other colors on customers' requests.

*Wiring is always T568B+T568B, and we also can produce T568A+T568A.

Modular Plugs

We offer modular plugs in standard configurations to terminate patch cords for patching applications. Plugs are crimped using standard RJ45 crimp nests, allowing existing installation tools to be used. Provide for easy install and optimal performance.

Cate.5e/Cat.6/Cat.6A Unshielded/Shielded Modular Plugs(8P)

- > Contact Plated: 50u" gold plated
- > Material: PC UL94V-0
- > Position/Conductor: 8P8C



FTP 8P8C



FTP 8P8C



UTP 8P8C

Note: 2-Prongs fit stranded wire only; 3-Prongs fit both stranded and solid wire. More detail information please contact us!

Voice Unshielded Modular Plugs(4P/6P)

- > Contact Plated: Gold flash
- > Material: PC UL94V-0
- > Position/Conductor: 6P4C; 6P2C; 4P2C;



4P2C



6P2C



6P6C

Note: 2-Prongs fit stranded wire only; 3-Prongs fit both stranded and solid wire. More detail information please contact us!

Toolless RJ45 Plug

Toolless modular plug are the ideal solution of creating custom lengths of modular network cables. The modular plugs are manufactured from high impact clear polycarbonate to withstand everyday wear and tear. You can excepts error-free data transfers.



ZL 2009 2 0232095.4



ORDER INFORMATION

Product Number	Descriptions
YRJ-EU-45	Category 5e Unshielded Toolless RJ45 Plug
YRJ-6U-45	Category 6 Unshielded Toolless RJ45 Plug
YRJ1-EU-45	Category 5e Portable Unshielded Toolless RJ45 Plug
YRJ1-6U-45	Category 6 Portable Unshielded Toolless RJ45 Plug
YRJ-AF-45	Category 6A Shielded Toolless RJ45 Plug

Pin wiring refer to P46.

Insert-molded boots have a snag-free feature that protects the modular connector, while the slim-profile boot allows for connection to the highest-density equipment.

The boots protect against damage to the connector latch and help maintain the proper bend radius of the cable to insure performance.

Conventional Types for Shielded Patch Cord



YS-09



YUS-28



YUS-07



YS-01

Conventional Types for Unshielded Patch Cord



组装款 (不含护套)



组装款 (含护套)



YUS-01



YU-11



YU-14




















YU-07

Other requests please contact us!

The Difference Between The T568A and T568B Wiring Standards


T568A and T568B are the two color codes used for wiring eight-position RJ45 modular plugs. Both are allowed under the ANSI/TIA/EIA wiring standards. The only difference between the two color codes is that the orange and green pairs are interchanged.

Pin	T568A Color	T568B Color	Pins on plug face (jack is reversed)
1	 white/green stripe	 white/orange stripe	
2	 green solid	 orange solid	
3	 white/orange stripe	 white/green stripe	
4	 blue solid	 blue solid	
5	 white/blue stripe	 white/blue stripe	
6	 orange solid	 green solid	
7	 white/brown stripe	 white/brown stripe	
8	 brown solid	 brown solid	


Toolless RJ45 Plug Termination




1.Strip off cable jacket to expose approximately 0.75" of wires.



2.Insert Wires into the cavity shown. This allows you to straighten and cut off wires neatly.



3.Ensure that the wires are laid in the correct order according to your desired wiring configuration. Refer to the TIA 568A/B above for your reference.



4.Snap on the cover.

YFC BonEagle's particular designed Light Cable Identification Technology (LCI) is embedded as a regular patch panel. This particular technology allows LED to be built into any patch panel to help installers quickly accurately locate cable connectors to workstations without degrading Channel Link performance.

This patent design can save your time, your energy and your money, improving security and secrecy for your network.



International
Organization for
Standardization



US 6,900,629 B2

Two LED Statuses(Steady/Flashing) selectable provide two teams work at the same time.

Two LED Statuses(Green/Red) for identifying On-line or Off-line. .

You can save 72 minutes of labor on each patch panel.

- > It can be handled by any Non-Professionals.
- > No interruption of system when checking in Process-HOT Operation.
- > The LED light up makes identify the port easier for the cabling installer.

**Guess work caused by hard-to-hear tones is a thing of the past.
Finding the right cable for adjustment is as easy as turning on a light.**



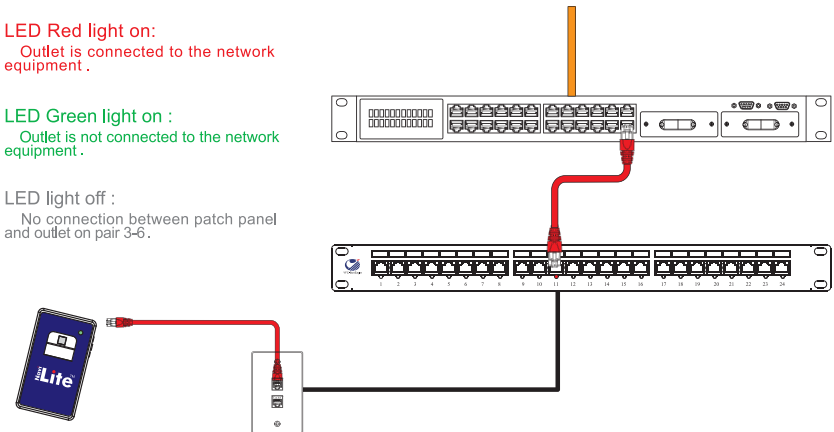
LED Red light on:
Outlet is connected to the network equipment .



LED Green light on :
Outlet is not connected to the network equipment .



LED light off :
No connection between patch panel and outlet on pair 3-6 .



STANDARD COMPLIANCES

- > Exceeds ISO/IEC 11801 2nd Section, EN 50173-1 Class E and ANSI/TIA-568.2-D Category 6 standards.
- > Each port is 100% tested to ensure NEXT performance.
- > Utilizes 110 or Krone punchdown termination on back panel.
- > Terminates 4 pairs, 22~24 AWG, solid or stranded twisted pair cable.
- > Mounted to standard EIA 19" cabinet.
- > Writable and erasable marking surfaces for each port on the front panel.



NaviLite™ Unshielded Patch Panel , 45 Angle



NaviLite™ Unshielded Patch Panel

ORDER INFORMATION

Product Number	Descriptions
YPPL-EUA X -6/ YY	NaviLite™ Category 5e Unshielded Patch Panel, 45 Angle
YPPL-6UA X -6/ YY	NaviLite™ Category 6 Unshielded Patch Panel, 45 Angle
YPPL-EUH X -8/ YY	NaviLite™ Category 5e Unshielded Patch Panel
YPPL-6UH X -8/ YY	NaviLite™ Category 6 Unshielded Patch Panel
YPPL-6FV X -8/ YY	NaviLite™ Category 6 Shielded Patch Panel
YPPL-EFV X -8/ YY	NaviLite™ Category 6 Shielded Patch Panel

X:IDC Type, **T**=110 type IDC; **D**=Dual type IDC

YY:Port, **24**=24 ports; **48**=48 ports

NaviLite™ Signal Transmitter

Transmits an signal to NaviLite™ patch panel by using the horizontal cable between work area to equipment room.



SPECIFICATIONS

- > Voltage: 6V DV
- > Battery: 1.5V X 4 pcs
- > Size: 107.0 mm(L)×62.0 mm(W)×22.0 mm(H)

ORDER INFORMATION

Product Number	Descriptions
YSB-WH	NaviLite™ Signal Transmitter for LED Patch Panel, White

Shielded Patch Panels

STANDARD COMPLIANCES

- > Complies with the 10 Gigabit Ethernet requirements of IEEE P802.3an
- > ISO 11801 2nd Edition Class EA requirements, CENELEC EN 50173-1
- > Designed to exceed ANSI/TIA-568.2-D Category 6A requirements
- > Each port is 100% tested to ensure NEXT performance
- > Utilizes 110 or Krone punchdown termination on back panel
- > Terminates 4 pairs, 22~24 AWG, solid or stranded twisted pair cable
- > Mounted to standard EIA 19" cabinet
- > Size: 482.6mm (L)×124.6(W)×44.0mm(H)



ORDER INFORMATION

Product Number	Descriptions
YPPR-EFVX-8/24	Category 5e Shielded Patch Panel, 24 Ports, Rotating Latch, 1U
YPPR-6FVX-8/24	Category 6 Shielded Patch Panel, 24 Ports, Rotating Latch, 1U
YPPR-AFVX-8/24	Category 6A Shielded Patch Panel, 24 Ports, Rotating Latch, 1U

X:IDC Type, T=110 type IDC; D=Dual type IDC

Shielded Patch Panels

STANDARD COMPLIANCES

- > Complies with the 10 Gigabit Ethernet requirements of IEEE P802.3an
- > ISO 11801 2nd Edition Class EA requirements, CENELEC EN 50173-1
- > Designed to exceed ANSI/TIA-568.2-D Category 6A requirements
- > RJ45 port shielding design;
- > The overall distribution frame is metal shielding material;
- > Including independent grounding wire design to ensure overall shielding and grounding



ORDER INFORMATION

Product Number	Descriptions
YPPR-EFXB-8/24	Cat.5e 90° Shielded Patch Panel, 24 Ports, Buckle Latch, 1U
YPPR-6FXB-8/24	Cat.6 90° Shielded Patch Panel, 24 Ports, Buckle Latch, 1U
YPPR-AFXB-8/24	Cat.6A 90° Shielded Patch Panel, 24 Ports, Buckle Latch, 1U

X:IDC Type, T=110 type IDC; D=Dual type IDC

Unshielded Patch Panels

STANDARD COMPLIANCES

- > ISO 11801 2nd Edition Class E requirements, CENELEC EN 50173-1
- > Designed to exceed ANSI/TIA-568.2-D requirements
- > Aluminum panel, professional design is more durable
- > Dual Type IDC
- > Safe and convenient operation



ORDER INFORMATION

Product Number	Descriptions
YPPA-EUHCMC -6/24	Cat.5e 180° Unshielded Patch Panel, 24 Ports, Aluminum Panel, 0.5U
YPPA-6UHCMC -6/24	Cat.6 180° Unshielded Patch Panel, 24 Ports, Aluminum Panel, 0.5U

X:IDC Type, T=110 type IDC; D=Dual type IDC

Shielded Patch Panels

- > Metal material shell can better shield signal interference;
- > The connection screw can loosen the connection between the dust cover and the fuselage;
- > Independently shielded gold-plated pins;
- > Removable metal dust cover, resistant to oxidation and corrosion;



ORDER INFORMATION

Product Number	Descriptions
YPPS-6FVDC-8/48	Cat.6 90° Shielded Patch Panel, 48 Ports, Dual Type IDC, 1U

X:IDC Type, T=110 type IDC; D=Dual type IDC

Patch Panels

Unshielded Patch Panels


STANDARD COMPLIANCES

- > ISO 11801 2nd Edition Class E requirements, CENELEC EN 50173-1
- > Designed to exceed ANSI/TIA-568.2-D Category 6 requirements
- > Each port is 100% tested to ensure NEXT performance
- > Utilizes 110 or Krone punchdown termination on back panel
- > Terminates 4 pairs, 22~24 AWG, solid or stranded twisted pair cable
- > Mounted to standard EIA 19" cabinet

Density patch panels conserve valuable rack space

Including pre-printed numbers above each port

Size: 482.6mm(L)×34.2(W)×44.0mm(H)



ORDER INFORMATION

Product Number	Descriptions
YPPS-EUH X -8/ YY	Category 5e Unshielded Patch Panel
YPPS-6UH X -8/ YY	Category 6 Unshielded Patch Panel

X:IDC Type, **T**=110 type IDC; **D**=Dual type IDC

YY:Total Ports, **16**=16 ports; **24**=24 ports; **32**=32 ports; **48**=48 ports; **96**=96 ports;

Plastic Frame Unshielded Patch Panel

Plastic frame designed for reducing crosstalk between near ports.

Size: 482.6mm(L)×34.2(W)×44.0mm(H)



ORDER INFORMATION

Product Number	Descriptions
YPPP-EUH X -6/24	Category 5e Unshielded Patch Panel, Plastic Flame Type, 24 Ports, 1U
YPPP-6UH X -6/24	Category 6 Unshielded Patch Panel, Plastic Flame Type, 24 Ports, 1U

X:IDC Type, **T**=110 type IDC; **D**=Dual type IDC

Label Bar Unshielded Patch Panel

Write-on replacement labels for easy port and panel identification

Size: 482.6mm(L)×34.2(W)×44.0mm(H)



ORDER INFORMATION

Product Number	Descriptions
YPPB-EUH X -8/ YY	Category 5e Unshielded Patch Panel, Plastic Label Bar, 1U
YPPB-6UH X -8/ YY	Category 6 Unshielded Patch Panel, Plastic Label Bar, 1U

X:IDC Type, **T**=110 type IDC; **D**=Dual type IDC

YY:Total Ports, **16**=16 ports; **24**=24 ports;

45° Type Unshielded Patch Panel

45° jack design facilitate proper bend radius control and ensure the patch cord performance. Module icon can easily help you to identify the port is using for voice or data transmission.
Size: 482.6mm(L)×38.6(W)×44.0mm(H)



ORDER INFORMATION

Product Number	Descriptions
YPPP-EUA ^X -6/24	Category 5e Unshielded Patch Panel, 45° Type ,24 Ports, 1U
YPPP-6UA ^X -6/24	Category 6 Unshielded Patch Panel, 45° Type ,24 Ports, 1U

^X:IDC Type, ^T=110 type IDC; ^D=Dual type IDC

Mini Unshielded Patch Panel

Mounts to 89D wall mount bracket.
Can be mounted almost anywhere, even in cramped quarters.
Small and pretty, using in special occasion



ORDER INFORMATION

Product Number	Descriptions
YPPM-EUH ^X -6/12	Category 5e Unshielded Patch Panel, Mini 12 Ports,1U
YPPM-6UH ^X -6/12	Category 6 Unshielded Patch Panel, Mini 12 Ports,1U
YPPM-EUA ^X -6/12	Category 5e Unshielded Patch Panel, 45° Type, Mini 12 Ports,1U
YPPM-6UA ^X -6/12	Category 6 Unshielded Patch Panel, 45° Type, Mini 12 Ports,1U

^X:IDC Type, ^T=110 type IDC; ^D=Dual type IDC

Patch Panels

Unshielded Patch Panel With Shutter

With the design of shutter, we can keep dirt and dust out when not in use and prevent accidental insertion of an object.

Size: 482.6mm(L)×28.5(W)×44.0mm(H)



ORDER INFORMATION

Product Number	Descriptions
YPPS-EUHXS-8/24	Category 5e Unshielded Patch Panel With Shutter
YPPS-6UHX-8/24	Category 6 Unshielded Patch Panel With Shutter

X:IDC Type, T=110 type IDC; D=Dual type IDC

Shielded In-line Coupler Patch Panel

In-line coupler type patch panel allows a simple operation with horizontal cables.

Size: 482.6mm(L)×44.0mm(W)×44.0mm(H)



ORDER INFORMATION

Product Number	Descriptions
YPPI-EFNO-8/YY	Category 5e Shielded In-line Coupler Patch Panel
YPPI-6FNO-8/YY	Category 6 Shielded In-line Coupler Patch Panel

YY:Total Ports, 24=24 ports; 48=48 ports;

Category 6 Half-unit(0.5u) Unshielded / Shielded Patch Panel

The height is only 0.5U, 1/2 height than other Unshielded patch panel 1U.

High density conserves valuable rack space.

You can gain extra 24 ports in 1U by using two pcs of this patch panel.

Size: 482.6mm(L)×99.0(W)×22.0mm(H)

Size: 482.6mm(L)×126.3(W)×22.0mm(H)



ORDER INFORMATION

Product Number	Descriptions
YPPS-EUHX-6/24	Category 5e Unshielded Patch Panel, 24 Ports,0.5U
YPPS-6UHX-6/24	Category 6 Unshielded Patch Panel, 24 Ports,0.5U
YPPS-AUHDM-6/24	Category 6A Unshielded Patch Panel, 24 Ports,0.5U

X:IDC Type, T=110 type IDC; D=Dual type IDC

Patch Panels

Unshielded Patch Panels

- > 180° Unshielded Patch Panel, Plastic Panel With Rotatable Plastic Label bar
- > High-speed transmission through engineering test stability
- > Easy management, open the cover out label for easy replacement label
- > With cable management



ORDER INFORMATION

Product Number	Descriptions
YPPB-EUHDC-6/24	Cat.5e 180° Unshielded Patch Panel, 24 Ports, Dual Type IDC, 1U
YPPB-6UHDC-6/24	Cat.6 180° Unshielded Patch Panel, 24 Ports, Dual Type IDC, 1U

Unshielded Patch Panels

- > 180° Unshielded Patch Panel, Plastic Frame type with Plastic Label bar
- > Digital identification card for easy viewing
- > Equipped with red and blue dust cover, it has distinguished different types



ORDER INFORMATION

Product Number	Descriptions
YPPB-EUHDSC-6/24	Cat.5e 180° Unshielded Patch Panel, 24 ports, Dual Type IDC, 1U
YPPB-6UHDSC-6/24	Cat.6 180° Unshielded Patch Panel, 24 ports, Dual Type IDC, 1U

Unshielded Patch Panels

- > Cat.6 180° Unshielded Patch Panel, Plastic Frame type with Plastic Label bar
- > Pass FULKE engineering test to stabilize high-speed transmission
- > W/O cable management

**ORDER INFORMATION**

Product Number	Descriptions
YPPB-EUHDX-8/48	Cat.5e 180° Unshielded Patch Panel, 48 ports, Dual Type IDC, 2U
YPPB-6UHDX-8/48	Cat.6 180° Unshielded Patch Panel, 48 ports, Dual Type IDC, 2U

X:IDC Type, T=110 type IDC; D=Dual type IDC

Unshielded Patch Panels

- > Each port is 100% tested to ensure NEXT performance
- > Aluminum Panel
- > Pass FULKE engineering test to stabilize high-speed transmission

**ORDER INFORMATION**

Product Number	Descriptions
YPPS-EUHDC-6/48	Cat.5e 180° Unshielded Patch Panel, 48 ports, Dual Type IDC, 1U
YPPS-6UHDC-6/48	Cat.6 180° Unshielded Patch Panel, 48 ports, Dual Type IDC, 1U

X:IDC Type, T=110 type IDC; D=Dual type IDC

Voice(Cat.3) Patch Panels

Voice patch panel is high-density telecommunication panel with 25/50/60 standard RJ45 jacks. The panel meets all latest standards and electrical parameters and is designed for termination of two pair cable on termination blocks. Printed circuit board together with high quality components ensures the Category 3 performance. Integrated back cable management for separate cables provides organized and secure installation. The panel is available in 1U height, sheet steel, gray or black color. All ports are numerically identified.

Size: 25/50 ports: 482.6mm(L)×122.4(W)×44.0mm(H)

10/60 ports: 482.6mm(L)×116.6(W)×44.0mm(H)



Voice Unshielded Patch Panel, 5/25 Ports



Voice Unshielded Patch Panel, 10/60 Ports



Voice Unshielded Patch Panel, 10/50 Ports

ORDER INFORMATION

Product Number	Descriptions
YPPS-VUVX-5/25	Voice Unshielded Patch Panel, 5/25 Ports
YPPS-VUVX-10/50	Voice Unshielded Patch Panel, 10/50 Ports
YPPS-VUVX-10/60	Voice Unshielded Patch Panel, 10/60 Ports

X:IDC Type, T=110 type IDC; D=Dual type IDC

Modular Patch Panels

High density conserves valuable rack space. Metal material provides conductive patch for grounding. Accept standard RJ45 keystone jack modules.



ORDER INFORMATION

Product Number	Descriptions
YPPK-SW-24	Shielded Modular Patch Panel, 24 Ports, 1U
YPPK-HSW-24	High Density Shielded Modular Patch Panel, 24 Ports, 1U

Only for die-casting keystone jack.

Modular Patch Panels

High density conserves valuable rack space.
Accept standard RJ45 keystone jack modules.



ORDER INFORMATION

Product Number	Descriptions
YPPK-CX-24	Compact Modular Patch Panel, 24 Ports, 1U
YPPK-HX-24	High Density Modular Patch Panel, 24 Ports, 1U
YPPK-RKX-24	Rotatable Modular Patch Panel, 24 Ports, 1U
YPPK-RKNX-24	Removable Modular Patch Panel, 24 Ports, 1U

X, IDC Type W=with cable management; N= without cable management

Shielded Snap-In Patch Panel

- > Metal material shell, shielding signal interference;
- > Plastic label strip, easy to disassemble;
- > Comes with cable management frame for easy combing



ORDER INFORMATION

Product Number	Descriptions
YPPK-SWPCW-6/24	Shielded Snap-In Patch Panel, 24 Ports, Plastic Label bar, 1U

Shielded Snap-In Patch Panel

- > Metal material shell, shielding signal interference;
- > Plastic label strip, easy to disassemble;



ORDER INFORMATION

Product Number	Descriptions
YPPK-SWPW-24/1	Shielded Snap-In Patch Panel, 24 Ports, 1U

Modular Patch Panels

Unshielded Snap-In Patch Pane

- > Pure copper nickel plating shielding layer;
- > Labels and embedded icons are convenient for labeling and management, with grounding devices to prevent the risk of leakage;
- > Groove snap-on design, easy to remove and install the cable management ring.



ORDER INFORMATION

Product Number	Descriptions
YPPK-TW-24/1	Shielded Snap-In Patch Panel, 24Ports, 1U, with cable mangement

Unshielded Snap-In Patch Pane

- > The plastic label strip is convenient for removing and replacing the label card;
- > Groove snap-on design for easy removal and installation



ORDER INFORMATION

Product Number	Descriptions
YPPK-PCW-4/24	Unshielded Snap-In Patch Pane, 24 Ports, Plastic Label bar , 1U, with cable mangement

Unshielded Snap-In Patch Pane

- > One-piece molding saves space;
- > Plastic panel with transparent plastic label number bar for easy viewing location



Product Number	Descriptions
YPPK-PCW-48/2	Unshielded Snap-In Patch Panel, 48 Ports, 2U

Unshielded Patch Panel

- > Removable dustproof door, effective protection to avoid dust;
- > Plastic panel with plastic digital labeling strips for easy viewing;



ORDER INFORMATION

Product Number	Descriptions
YPPC-6UHTC-4/24	Cat.6 180° Unshielded Patch Panel, 24 Ports, 110 Type IDC, 1U

Modular Patch Panels

Unshielded Snap-In Patch Panel

- > Plastic panel with plastic digital labeling strips for easy viewing;
- > The plastic label strip is convenient for removing and replacing the label card;



ORDER INFORMATION

Product Number	Descriptions
YPCM-WDF	Unshielded Snap-In Patch Panel, 24 Ports, 1U, W/O cable management

Unshielded Snap-In Patch Panel

- > High density conserves valuable rack space.
- > Accept standard RJ45 keystone jack modules.



ORDER INFORMATION

Product Number	Descriptions
YPPK-CW-24/0.5	Unshielded Snap-In Patch Panel, 24 Ports, 0.5U

Unshielded Snap-In Patch Panel

- > Foldable distribution frame, easy to carry
- > Plastic Panel With Plastic Label bar



ORDER INFORMATION

Product Number	Descriptions
YPCM-WDF	Unshielded Snap-In Patch Panel, 24 Ports, 1U

Cable Managements

Wall Mounted Hinged Bracket

Mount to wall or standard EIA 19" rack.
Includes brackets and mounting screws
Panels rotates for easy access to cabling



ORDER INFORMATION

Product Number	Descriptions
YPWB-1U	Wall Mounted Hinged Bracket, 1U
YPWB-2U	Wall Mounted Hinged Bracket, 2U
YPWB-3U	Wall Mounted Hinged Bracket, 3U
YPWB-4U	Wall Mounted Hinged Bracket, 4U
YPWB-5U	Wall Mounted Hinged Bracket, 5U
YPWB-6U	Wall Mounted Hinged Bracket, 6U

Rack Filler Panels

Reserves rack space for future use
Mounts to standard EIA 19" racks or cabinets
Directs airflow in cabinet applications



ORDER INFORMATION

Product Number	Descriptions
YPCM-B1	19" Blank Patch Panel, 1U
YPCM-B2	19" Blank Patch Panel, 2U

Duct Cable Managements


Standard EIA 19" rack and cabinet mount.
Management improves the look of a closet or workstation.
It is an essential element for easy adds, moves or changes.



ORDER INFORMATION

Product Number	Descriptions
YPCM-WDF	19" Duct Cable Management, Wide Cable Pass Through(12P/19P)
YPCM-PH1	19" Cable Management, Holder Type

Standard EIA 19" rack and cabinet mount
Mount directly to the patch panels
Closed through-style rack-mount cable managers
Light weight, easy to install or remove



ORDER INFORMATION

Product Number	Descriptions
YPCM-SC	19" Cable Management Screw Type
YPCM-CK1	19" Cable Management, For Snap-in Patch Panel, Hiding Type
YPCM-CK2	19" Cable Management, Click-on Type

Duct Cable Managements

- > Standard EIA 19" rack and cabinet mount.
- > Management improves the look of a closet or workstation.
- > It is an essential element for easy adds, moves or changes.

ORDER INFORMATION

Product Number	Descriptions
YPCM-MF	19" Metal Cable Management, 24Ports, 45° Type



Duct Cable Managements

- > Standard EIA 19" rack and cabinet mount.
- > Management improves the look of a closet or workstation.
- > It is an essential element for easy adds, moves or changes.

ORDER INFORMATION

Product Number	Descriptions
YPCM-M	19" Metal Cable Management, 24Ports



Die-Casting Toolless Keystone Jack

Category 6A 180° fully Screened Die-Casting toolless keystone jack is designed for installer's convenience, which is made of zinc alloy and using the "Die-Casting" technic especial construction complete 360° shielding, protects against EMI/RFI.



180° Die-casting Toolless KJ
Size: 38.6mm(L)×18.5mm(W)×22.9mm(H)



180° Slim Die-casting Toolless KJ
Size: 38.0mm(L)×16.2mm(W)×22.2mm(H)



180° Mini Die-casting Toolless KJ
Size: 29.4mm(L)×16.2mm(W)×22.8mm(H)



180° Toolless KJ
Size: 39.0mm(L)×16.0mm(W)×22.6mm(H)

ORDER INFORMATION

Product Number	Descriptions
YKJ6-EFHL	Category 5e 180° Fully Shielded Die-casting Toolless Keystone Jack
YKJ6-6FHL	Category 6 180° Fully Shielded Die-casting Toolless Keystone Jack
YKJ6-AFHL	Category 6A 180° Fully Shielded Die-casting Toolless Keystone Jack
YKJ6-EFHSL	Category 5e 180° Fully Shielded Slim Die-casting Toolless Keystone Jack
YKJ6-6FHSL	Category 6 180° Fully Shielded Slim Die-casting Toolless Keystone Jack
YKJ6-AFHSL	Category 6A 180° Fully Shielded Slim Die-casting Toolless Keystone Jack
YKJ6-EFHML	Category 5e 180° Fully Shielded Mini Die-casting Toolless Keystone Jack
YKJ6-6FHML	Category 6 180° Fully Shielded Mini Die-casting Toolless Keystone Jack
YKJ6-AFHML	Category 6A 180° Fully Shielded Mini Die-casting Toolless Keystone Jack
YKJ6-EFHD	Category 5e 180° Fully Shielded Toolless Keystone Jack
YKJ6-6FHD	Category 6 180° Fully Shielded Toolless Keystone Jack
YKJ6-AFHD	Category 6A 180° Fully Shielded Toolless Keystone Jack

NaviLite 180° Unscreened Keystone Jack

Size: 27.9mm(L)×16.5mm(W)×22.5mm(H)



ORDER INFORMATION

Product Number	Descriptions
YKJ-EUHDR-YY	Category 5e NaviLite 180° Unshielded Keystone Jack, Dual Type IDC
YKJ-6UHDR-YY	Category 6 NaviLite 180° Unshielded Keystone Jack, Dual Type IDC
YKJ-AUHDR-YY	Category 6A NaviLite 180° Unshielded Keystone Jack, Dual Type IDC

YY :Color, WH =white; GY =Grey; RD =Red; YL =Yellow; BL =Blue; other colors on customers' requests.

90° Screened Keystone Jack

Improved PCB designing and IDC geometry provide superior performance, and the Screened version protects against EMI/RFI.

Size: 46.7mm(L)×20.7mm(W)×23.6mm(H)



ORDER INFORMATION

Product Number	Descriptions
YKJ-EFVD	Category 5e 90° Shielded Keystone Jack, Dual Type IDC
YKJ-6FVD	Category 6 90° Shielded Keystone Jack, Dual Type IDC

Keystone Jack

180° Unshielded / Mini 180° Unscreened Keystone Jack



180°Unshielded KJ
Size: 33.1mm(L)×16.3mm(W)×22.0mm(H)



Mini 180°Unshielded KJ
Size: 27.6mm(L)×15.9mm(W)×22.0mm(H)

180° Unshielded Keystone Jack with shutter

The shutter on the keystone jack keeps dirt and dust out when not in use and prevents accidental insertion of an object. YFC's shuttered keystone jack has been designed to meet the needs of both the professional installer and end user.



180° Unshielded KJ with shutter
Size: 33.1mm(L)×16.3mm(W)×22.0mm(H)



Size: 38.2mm(L)×16.2mm(W)×23.0mm(H)

ORDER INFORMATION

Product Number	Descriptions
YKJ-EUHD- YY	Category 5e 180° Unshielded Keystone Jack, Dual Type IDC
YKJ-6UHD- YY	Category 6 180° Unshielded Keystone Jack, Dual Type IDC
YKJ-AUHD- YY	Category 6A 180° Unshielded Keystone Jack, Dual Type IDC
YKJ8-EUHD- YY	Category 5e Mini 180° Unshielded Keystone Jack, Dual Type IDC
YKJ8-6UHD- YY	Category 6 Mini 180° Unshielded Keystone Jack, Dual Type IDC
YKJ8-AUHD- YY	Category 6A Mini 180° Unshielded Keystone Jack, Dual Type IDC
YKJ-EUHDS- YY	Category 5e 180° Unshielded Keystone Jack with shutter, Dual Type IDC
YKJ-6UHDS- YY	Category 6 180° Unshielded Keystone Jack with shutter, Dual Type IDC
YKJ-AUHDS- YY	Category 6A 180° Unshielded Keystone Jack with shutter, Dual Type IDC
YKJ6-EUHL- YY	Category 5e 180° Unshielded Toolless Keystone Jack
YKJ6-6UHL- YY	Category 6 180° Unshielded Toolless Keystone Jack
YKJ6-AUHL- YY	Category 6A 180° Unshielded Toolless Keystone Jack

YY :Color, WH =white; GY =Grey; RD =Red; YL =Yellow; BL =Blue; other colors on customers' requests.

Keystone Jack

90° Unshielded Keystone Jack

Size: 30.9mm(L)×19.0mm(W)×19.4mm(H)



Unshielded Toolless Keystone Jack



Mini 90° Unshielded Toolless KJ
Size: 34.7mm(L)×17.2mm(W)×19.4mm(H)



180° Unshielded Slim Toolless KJ
Size: 37.6mm(L)×16.5mm(W)×23.0mm(H)



180° Unshielded Toolless KJ
Size: 32.7mm(L)×16.7mm(W)×25.1mm(H)

ORDER INFORMATION

Product Number	Descriptions
YKJ4-EUVD-YY	Category 5e 90° Unshielded Keystone Jack, Dual Type IDC
YKJ4-6UVD-YY	Category 6 90° Unshielded Keystone Jack, Dual Type IDC
YKJ4-AUVD-YY	Category 6A 90° Unshielded Keystone Jack, Dual Type IDC
YKJ5-EUVL-YY	Category 5e Mini 90° Unshielded Toolless Keystone Jack
YKJ5-6UVL-YY	Category 6 Mini 90° Unshielded Toolless Keystone Jack
YKJ5-AUVL-YY	Category 6A Mini 90° Unshielded Toolless Keystone Jack
YKJ6-EUHSL	Category 5e 180° Unshielded Slim Toolless Keystone Jack
YKJ6-6UHSL	Category 6 180° Unshielded Slim Toolless Keystone Jack
YKJ6-AUHSL	Category 6A 180° Unshielded Slim Toolless Keystone Jack
YKJ6-EUHL	Category 5e 180° Unshielded Toolless Keystone Jack
YKJ6-6UHL	Category 6 180° Unshielded Toolless Keystone Jack
YKJ6-AUHL	Category 6A 180° Unshielded Toolless Keystone Jack

YY :Color, WH =white; GY =Grey; RD =Red; YL =Yellow; BL =Blue; other colors on customers' requests.

Keystone Jack

90° Unshielded Mini Keystone Jack

Size: 30.8mm(L)×17.0mm(W)×22.0mm(H)

90° Unshielded Mini Keystone Jack with shutter

The shutter on the keystone jack keeps dirt and dust out when not in use and prevents accidental insertion of an object. YFC's shuttered keystone jack has been designed to meet the needs of both the professional installer and end user.

Size: 33.1mm(L)×16.3mm(W)×22.0mm(H)



ORDER INFORMATION

Product Number	Descriptions
YKJ5-EUVX-YY	Category 5e 90° Unshielded Mini Type Keystone Jack
YKJ5-6UVX-YY	Category 6 90° Unshielded Mini Type Keystone Jack
YKJ5-EUVXS-YY	Category 5e 90° Unshielded Mini Type Keystone Jack with Shutter
YKJ5-6UVXS-YY	Category 6 90° Unshielded Mini Type Keystone Jack with Shutter

X: IDC Type T=110 type IDC; D=Dual type IDC

YY :Color, WH =white; GY =Grey; RD =Red; YL =Yellow; BL =Blue; other colors on customers' requests.

NaviLite 90° Unshielded Mini Keystone Jack

Size: 31.4mm(L)×17.0mm(W)×22.3mm(H)



NaviLite 90° Unshielded Mini Keystone Jack with Shutter

Size: 31.4mm(L)×17.0mm(W)×22.3mm(H)

ORDER INFORMATION

Product Number	Descriptions
YKJ5-EUVXR-YY	Category.5e NaviLite™ LED 90° Unshielded Mini Type Keystone Jack
YKJ5-6UVXR-YY	Category.6 NaviLite™ LED 90° Unshielded Mini Type Keystone Jack
YKJ5-EUVXZ-YY	Category 5e NaviLite™ LED 90° Unshielded Mini Type Keystone Jack With Shutter
YKJ5-6UVXZ-YY	Category 6 NaviLite™ LED 90° Unshielded Mini Type Keystone Jack With Shutter

X: IDC Type T=110 type IDC; D=Dual type IDC

YY :Color, WH =white; GY =Grey; RD =Red; YL =Yellow; BL =Blue; other colors on customers' requests.

The Category 3 telecommunication outlets are designed for voice, network and Integrated Services Digital Network (ISDN) applications.

FEATURES

- > Distinct label provides universal T568A/B color coding for quick installation.
- > Terminate using 110 or Krone type punch down tools.
- > IDC connector can accept 23-26 AWG solid and stranded cables.
- > Modular jacks are available with integral dust covers.

ORDER INFORMATION

Product Number	Descriptions
YKJ1-VUVL5-WH	Cat.3 90° Toolless Unshielded Keystone Jack, Dual IDC, 6P6C, White
YKJ1-VUVL7-WH	Cat.3 90° Toolless Unshielded keystone jack, Dual IDC,6P4C, White
YKJ-VUVD5-WH	Cat.3 90° Unshielded Keystone Jack, Dual IDC, 6P6C, White
YKJ-VUVD7-WH	Cat.3 90° Unshielded Keystone Jack, Dual IDC, 6P4C, White



Category.3 Toolless Unshielded Keystone Jack 6P6C



Category.3 Unshielded Keystone Jack 6P6C



Category.3 Toolless Unshielded Keystone Jack 6P4C



Category.3 Unshielded Keystone Jack 6P4C



Korean/UK Type Keystone Jack

FEATURES

- > Distinct label provides universal T568A/B color coding for quick installation.
- > Terminate using 110 or Krone type punch down tools.
- > IDC connector can accept 23-26 AWG solid and stranded cables.

Korean Type

ORDER INFORMATION

Product Number	Descriptions
YKJ3-EUHT-YY	Korean type Category 5e 180° Unshielded Keystone Jack
YKJ3-6UHT-YY	Korean type Category 6 180° Unshielded Keystone Jack



UK Type

ORDER INFORMATION

Product Number	Descriptions
YKJ-EUUD-YY	UK type Category 5e Unshielded Keystone Jack
YKJ-6UUD-YY	UK type Category 6 Unshielded Keystone Jack

YY: Color, WH =white; GY =Grey; RD =Red; YL =Yellow; BL =Blue;
Other colors on customers' requests.



Face Plate-USA



ORDER INFORMATION

Product Number	Descriptions
YFP-US3-0XX	USA III Face Plate, Right-angle, Integral molding, w/o icon, blank
YFP-US3-1XX	USA III Face Plate, Right-angle, Integral molding, w/o icon, 1-Port
YFP-US3-2XX	USA III Face Plate, Right-angle, Integral molding, w/o icon, 2-Port
YFP-US3-3XX	USA III Face Plate, Right-angle, Integral molding, w/o icon, 3-Port
YFP-US3-4XX	USA III Face Plate, Right-angle, Integral molding, w/o icon, 4-Port
YFP-US3-6XX	USA III Face Plate, Right-angle, Integral molding, w/o icon, 6-Port

XX: Color, WH (White) or IV (Ivory) on request

ORDER INFORMATION

Product Number	Descriptions
YFP-EU1-1XX	Euro I Face Plate, Right-angle, Integral molding, w/- Shutter, 1-Port
YFP-EU1-2XX	Euro I Face Plate, Right-angle, Integral molding, w/- Shutter, 2-Port
YFP-EU1-3XX	Euro I Face Plate, Right-angle, Integral molding, w/- Shutter, 3-Port
YFP-EU1-4XX	Euro I Face Plate, Right-angle, Integral molding, w/- Shutter, 4-Port
YFP-EU2A-1XX	Euro II Face Plate, Right-angle, Snap-In, w/- Shutter, 45°, 1-Port
YFP-EU2A-2XX	Euro II Face Plate, Right-angle, Snap-In, w/- Shutter, 45°, 2-Port
YFP-EU2A-4XX	Euro II Face Plate, Right-angle, Snap-In, w/- Shutter, 45°, 4-Port
YFP-EU2V-1XX	Euro II Face Plate, Right-angle, Snap-In, w/- Shutter, 90°, 1-Port
YFP-EU2V-2XX	Euro II Face Plate, Right-angle, Snap-In, w/- Shutter, 90°, 2-Port
YFP-EU2V-4XX	Euro II Face Plate, Right-angle, Snap-In, w/- Shutter, 90°, 4-Port
YFP-EU3A-1XX	Euro III Face Plate, Bevel, Snap-In, w/- Shutter, 45°, 1-Port
YFP-EU3A-2XX	Euro III Face Plate, Bevel, Snap-In, w/- Shutter, 45°, 2-Port
YFP-EU3A-4XX	Euro III Face Plate, Bevel, Snap-In, w/- Shutter, 45°, 4-Port
YFP-EU3V-1XX	Euro III Face Plate, Bevel, Snap-In, w/- Shutter, 90°, 1-Port
YFP-EU3V-2XX	Euro III Face Plate, Bevel, Snap-In, w/- Shutter, 90°, 2-Port
YFP-EU3V-4XX	Euro III Face Plate, Bevel, Snap-In, w/- Shutter, 90°, 4-Port

XX: Color, WH (White) or IV (Ivory) on request



ORDER INFORMATION

Product Number	Descriptions
YFP-CNA-1XX	China Type Face Plate, Right-angle, Snap-In w/- Shutter, 45°, 1-Port
YFP-CNA-2XX	China Type Face Plate, Right-angle, Snap-In w/- Shutter, 45°, 2-Port
YFP-CNV-1XX	China Type Face Plate, Right-angle, Snap-In w/- Shutter, 90°, 1-Port
YFP-CNV-2XX	China Type Face Plate, Right-angle, Snap-In w/- Shutter, 90°, 2-Port

XX: Color, WH (White) or IV (Ivory) on request



Face Plates, removable inner casing



Due to unique design of embedded can be removable, so when network maintenance and troubleshooting, don't have to remove and install panel, one-handed operation can be unloaded module directly, check the network failure.

ORDER INFORMATION

Product Number	Descriptions
YFP-CNR-1XX	China Type Face Plates, removable inner casing, 86*86, Snap-In, 1-Port
YFP-CNR-2XX	China Type Face Plates, removable inner casing, 86*86, Snap-In, 2-Port

Face Plates, 45° rotating



It is more flexible than the ordinary face plate. In the use process, KJ will vary with the network line direction 45° change, to avoid network line bending damage, ensure the performance of the whole link.

ORDER INFORMATION

Product Number	Descriptions
YFP-CNT-1XX	China Type Face Plates, 45° rotating, 86*86, Snap-In, 1-Port
YFP-CNT-2XX	China Type Face Plates, 45° rotating, 86*86, Snap-In, 2-Port

XX: Color, **WH** (White) or **IV** (Ivory) on request

YFC German outlets are especially designed for the European market. Fluent design and high quality metal work guarantee low installation depth for the flexibility and easy installed in practically every application area. On the handling side the outlets fulfill all necessary professional requirements for extremely cost effective installations.

FEATURES

- > Performance conforms to ANSI/TIA-568-C.2, ISO/IEC 11801 and EN 50173-1 Category 5e/6 specification.
- > Distinct label provides universal T568A/B color coding for quick installation.
- > Terminate using 110 or Krone type punchdown tools.
- > IDC connector can accept 23-26 AWG solid and stranded cables.



Unshielded German Outlet

ORDER INFORMATION

Product Number	Descriptions
YPG-EUAD-2XX	Premium Category 5e Unshielded German Outlet, Dual Type IDC, 2-Port
YPG-6UAD-2XX	Premium Category 6 Unshielded German Outlet, Dual Type IDC, 2-Port

XX: Color, **WH** (White) or **IV** (Ivory) on request

Shielded German Outlet



ORDER INFORMATION

Product Number	Descriptions
YPG-EFAD-2XX	Premium Category 5e Shielded German Outlet, Dual Type IDC,2-Port
YPG-6FAD-2XX	Premium Category 6 Unshielded German Outlet, Dual Type IDC,2-Port

XX: Color, **WH** (White) or **IV** (Ivory) on request

Modular German Outlet



ORDER INFORMATION

Product Number	Descriptions
YFP-GMI-2XX	Modular German Outlet, Snap-In with Shutter,2-Port

XX: Color, **WH** (White) or **IV** (Ivory) on request

Back Box

FEATURES

- > The back box is designed for mounting into wall, floor or other flat surface.
- > Each unit includes screws or double-sided tape for mounting, rubber-door and cable tie for cable.



ORDER INFORMATION

Product Number	Descriptions
YBB-80x80x45-XX	Back Box 80×80×45 mm
YBB-86x86x27-XX	Back Box 86×86×27 mm
YBB-86x86x35-XX	Back Box 86×86×35 mm
YBB-86x86x37-XX	Back Box 86×86×37 mm
YBB-86x86x47-XX	Back Box 86×86×47 mm
YBB-146x86x37-XX	Back Box 146×86×37 mm
YBB-146x86x47-XX	Back Box 146×86×47 mm

XX: Color, **WH** (White) or **IV** (Ivory) on request

Surface Mounted Box

FEATURES

- > Provides different versions on full shielded, half shielded and unshielded.
- > Each unit includes screws for double-sided tape for mounting on wall, floor or other office furniture.
- > Modular keystone jack type mounted boxes fit with all standard keystone jacks or voice jacks.

Mounted Box, PCB Type

ORDER INFORMATION

Product Number	Descriptions
YMBP-XYVDZMM	PCB Type Mounted Box, 90°, Dual Type

Mounted Box, Keystone Type

ORDER INFORMATION

Product Number	Descriptions
YMBK-XYVDZMM	Keystone Type Mounted Box, 90°, Dual Type

X: Category, V=Category 3; E=Category 5e; 6=Category 6

Y: U=Unshielded; F=shielded

V: Vertical D=Dual Type

Z: Port No., 1=1-Port; 2=2-Port; 8=8-Port

MM: Color, WH (White) or IV (Ivory) or BK(Black) on request



In-line Coupler

In-line couplers allow a simple operation with horizontal cables, which can be easily extended. Broken cables can be coupled without laying new complete cable segments.

Block Type

ORDER INFORMATION

Product Number	Descriptions
YCB-EU-XX	Block Type In-line Coupler(Junction Box), Category 5e Unshielded
YCB-EF	Block Type In-line Coupler(Junction Box), Category 5e Shielded
YCB-6U-XX	Block Type In-line Coupler(Junction Box), Category 6 Unshielded
YCB-6F	Block Type In-line Coupler(Junction Box), Category 6 Shielded



Block Type

Keystone Type

ORDER INFORMATION

Product Number	Descriptions
YCK-EU-XX	Keystone Type In-line Coupler, Category 5e Unshielded
YCK-EF	Keystone Type In-line Coupler, Category 5e Shielded
YCK-6U-XX	Keystone Type In-line Coupler, Category 6 Unshielded
YCK-6F	Keystone Type In-line Coupler, Category 6 Shielded
YCK1-EU-XX	Keystone Type In-line Coupler, Category 5e Unshielded, w/o clip
YCK1-6U-XX	Keystone Type In-line Coupler, Category 6 Unshielded, w/o clip



Keystone Type

XX: Color, WH (White) or IV (Ivory) on request

110 Series

110 Wiring Blocks

The 110 wiring block is used to terminate cable pairs and permit an organized arrangement of cables behind the block. It is a flame retardant molded plastic block with horizontal strip, each of which secures and organizes 25 cable pairs.



ORDER INFORMATION

Product Number	Descriptions
Y110B-L-050	110 Wiring Blocks With Legs, 50 Pairs
Y110B-L-100	110 Wiring Blocks With Legs, 100 Pairs
Y110B-L-200	110 Wiring Blocks With Legs, 200 Pairs
Y110B-N-050	110 Wiring Blocks Without Legs, 50 Pairs
Y110B-N-100	110 Wiring Blocks Without Legs, 100 Pairs
Y110B-N-200	110 Wiring Blocks Without Legs, 200 Pairs
Y110B-R-050	110 Wiring Blocks Round Mounted, 50 Pairs
Y110B-R-100	110 Wiring Blocks Round Mounted, 100 Pairs
Y110B-R-200	110 Wiring Blocks Round Mounted, 200 Pairs

110 Cable Managements

The 110 cable management is flame retardant, molded, plastic frame that accommodates patch cords or cross-connect wire.



ORDER INFORMATION

Product Number	Descriptions
110BM-L	110 Cable Management With Legs
110BM-N	110 Cable Management Without Legs
110BM-R	110 Cable Management Rack Mounted

110 Wiring Connectors

The 3-pair, 4-pair and 5-pair connecting blocks consist of 1-piece, flame retardant, molded plastic housing containing solder plated quick clips that are used to terminate 22-26 AWG conductors. The front of the connecting block is color-coded, allowing rapid pair identification and termination.

ORDER INFORMATION

Product Number	Descriptions
Y110C-4	110 Wiring Connector, 4 Pairs
Y110C-5	110 Wiring Connector, 5 Pairs



110 Patch Cord

ORDER INFORMATION

Product Number	Descriptions
Y110PC-1PP-XXXM-YY	110 Patch Cord, 1 pair, 110-110
Y110PC-1PP-XXXM-YY	110 Patch Cord, 2 pairs, 110-110
Y110PC-4PP-XXXM-YY	110 Patch Cord, 4 pairs, 110-110

XXX:Length(Meter) 005:0.5 010:1.0 015:1.5
 YY:Color IV:Ivory WH:White




110 Patch Plug

ORDER INFORMATION

Product Number	Descriptions
Y110P-1-03XX	110 Patch Plug, 1 pair, 3u"
Y110P-2-03XX	110 Patch Plug, 2 pairs, 3u"
Y110P-4-03XX	110 Patch Plug, 4 pairs, 3u"

XX:Color IV:Ivory WH:White



Termination Tools-Professional Punch Down Tools

HT-3640R: With impact & adjustable Hi-Lo pressure selector. TPR soft-grip handle provides better comfort. Twist-lock style holder provides quick, easy blade changes and prevents pullout. An additional safe storage for one more spare blade.



ORDER INFORMATION

Product Number	Descriptions
HT-3640R	Tool Handle Only
HT-364BR	Tool Handle with 110 Terminal Blade Tool
HT-364BKR	Handle with Krone Terminal Blade
HT-14TB	110 Terminal Blade
HT-14TBK	Krone Terminal Blade

Punch Down Tools

Impact Punch Down Tools

HT3140: With adjustable impact pressure control. The storage on the top of tool is for storing one spare blade.

ORDER INFORMATION

Product Number	Descriptions
HT-3140	Tool Handle Only
HT-314B	Tool Handle with 110 Terminal Blade
HT-314BK	Handle with Krone Terminal Blade
HT-14B	110 Terminal Blade
HT-14BK	Krone Terminal Blade



110 Punch Down Tools

HT-315 Series: 110 punch down tool for use on Lan and Telecom, seating UTP (24 AWG) at a time. Suitable for both 110 type cable side and cross-connect side terminal blocks. One end is for seating and cutting off wires, and the other end for seating wires only.

ORDER INFORMATION

Product Number	Descriptions
HT-315DR	5 pairs 110 Punch Down Tool
HT-315CR	4 pairs 110 Punch Down Tool



RJ45 & Plug Crimping Tool

HT-210C: Steel frame, harden & black oxide finished, light weight & durable. Deluxe type, w/guide for operation. An additional locker for storage after work.



ORDER INFORMATION

Product Number	Descriptions
HT-210C	RJ45 Crimping Tool
HT-S510A	Modular Plug Crimping Tool

Y-adapter for Splitting 4 pairs outlets

Y-Adapter is an In-line modular designed to work with station equipment such as phones, answering machines, faxes, personal computers and printers. The Y-adapter offers a variety of useful applications. It can convert jack styles, function as a "Y" adapter, or alter the wiring sequence of a modular jack. There are available for shielded and unshielded Y-Adapter. Ethernet (E) to Telephone (T), Telephone (T) to Telephone (T), Ethernet (E) to Ethernet (E) are available.



ORDER INFORMATION

Product Number	Descriptions
YYA-UET	Y-Adapter Unshielded Ethernet + Telephone
YYA-UEE	Y-Adapter Unshielded Ethernet + Ethernet
YYA-UTT	Y-Adapter Unshielded Telephone + Telephone
YYA-FET	Y-Adapter Fully Shielded Ethernet + Telephone
YYA-FEE	Y-Adapter Fully Shielded Ethernet + Ethernet
YYA-FTT	Y-Adapter Fully Shielded Telephone + Telephone
YYA2-UEE	Y-Adapter Unshielded Ethernet + Ethernet (100 Mbps)
YYA2-FEE	Y-Adapter Fully Shielded Ethernet + Ethernet (100 Mbps)

Fiber Optic Connector / Adapters

ORDER INFORMATION

Product Number	Descriptions
YFOC-S-FC	Fiber Optic Connector, Single mode, FC
YFOC-M-FC	Fiber Optic Connector, Multi mode, FC
YFOC-S-ST	Fiber Optic Connector, Single mode, ST
YFOC-M-ST	Fiber Optic Connector, Multi mode, ST
YFOC-S-SC	Fiber Optic Connector, Single mode, SC
YFOC-SD-SC	Fiber Optic Connector, Single mode, Duplex, SC
YFOC-M-SC	Fiber Optic Connector, Multi mode, SC
YFOC-MD-SC	Fiber Optic Connector, Multi mode, Duplex, SC
YFOA-SCCS	Fiber Optic Adapter, Single Mode, SC-SC, Simplex
YFOA-SCCD	Fiber Optic Adapter, Single Mode, SC-SC, Duplex
YFOA-SCTS	Fiber Optic Adapter, Single Mode, SC-ST, Simplex
YFOA-SCFS	Fiber Optic Adapter, Single Mode, SC-FC, Simplex
YFOA-STTS	Fiber Optic Adapter, Single Mode, ST-ST, Simplex
YFOA-STFS	Fiber Optic Adapter, Single Mode, ST-FC, Simplex
YFOA-SLLS	Fiber Optic Adapter, Single Mode, LC-LC, Simplex
YFOA-SLLD	Fiber Optic Adapter, Single Mode, LC-LC, Duplex



FC/PC Connector



SC Optic Adapter



ST/PC Connector



ST Optic Adapter



SC/PC Connector



LC Optic Adapter

ORDER INFORMATION

YFOP-X1 XX2-X3 X4 X5 X6-XXX7 M

FOP: Fiber Optic Patch Cord

X1: Simplex / Duplex

S: Simplex D: Duplex

XX2: Fiber Type X3: OD

09: Single Mode 9/125 μ m 2: OD 2.0mm

62: Multi Mode 62.5/125 μ m 3: OD 3.0mm

50: Multi Mode 50/125 μ m 9: OD 0.9mm

X4: Jacket

A: PVC C: LSOH

X5: 1st end X6: 2nd end

C: SC T: ST C: SC T: ST

F: FC L: LC F: FC L: LC

XXX7 : Length

010: 1.0 015: 1.5

020: 2.0 050: 5.0

020: 2.0 050: 5.0

M: meters



ORDER INFORMATION

Number of Fibers	9/125	50/125	62.5/125	50/125(OM3)
4	YFC-GYTS04-09P-BK	YFC-GYTS04-50P-BK	YFC-GYTS04-62P-BK	YFC-GYTS04-03P-BK
8	YFC-GYTS08-09P-BK	YFC-GYTS08-50P-BK	YFC-GYTS08-62P-BK	YFC-GYTS08-03P-BK
12	YFC-GYTS12-09P-BK	YFC-GYTS12-50P-BK	YFC-GYTS12-62P-BK	YFC-GYTS12-03P-BK
24	YFC-GYTS24-09P-BK	YFC-GYTS24-50P-BK	YFC-GYTS24-62P-BK	YFC-GYTS24-03P-BK
72	YFC-GYTS72-09P-BK	YFC-GYTS72-50P-BK	YFC-GYTS72-62P-BK	YFC-GYTS72-03P-BK



GJFJV Indoor Tight Buffer Distribution Fiber Optic Cable

ORDER INFORMATION

Number of Fibers	9/125	50/125	62.5/125	50/125(OM3)
4	YFC-GJFJV02-09L	YFC-GJFJV04-50L	YFC-GJFJV04-62L	YFC-GJFJV04-03L
6	YFC-GJFJV04-09L	YFC-GJFJV06-50L	YFC-GJFJV06-62L	YFC-GJFJV06-03L
8	YFC-GJFJV06-09L	YFC-GJFJV08-50L	YFC-GJFJV08-62L	YFC-GJFJV08-03L
12	YFC-GJFJV08-09L	YFC-GJFJV12-50L	YFC-GJFJV12-62L	YFC-GJFJV12-03L
24	YFC-GJFJV12-09L	YFC-GJFJV24-50L	YFC-GJFJV24-62L	YFC-GJFJV24-03L




Fully Loaded Adapter Plate

APPLICATIONS

- > Termination panel that slides out for easy access.
- > Splice tray, sleeves and connectors are available to load into panel.
- > Can be mounted on 19 inch EIA racks.

ORDER INFORMATION

Product Number	Descriptions
YFOPP-M-BK	Fiber Optic Patch Panel Main Body Only, Black
YFOPP-24C-BK	Fiber Optic Patch Panel, 24-port, with SC Front Panel
YFOPP-24T-BK	Fiber Optic Patch Panel, 24-port, with ST Front Panel
YFOPP-12C-BK	Fiber Optic Patch Panel, 12-port, with SC Front Panel
YFOPP-12T-BK	Fiber Optic Patch Panel, 12-port, with ST Front Panel
YFOPP-FP8C-BK	Front Panel, SC, 8-port, Black
YFOPP-FP8T-BK	Front Panel, ST, 8-port, Black
YFOPP-FP8L-BK	Front Panel, LC, 8-port, Black
YFOPP-FPB-BK	Front Panel, Blank



Fully Loaded Adapter Plate

APPLICATIONS

- > Simple pull-out module management;
- > The rack ears can be adjusted back and forth;
- > Modular management, convenient wiring;
- > No guide rail, direct drawing and high cost performance;
- > Cold-rolled steel plate, the workmanship is finer;
- > Can be mounted on 19 inch EIA racks.



ORDER INFORMATION

Product Number	Descriptions
YFOPP--FP-24	Fiber Optic Patch Panel, 24-port, with SC Front Panel
YFOPP-BOX	Fiber Optic Patch Panel, With MPO Pre-terminated Box

USB 3.1 Cable Assemblies

- >Delivers 10Gbps USB data rate
- >Improved data encoding for more efficient data transfer leading to higher through-put and improved I/O power efficiency
- >Compatible with existing USB 3.0 software stacks and device protocols
- >Works with both existing 5Gbps USB 3.0 hubs and devices, as well as USB 2.0 products



USB 3.1 Type CM to CM With E-Mark



USB 3.1 Type CM to USB 3.0 AF



USB 3.1 Type CM to USB 3.0 AM



USB 3.1 Type CM to USB 2.0 AM Power Only

USB 3.1 Cable Assemblies



USB 3.1 Type CM to USB 3.0 AM
AL Shell (Silver)



USB 3.1 Type CM to USB 3.0 AM
AL Shell (Gray)



USB 3.1 Type CM to USB 3.0 AM
AL Shell (Golden)



USB 3.1 Type CM to USB 3.0 AM
Braided Cable +AL Shell(Silver)



USB 3.1 Type CM to USB 3.0 AM
Braided Cable +AL Shell(Gray)



USB 3.1 Type CM to USB 3.0 AM
Braided Cable +AL Shell(Golden)

USB 3.1 Cable Assemblies



USB 3.1 Type CM to USB 2.0 AM
Braided Cable +AL Shell(Silver)



USB 3.1 Type CM to USB 2.0 AM
Braided Cable +AL Shell(Gray)



USB 3.1 Type CM to USB 2.0 AM
Braided Cable +AL Shell(Golden)



USB 3.1 Type CM to USB 3.0 AF
AL Shell (Silver)



USB 3.1 Type CM to USB 3.0 AF
AL Shell (Gray)



USB 3.1 Type CM to USB 3.0 AF
AL Shell (Golden)

USB 3.1 Adapter



USB 3.1 Type CM to VGA Adapter
AL Shell(Silver)



USB 3.1 Type CM to VGA Adapter
AL Shell(Golden)



USB 3.1 Type CM to USB AF and RJ45



USB 3.1 Type CM to HDMI AF Adapter
AL Shell(Silver)



USB 3.1 Type CM to HDMI AF Adapter
AL Shell(Golden)



USB 3.1 Type CM to DP Female Adapter

USB 3.0 Cable Assemblies



AM – AM



AM – BM



AM - AF



AM – MicroBM



Micro AM - Micro BM



BM – MicroAM

USB 2.0 Cable Assemblies



A male to Micro B male



A male to B male



A male to Mini B male



A male to A female

Apple Lightning Cable Assemblies

- Compatible with all models with a Lightning connector
- Compatible with devices using ios 10



Lightning to USB Cable Assembly



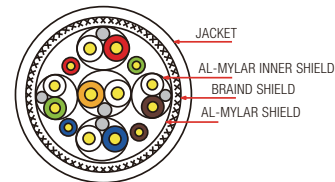
Lightning to USB-C Cable Assembly



Lightning to Headphone Jack Adapter

High Speed HDMI Cable Assemblies

HDMI 2.0, which is backwards compatible with earlier versions of the HDMI specifications, significantly increases bandwidth up to 18Gbps and adds key enhancements to support continuing market requirements for enhancing the consumer video and audio experience.



CROSS-SECTION OF HDMI CABLE



HDMI 2.0 AM TO AM




HDMI 1.4 AM TO CM




HDMI 1.4 AM TO DM

- Unicolor and bicolor molding appearance
- Humanized physical design makes it easy when inserting or extracting



High Speed HDMI Cable Assemblies

- Multi-color design options with high quality metal cases
- Gold plated connectors ensure precision signal transfer and corrosion resistance.



HDMI Plate & Adapters



ORDER INFORMATION

Product Number	Descriptions
UHD-HF19-DM19-G	HDMI Adapter HDMI Female 19pin to DVI Male 19pin, Gold Plating
UHD-HM19-DF25-G	HDMI Adapter HDMI Male 19pin to DVI Female 25pin, Gold Plating
UHD-HM19-HM19-G	HDMI Adapter HDMI Male 19pin to HDMI Male 19pin, Gold Plating
UHD-HM19-HF19-G	HDMI Adapter HDMI Male 19pin to HDMI C Female 19pin, Gold Plating
UHD-HF19-HF19-G	HDMI Adapter HDMI Female 19pin to HDMI Female 19pin, Gold Plating
YHC-HCS1-BK	Mini-HDMI(Type C) Male to HDMI Female Adapter, Straight Type, Au plating, black
YHC-HDS1-BK	Micro-HDMI(Type D) Male to HDMI Female Adapter, Straight Type, Au plating, black

FAKRA RF connectors are used as standard interfaces for automotive high-frequency applications, such as radio antennae, GPS telematics or navigation, GSM mobile communication, RF Bluetooth applications as well as radio frequency remote control for keyless entry and vehicle auxiliary heating.



Automotive Wire And Cable Assembly

Suitable for continuous flex applications in the cable tracks, robots, machine tools and automated equipment applications.

- > Cable tracks
- > Gantry robots
- > Pick and place units
- > Conveyor systems
- > Machine tools
- > Automated handling equipment
- > Continuous flexing applications



M12 to RJ45 Molding Type



M12 Male to M12 Female



M12 to RJ45 Metal Assembly Type



M12 to RJ45 Molding Type



RJ45 to RJ45 Waterproof



RJ45 to RJ45 Assembly Type



M12 Male to Male Assembly Type



M8 to 5PIN



M12 Female to D-SUB 15P Male



M12 Female to Terminal



M12 Female to OPEN

Certification Description



UL (Underwriters Laboratories) is a safety consulting and certification company headquartered in Northbrook, Illinois. It maintains offices in 46 countries. UL was established in 1894 and has participated in the safety analysis of many of the last century's new technologies, most notably the public adoption of electricity and the drafting of safety standards for electrical devices and components.



Intertek

Intertek is the industry leader with over 35,000 people in 1,000 locations in over 100 countries. Whether your business is local or global, they can ensure your products meet quality, health, environmental, safety, and social accountability standards for virtually any market around the world.



3P Third Party Testing is an independent testing laboratory serving the international cabling and electronic industries. Its main product is certification testing of components for communication cabling, i.e. cables, connecting hardware, patch cords, and permanent links and channels.



The MHL specification is an HD video and digital audio interface for connecting mobile phones and portable devices to HDTVs and other home entertainment products. It utilizes established connectors and features a single cable with a 5-pin interface, supports 1080p HD video and digital audio and simultaneously provides power to the mobile device. It also enables the TV remote to control the mobile phone and access its contents.



Universal Serial Bus (USB) connects more than computers and peripherals. It has the power to connect you with a whole new world of PC experiences. USB is your instant connection to the fun of digital photography or the limitless creative possibilities of digital imaging.

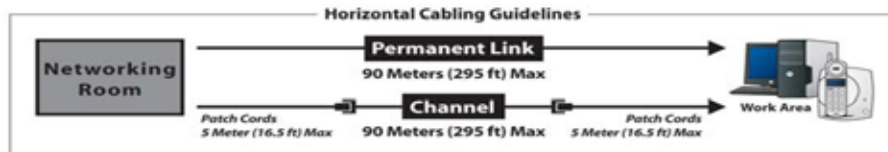


HDMI (High-Definition Multimedia Interface) is the first and only industry-supported, uncompressed, all-digital audio/video interface. By delivering crystal-clear, all-digital audio and video via a single cable, HDMI dramatically simplifies cabling and helps provide consumers with the highest-quality home theater experience.

TIA Standard - Horizontal Cable Transmission Performance

Category	NEXT				Return Loss				Attenuation				PSNEXT				Delay Skew			
Frequency / MHz	dB/100m min				dB/100m min				dB/100m max				dB/100m min				ns/100m max			
	5E	6	6A	7	5E	6	6A	7	5E	6	6A	7	5E	6	6A	7	5E	6	6A	7
1.00	65.3	74.3	74.3	74.3	20.0	20.0	20.0	20.0	2.0	2.0	2.1	2.1	62.3	72.3	72.3	72.3	45	45	45	45
4.00	56.3	65.3	65.3	65.3	23.0	23.0	23.0	23.0	4.1	3.8	3.8	3.8	53.3	63.3	63.3	63.3				
8.00	51.8	60.8	60.8	60.8	24.5	24.5	24.5	24.5	5.8	5.3	5.3	5.3	48.8	58.8	58.8	58.8				
10.00	50.3	59.3	59.3	59.3	25.0	25.0	25.0	25.0	6.5	6.0	5.9	5.9	47.3	57.3	57.3	57.3				
16.00	47.2	56.2	56.2	56.2	25.0	25.0	25.0	25.0	8.2	7.6	7.5	7.5	44.2	54.2	54.2	54.2				
20.00	45.8	54.8	54.8	54.8	25.0	25.0	25.0	25.0	9.3	8.5	8.4	8.4	42.8	52.8	52.8	52.8				
25.00	44.3	53.3	53.3	53.3	24.3	24.3	24.3	24.3	10.4	9.5	9.4	9.4	41.3	51.3	51.3	51.3				
31.25	42.9	51.9	51.9	51.9	23.6	23.6	23.6	23.6	11.7	10.7	10.5	10.5	39.9	49.9	49.9	49.9				
62.50	38.4	47.4	47.4	47.4	21.5	21.5	21.5	21.5	17.0	15.4	15.0	15.0	35.4	45.4	45.4	45.4				
100.00	35.3	44.3	44.3	44.3	20.1	20.1	20.1	20.1	22.0	19.8	19.1	19.1	32.3	42.3	42.3	42.3				
200.00		39.8	39.8	39.8		18.0	18.0	18.0		29.0	27.6	27.6		37.8	37.8	37.8				
250.00		38.3	38.3	38.3		17.3	17.3	17.3		32.8	31.1	31.1		36.3	36.3	36.3				
300.00			37.1	37.1			16.8	16.8			34.3	34.3			35.1	35.1				
400.00			35.3	35.3			15.9	15.9			40.1	40.1			33.3	33.3				
500.00			33.8	33.8			15.2	15.2			45.3	45.3			31.8	31.8				
600.00				32.6				14.7				50.1				30.6				

Transmission Performance



Permanent Link

The permanent link is the transmission path of an installed cabling subsystem including the connecting hardware at the ends of the installed cable. In the horizontal cabling subsystem, the permanent link consists of the telecommunications outlet, the horizontal cable, an optional CP and the termination of the horizontal cable at the floor distributor. The permanent link includes the connections at the ends of the installed cabling.


ISO/IEC 11801	ANSI/TIA-568-C.2	Frequency(MHz)	Application
Class C	Category 3	16MHz	802.3-10BASE-T
Class D	Category 5	100MHz	1000 BASE-T
Class D+	Category 5E	100MHz	1000 BASE-T
Class E	Category 6	250MHz	1000 BASE-TX
Class EA	Category 6A	500MHz	10G BASE-TX
Class F	Category 7	500MHz	10G BASE-TX

Channel Link

The channel is the transmission path between equipment such as a LAN switch/hub and the terminal equipment. A typical channel would consist of the horizontal subsystem together with work area and equipment cords. For longer reach services the channel would be formed by the connection of two or more subsystems (including work area and equipment cords). The performance of the channel excludes the connections at the application-specific equipment.

Installment Instruction

Standard Unshielded Keystone Jack



1. Stripping off 1 inch (2.5cm) of jacket from end.



3. The extra wires have to be cut after punching down the wire pairs.



2. Placing the keystone jack on the fixture and setting the wire pairs on IDC according to the wiring configuration A or B.




4. Putting on the cover.

Installment Instruction


Standard Unshielded Patch Panel




1. Stripping off 1.5 inch(3.8cm) of jacket from end.



2. Placing the keystone jack on the fixture and setting the wire pairs on IDC according to the wiring configuration A or B.



3. Punching down the wire pairs with hand tool.



4. the extra cable.. Tie the cables up with cable ties and cut.

Installment Instruction

Standard Unshielded Patch Cord



1. Strip off cable jacket to expose approximately 0.75" of the wires.



2. Ensure that the wires are laid in the correct order according to your desired wiring configuration.



3. Insert wires into the cavity shown. This allows you to straighten and cut off wires neatly.



4. Crimp the wire use the tool.

Acronyms & Abbreviations

lx Lux
LEC Local exchange carrier
LED Light emitting diode
m Meter
Mb/s Megabits per second
MHz Megahertz
mm Millimeter
MC Main cross-connect
NEMA National Electrical Manufacturers Association
NEXT Near-end crosstalk
NFPA National Fire Protection Association
PBX Private branch exchange
PVC Polyvinyl chloride
RF Radio frequency
RMS Rack mount space
SC Subscriber connector
ScTP Screened twisted-pair

STP Shielded twisted-pair
TC Telecommunications closet
TIA Telecommunications Industry Association
TO Telecommunications Outlet
TP Transition point
TSB Telecommunication System Bulletin (TSB40-A)and(TSB67)
UL Underwriters Laboratories
UPS Uninterruptible power supply
UTP Unshielded twisted-pair
Vrms Volts root mean square
WA Work area
X Cross-connect
μm Micron or micrometer
Ω Ohm
m Nanometer

Contact us

Headquarter

Address: NO.12-9, 130 Lane, Section 2, Chung Shan E. Road, Hsinwu, Taoyuan 327, Taiwan
Tel: +886-3-477-8846
Fax: +886-3-477-9210
E-mail: wallis@cables.com.tw

Dongguan Factory

YFC-BonEagle ELECTRONIC TECH CO., LTD.
Address: Chungkuo Industrial District, Shi Jie, Dongguan, Guangdong, China
Tel: +86-769-81837666 Fax: +86-769-86631940
E-mail: joey6486@yfc-china.com Zip: 523299

Wuxi Factory

Wuxi Universal Network Corporation
Address: NO.315 North Youyi Road Xishan Development Zone, Wuxi, Jiangsu, China
Tel: +86-510-83778688 Fax: +86-510-88265690
E-mail: spencer_cai@wxgf.com Zip: 214101

Taipei Office

Address: 10F.-2, No.81, Sec. 1, Xintai 5th Rd., Xizhi Dist., New Taipei City 221, Taiwan (R.O.C.)
Tel: +886-2-8698 4050 Fax: +886-2-8698 4055
E-mail: wallis@cables.com.tw

USA Office

Address: 2nd FL, 280 Machlin Court, City of Industry, CA 91789
Tel: +1-909-718-5275 Fax: +1- 909-348-5845
E-mail: jackchen@cables.com.tw

Japanese Office

Address: 302 3F Chuo Dai 6 Kannai Bldg No. 2-1, Furo cho 1-chome, Naka-ku, Yokohama 231-0032 Japan
Tel: 045-228-7512 Fax: 045-228-7423
E-mail: jack.lee@cables.com.tw