

Company Registration No. 01311589 (England and Wales)

BROADWAYS STAMPINGS LIMITED AND IT'S SUBSIDIARY
ANNUAL REPORT AND FINANCIAL STATEMENTS
FOR THE YEAR ENDED 30 APRIL 2018



BROADWAYS STAMPINGS LIMITED AND IT'S SUBSIDIARY

COMPANY INFORMATION

Directors	Mr G Williams Mrs E Williams Mr M A Abrahams Mr J Williams Mr B J Ridgway Mr M D Asque
Secretary	Mrs E Williams
Company number	01311589
Registered office	Second Avenue Denbigh West Industrial Estate Bletchley Milton Keynes Bucks MK1 1DT
Auditor	Keens Shay Keens MK LLP Chartered Accountants & Statutory Auditor Sovereign Court 230 Upper Fifth Street Central Milton Keynes MK9 2HR

BROADWAYS STAMPINGS LIMITED AND IT'S SUBSIDIARY

CONTENTS

	Page
Strategic report	1
Directors' report	2 - 3
Independent auditor's report	4 - 6
Statement of comprehensive income	7
Group statement of financial position	8
Company statement of financial position	9
Group statement of changes in equity	10
Company statement of changes in equity	11
Group statement of cash flows	12
Company statement of cash flows	13
Notes to the financial statements	14 - 33

BROADWAYS STAMPINGS LIMITED AND ITS SUBSIDIARY

STRATEGIC REPORT

FOR THE YEAR ENDED 30 APRIL 2018

The directors present the strategic report for the year ended 30 April 2018.

Fair review of the business

The principal activity of the company continued to be that of metal pressings and welding assemblies. The principle activity of its subsidiary, Dyson Diecastings continues to be high pressure diecasting of aluminium and zinc parts

The turnover of the group increased to £28.7m (£23.5m 2017) The cost of sales % decreased during the year to 83.9% (2017: 84.7%), this modest decrease reflects the tight labour controls employed by the group during the year.

The turnover of the subsidiary Dyson Diecastings increased to £7m (£4.7m 10months 2017). The growth reflects the work carried out by the new management team to retain and grow existing customers and the addition of new customers. The directors have invested in new plant to support the growing activities of the company. Administrative expenses have increased significantly in the year to 27% of turnover (21% 2017). This increase reflects the investment in roles to support the anticipated growth.

The operating profit for the group remains similar to that of 2017 at £440k (£444k 2017).

The directors continue to undertake significant levels of investment in both businesses with new plant and equipment planned for the coming year. The directors are also strengthening the management and technical teams with a number of roles now being shared across the group.

The principle risks considered by the directors are Market, Liquidity, Business and Credit risk. Brexit is also a risk factor being considered by the directors.

Exposure to market risk is managed by employing various hedging activities.


Exposure to liquidity risk is managed by employing a number of activities including regular business forecasts and stand by banking facilities.

Exposure to business risk is managed by maintaining a close working relationship with our current customer base and actively seeking out new customers.

Exposure to credit risk is managed by carrying out regular reviews of our larger customer's financial security.

The directors are planning for the various Brexit scenarios. They are in discussion with customers and suppliers to ensure risk is minimised.

On behalf of the board



Mr G Williams

Director

29/01/2019

BROADWAYS STAMPINGS LIMITED AND IT'S SUBSIDIARY

DIRECTORS' REPORT FOR THE YEAR ENDED 30 APRIL 2018

The directors present their annual report and financial statements for the year ended 30 April 2018.

Principal activities

The principal activity of the company and group continued to be that of metal pressings and welding assemblies and of manufacturing high pressure diecasting of aluminium and zinc parts, these are supplied in to a number of blue chip customers across a number of industries including Automotive, Office Furniture and Electronics.

Directors

The directors who held office during the year and up to the date of signature of the financial statements were as follows:

Mr G Williams
Mrs E Williams
Mr M A Abrahams
Mr J Williams
Mr B J Ridgway
Mr M D Asque

Results and dividends

The results for the year are set out on page 7.

Ordinary dividends were paid amounting to £143,112. The directors do not recommend payment of a further dividend.

Auditor

In accordance with the company's articles, a resolution proposing that be reappointed as auditor of the group will be put at a General Meeting.

BROADWAYS STAMPINGS LIMITED AND ITS SUBSIDIARY

DIRECTORS' REPORT (CONTINUED) FOR THE YEAR ENDED 30 APRIL 2018

Statement of directors' responsibilities

The directors are responsible for preparing the Annual Report and the financial statements in accordance with applicable law and regulations.

Company law requires the directors to prepare financial statements for each financial year. Under that law the directors have elected to prepare the financial statements in accordance with United Kingdom Generally Accepted Accounting Practice (United Kingdom Accounting Standards and applicable law). Under company law the directors must not approve the financial statements unless they are satisfied that they give a true and fair view of the state of affairs of the group and company, and of the profit or loss of the group for that period. In preparing these financial statements, the directors are required to:


- select suitable accounting policies and then apply them consistently;
- make judgements and accounting estimates that are reasonable and prudent;
- state whether applicable UK Accounting Standards have been followed, subject to any material departures disclosed and explained in the financial statements;
- prepare the financial statements on the going concern basis unless it is inappropriate to presume that the group and company will continue in business.

The directors are responsible for keeping adequate accounting records that are sufficient to show and explain the group's and company's transactions and disclose with reasonable accuracy at any time the financial position of the group and company and enable them to ensure that the financial statements comply with the Companies Act 2006. They are also responsible for safeguarding the assets of the group and company and hence for taking reasonable steps for the prevention and detection of fraud and other irregularities.

Statement of disclosure to auditor

So far as each person who was a director at the date of approving this report is aware, there is no relevant audit information of which the auditor of the company is unaware. Additionally, the directors individually have taken all the necessary steps that they ought to have taken as directors in order to make themselves aware of all relevant audit information and to establish that the auditor of the company is aware of that information.

On behalf of the board



Mr G Williams

Director

Date: 29/01/2019

BROADWAYS STAMPINGS LIMITED AND ITS SUBSIDIARY

INDEPENDENT AUDITOR'S REPORT

TO THE MEMBERS OF BROADWAYS STAMPINGS LIMITED AND ITS SUBSIDIARY

Opinion

We have audited the financial statements of Broadways Stampings Limited and Its Subsidiary (the 'parent company') and its subsidiaries (the 'group') for the year ended 30 April 2018 which comprise the group statement of comprehensive income, the group statement of financial position, the company statement of financial position, the group statement of changes in equity, the company statement of changes in equity, the group statement of cash flows, the company statement of cash flows and notes to the financial statements, including a summary of significant accounting policies. The financial reporting framework that has been applied in their preparation is applicable law and United Kingdom Accounting Standards, including FRS 102 *The Financial Reporting Standard applicable in the UK and Republic of Ireland* (United Kingdom Generally Accepted Accounting Practice).

In our opinion the financial statements:

- give a true and fair view of the state of the group's and the parent company's affairs as at 30 April 2018 and of the group's profit for the year then ended;
- have been properly prepared in accordance with United Kingdom Generally Accepted Accounting Practice; and
- have been prepared in accordance with the requirements of the Companies Act 2006.

Basis for opinion

We conducted our audit in accordance with International Standards on Auditing (UK) (ISAs (UK)) and applicable law. Our responsibilities under those standards are further described in the Auditor's *responsibilities for the audit of the financial statements* section of our report. We are independent of the company in accordance with the ethical requirements that are relevant to our audit of the financial statements in the UK, including the FRC's Ethical Standard, and we have fulfilled our other ethical responsibilities in accordance with these requirements. We believe that the audit evidence we have obtained is sufficient and appropriate to provide a basis for our opinion.

Conclusions relating to going concern

We have nothing to report in respect of the following matters in relation to which the ISAs (UK) require us to report to you where:

- the directors' use of the going concern basis of accounting in the preparation of the financial statements is not appropriate; or
- the directors have not disclosed in the financial statements any identified material uncertainties that may cast significant doubt about the group's or the parent company's ability to continue to adopt the going concern basis of accounting for a period of at least twelve months from the date when the financial statements are authorised for issue.

BROADWAYS STAMPINGS LIMITED AND IT'S SUBSIDIARY

INDEPENDENT AUDITOR'S REPORT (CONTINUED)

TO THE MEMBERS OF BROADWAYS STAMPINGS LIMITED AND IT'S SUBSIDIARY

Other information

The directors are responsible for the other information. The other information comprises the information included in the annual report, other than the financial statements and our auditor's report thereon. Our opinion on the financial statements does not cover the other information and, except to the extent otherwise explicitly stated in our report, we do not express any form of assurance conclusion thereon.

In connection with our audit of the financial statements, our responsibility is to read the other information and, in doing so, consider whether the other information is materially inconsistent with the financial statements or our knowledge obtained in the audit or otherwise appears to be materially misstated. If we identify such material inconsistencies or apparent material misstatements, we are required to determine whether there is a material misstatement in the financial statements or a material misstatement of the other information. If, based on the work we have performed, we conclude that there is a material misstatement of this other information, we are required to report that fact.

We have nothing to report in this regard.

Opinions on other matters prescribed by the Companies Act 2006

In our opinion, based on the work undertaken in the course of our audit:

- the information given in the strategic report and the directors' report for the financial year for which the financial statements are prepared is consistent with the financial statements; and
- the strategic report and the directors' report have been prepared in accordance with applicable legal requirements.

Matters on which we are required to report by exception

In the light of the knowledge and understanding of the group and the parent company and its environment obtained in the course of the audit, we have not identified material misstatements in the strategic report and the directors' report.

We have nothing to report in respect of the following matters where the Companies Act 2006 requires us to report to you if, in our opinion:

- adequate accounting records have not been kept by the parent company, or returns adequate for our audit have not been received from branches not visited by us; or
- the parent company financial statements are not in agreement with the accounting records and returns; or
- certain disclosures of directors' remuneration specified by law are not made; or
- we have not received all the information and explanations we require for our audit.

Responsibilities of directors

As explained more fully in the directors' responsibilities statement, the directors are responsible for the preparation of the financial statements and for being satisfied that they give a true and fair view, and for such internal control as the directors determine is necessary to enable the preparation of financial statements that are free from material misstatement, whether due to fraud or error.

In preparing the financial statements, the directors are responsible for assessing the group's and the parent company's ability to continue as a going concern, disclosing, as applicable, matters related to going concern and using the going concern basis of accounting unless the directors either intend to liquidate the group or the parent company or to cease operations, or have no realistic alternative but to do so.

BROADWAYS STAMPINGS LIMITED AND ITS SUBSIDIARY

INDEPENDENT AUDITOR'S REPORT (CONTINUED)

TO THE MEMBERS OF BROADWAYS STAMPINGS LIMITED AND ITS SUBSIDIARY


Auditor's responsibilities for the audit of the financial statements

Our objectives are to obtain reasonable assurance about whether the financial statements as a whole are free from material misstatement, whether due to fraud or error, and to issue an auditor's report that includes our opinion. Reasonable assurance is a high level of assurance, but is not a guarantee that an audit conducted in accordance with ISAs (UK) will always detect a material misstatement when it exists. Misstatements can arise from fraud or error and are considered material if, individually or in the aggregate, they could reasonably be expected to influence the economic decisions of users taken on the basis of these financial statements.

A further description of our responsibilities for the audit of the financial statements is located on the Financial Reporting Council's website at: <http://www.frc.org.uk/auditorsresponsibilities>. This description forms part of our auditor's report.

Use of our report

This report is made solely to the company's members, as a body, in accordance with Chapter 3 of Part 16 of the Companies Act 2006. Our audit work has been undertaken so that we might state to the company's members those matters we are required to state to them in an auditor's report and for no other purpose. To the fullest extent permitted by law, we do not accept or assume responsibility to anyone other than the company and the company's members as a body, for our audit work, for this report, or for the opinions we have formed.



Simon Gill FCCA (Senior Statutory Auditor)
for and on behalf of Keens Shay Keens MK LLP

29/01/2019

Chartered Accountants
Statutory Auditor

BROADWAYS STAMPINGS LIMITED AND ITS SUBSIDIARY

GROUP STATEMENT OF COMPREHENSIVE INCOME

FOR THE YEAR ENDED 30 APRIL 2018

	Notes	2018 £	2017 £
Turnover	3	28,693,696	23,527,012
Cost of sales		(24,687,910)	(19,925,314)
Gross profit		4,005,786	3,601,698
Distribution costs		(131,685)	(122,688)
Administrative expenses		(3,349,393)	(2,954,521)
Operating profit	4	524,708	524,489
Interest receivable and similar income	8	-	239
Interest payable and similar expenses	9	(84,264)	(80,519)
Profit before taxation		440,444	444,209
Tax on profit	10	(254,505)	(128,438)
Profit for the financial year	26	185,939	315,771
Other comprehensive income			
Revaluation of tangible fixed assets		-	291,429
Total comprehensive income for the year		185,939	607,200

Profit for the financial year is all attributable to the owners of the parent company.

Total comprehensive income for the year is all attributable to the owners of the parent company.

The Income Statement has been prepared on the basis that all operations are continuing operations.


BROADWAYS STAMPINGS LIMITED AND ITS SUBSIDIARY

GROUP STATEMENT OF FINANCIAL POSITION

AS AT 30 APRIL 2018

	Notes	2018		2017	
		£	£	£	£
Fixed assets					
Goodwill	12		199,833		222,037
Tangible assets	13		10,506,452		9,911,310
			<u>10,706,285</u>		<u>10,133,347</u>
Current assets					
Stocks	17	2,978,793		2,124,247	
Debtors	18	7,709,280		6,519,454	
Cash at bank and in hand		195,660		722,013	
		<u>10,883,733</u>		<u>9,365,714</u>	
Creditors: amounts falling due within one year	19	<u>(8,352,849)</u>		<u>(7,063,124)</u>	
Net current assets			<u>2,530,884</u>		<u>2,302,590</u>
Total assets less current liabilities			<u>13,237,169</u>		<u>12,435,937</u>
Creditors: amounts falling due after more than one year	20		(5,493,077)		(4,922,413)
Provisions for liabilities	23		<u>(761,095)</u>		<u>(573,354)</u>
Net assets			<u>6,982,997</u>		<u>6,940,170</u>
Capital and reserves					
Called up share capital	25		10,470		10,470
Share premium account	26		991		991
Revaluation reserve	26		291,429		291,429
Profit and loss reserves	26		6,680,107		6,637,280
			<u>6,982,997</u>		<u>6,940,170</u>
Total equity			<u>6,982,997</u>		<u>6,940,170</u>

The financial statements were approved by the board of directors and authorised for issue on 29/01/2019 and are signed on its behalf by:



 Mr G Williams
 Director

Company Registration No. 01311589

BROADWAYS STAMPINGS LIMITED AND ITS SUBSIDIARY


COMPANY STATEMENT OF FINANCIAL POSITION

AS AT 30 APRIL 2018

	Notes	2018		2017	
		£	£	£	£
Fixed assets					
Tangible assets	13	6,906,295		6,446,713	
Investments	14		1		1
		<u>6,906,296</u>		<u>6,446,714</u>	
Current assets					
Stocks	17	1,771,614		1,346,265	
Debtors	18	5,788,034		5,670,862	
Cash at bank and in hand		195,633		207,856	
		<u>7,755,281</u>		<u>7,224,983</u>	
Creditors: amounts falling due within one year	19	<u>(5,879,104)</u>		<u>(5,630,106)</u>	
Net current assets		<u>1,876,177</u>		<u>1,594,877</u>	
Total assets less current liabilities		<u>8,782,473</u>		<u>8,041,591</u>	
Creditors: amounts falling due after more than one year	20	(1,012,732)		(475,496)	
Provisions for liabilities	23	<u>(759,625)</u>		<u>(573,354)</u>	
Net assets		<u>7,010,116</u>		<u>6,992,741</u>	
Capital and reserves					
Called up share capital	25	10,470		10,470	
Share premium account	26	991		991	
Revaluation reserve	26	291,429		291,429	
Profit and loss reserves	26	6,707,226		6,689,851	
Total equity		<u>7,010,116</u>		<u>6,992,741</u>	

As permitted by s408 Companies Act 2006, the company has not presented its own profit and loss account and related notes. The company's profit for the year was £160,487 (2017 - £368,342 profit).

The financial statements were approved by the board of directors and authorised for issue on 29/01/2019 and are signed on its behalf by:



 Mr G Williams
 Director

Company Registration No. 01311589

BROADWAYS STAMPINGS LIMITED AND IT'S SUBSIDIARY

GROUP STATEMENT OF CHANGES IN EQUITY FOR THE YEAR ENDED 30 APRIL 2018

	Notes	Share capital £	Share premium account £	Revaluation reserve £	Profit and loss reserves £	Total £
Balance at 1 May 2016		10,470	991	-	6,452,695	6,464,156
Year ended 30 April 2017:						
Profit for the year		-	-	-	315,771	315,771
Other comprehensive income:						
Revaluation of tangible fixed assets		-	-	291,429	-	291,429
Total comprehensive income for the year		-	-	291,429	315,771	607,200
Dividends	11	-	-	-	(131,186)	(131,186)
Balance at 30 April 2017		10,470	991	291,429	6,637,280	6,940,170
Year ended 30 April 2018:						
Profit and total comprehensive income for the year		-	-	-	185,939	185,939
Dividends	11	-	-	-	(143,112)	(143,112)
Balance at 30 April 2018		10,470	991	291,429	6,680,107	6,982,997

BROADWAYS STAMPINGS LIMITED AND IT'S SUBSIDIARY

COMPANY STATEMENT OF CHANGES IN EQUITY

FOR THE YEAR ENDED 30 APRIL 2018

	Notes	Share capital £	Share premium account £	Revaluation reserve £	Profit and loss reserves £	Total £
Balance at 1 May 2016		10,470	991	-	6,452,695	6,464,156
Year ended 30 April 2017:						
Profit for the year		-	-	-	368,342	368,342
Other comprehensive income:						
Revaluation of tangible fixed assets		-	-	291,429	-	291,429
Total comprehensive income for the year		-	-	291,429	368,342	659,771
Dividends	11	-	-	-	(131,186)	(131,186)
Balance at 30 April 2017		10,470	991	291,429	6,689,851	6,992,741
Year ended 30 April 2018:						
Profit and total comprehensive income for the year		-	-	-	160,487	160,487
Dividends	11	-	-	-	(143,112)	(143,112)
Balance at 30 April 2018		10,470	991	291,429	6,707,226	7,010,116

BROADWAYS STAMPINGS LIMITED AND IT'S SUBSIDIARY

GROUP STATEMENT OF CASH FLOWS FOR THE YEAR ENDED 30 APRIL 2018

	Notes	2018		2017	
		£	£	£	£
Cash flows from operating activities					
Cash (absorbed by)/generated from operations	32		(297,172)		1,641,250
Interest paid			(84,264)		(80,519)
Income taxes paid			-		(70,839)
Net cash (outflow)/inflow from operating activities			(381,436)		1,489,892
Investing activities					
Purchase of intangible assets		-		(246,813)	
Purchase of tangible fixed assets		(1,366,637)		(5,235,411)	
Proceeds on disposal of tangible fixed assets		28,000		15,000	
Proceeds from other investments and loans		(1,281)		-	
Interest received		-		239	
Net cash used in investing activities			(1,339,918)		(5,466,985)
Financing activities					
Repayment of bank loans		(70,516)		3,877,288	
Payment of finance leases obligations		707,850		(114,512)	
Dividends paid to equity shareholders		(143,112)		(131,186)	
Net cash generated from financing activities			494,222		3,631,590
Net decrease in cash and cash equivalents			(1,227,132)		(345,503)
Cash and cash equivalents at beginning of year			148,050		493,553
Cash and cash equivalents at end of year			(1,079,082)		148,050
Relating to:					
Cash at bank and in hand			195,660		722,013
Bank overdrafts included in creditors payable within one year			(1,274,742)		(573,963)

BROADWAYS STAMPINGS LIMITED AND IT'S SUBSIDIARY

COMPANY STATEMENT OF CASH FLOWS FOR THE YEAR ENDED 30 APRIL 2018

	Notes	2018 £	£	2017 £	£
Cash flows from operating activities					
Cash generated from operations	33	586,713		1,134,793	
Interest paid		(29,234)		(21,077)	
Income taxes paid		-		(70,839)	
Net cash inflow from operating activities		<u>557,479</u>		<u>1,042,877</u>	
Investing activities					
Purchase of tangible fixed assets		(1,098,010)		(1,672,077)	
Proceeds on disposal of tangible fixed assets		28,000		15,000	
Proceeds on disposal of subsidiaries		-		(1)	
Proceeds from other investments and loans		(1,281)		-	
Interest received		-		239	
Net cash used in investing activities		<u>(1,071,291)</u>		<u>(1,656,839)</u>	
Financing activities					
Payment of finance leases obligations		707,850		(114,512)	
Dividends paid to equity shareholders		(143,112)		(131,186)	
Net cash generated from/(used in) financing activities		<u>564,738</u>		<u>(245,698)</u>	
Net increase/(decrease) in cash and cash equivalents		<u>50,926</u>		<u>(859,660)</u>	
Cash and cash equivalents at beginning of year		(366,107)		493,553	
Cash and cash equivalents at end of year		<u><u>(315,181)</u></u>		<u><u>(366,107)</u></u>	
Relating to:					
Cash at bank and in hand		195,633		207,856	
Bank overdrafts included in creditors payable within one year		(510,814)		(573,963)	

BROADWAYS STAMPINGS LIMITED AND IT'S SUBSIDIARY

NOTES TO THE FINANCIAL STATEMENTS

FOR THE YEAR ENDED 30 APRIL 2018

1 Accounting policies

Company information

Broadways Stampings Limited and its Subsidiary ("the company") is a private limited company domiciled and incorporated in England and Wales. The registered office is Second Avenue, Denbigh West Industrial Estate, Bletchley, Milton Keynes, Bucks, MK1 1DT. The Group consists of Broadways Stampings Limited and its Subsidiary.

1.1 Accounting convention

These financial statements have been prepared in accordance with FRS 102 "The Financial Reporting Standard applicable in the UK and Republic of Ireland" ("FRS 102") and the requirements of the Companies Act 2006.

The financial statements are prepared in sterling, which is the functional currency of the company. Monetary amounts in these financial statements are rounded to the nearest £.

The financial statements have been prepared under the historical cost convention, modified to include the revaluation of freehold properties and to include investment properties and certain financial instruments at fair value. The principal accounting policies adopted are set out below.

1.2 Basis of consolidation

In the parent company financial statements, the cost of a business combination is the fair value at the acquisition date of the assets given, equity instruments issued and liabilities incurred or assumed, plus costs directly attributable to the business combination. The excess of the cost of a business combination over the fair value of the identifiable assets, liabilities and contingent liabilities acquired is recognised as goodwill. The cost of the combination includes the estimated amount of contingent consideration that is probable and can be measured reliably, and is adjusted for changes in contingent consideration after the acquisition date. Provisional fair values recognised for business combinations in previous periods are adjusted retrospectively for final fair values determined in the 12 months following the acquisition date. Investments in subsidiaries, joint ventures and associates are accounted for at cost less impairment.

Deferred tax is recognised on differences between the value of assets (other than goodwill) and liabilities recognised in a business combination accounted for using the purchase method and the amounts that can be deducted or assessed for tax, considering the manner in which the carrying amount of the asset or liability is expected to be recovered or settled. The deferred tax recognised is adjusted against goodwill or negative goodwill.

The consolidated financial statements incorporate those of Broadways Stampings Limited and Its Subsidiary and all of its subsidiaries (ie entities that the group controls through its power to govern the financial and operating policies so as to obtain economic benefits). Subsidiaries acquired during the year are consolidated using the purchase method. Their results are incorporated from the date that control passes.

All financial statements are made up to 30 April 2018. Where necessary, adjustments are made to the financial statements of subsidiaries to bring the accounting policies used into line with those used by other members of the group.

All intra-group transactions, balances and unrealised gains on transactions between group companies are eliminated on consolidation. Unrealised losses are also eliminated unless the transaction provides evidence of an impairment of the asset transferred.

BROADWAYS STAMPINGS LIMITED AND IT'S SUBSIDIARY

NOTES TO THE FINANCIAL STATEMENTS (CONTINUED)

FOR THE YEAR ENDED 30 APRIL 2018

1 Accounting policies

(Continued)

1.3 Going concern

At the time of approving the financial statements, the directors have a reasonable expectation that the company has adequate resources to continue in operational existence for the foreseeable future. Thus the directors continue to adopt the going concern basis of accounting in preparing the financial statements.

1.4 Turnover

Turnover is recognised at the fair value of the consideration received or receivable for goods and services provided in the normal course of business, and is shown net of VAT and other sales related taxes. The fair value of consideration takes into account trade discounts, settlement discounts and volume rebates.

When cash inflows are deferred and represent a financing arrangement, the fair value of the consideration is the present value of the future receipts. The difference between the fair value of the consideration and the nominal amount received is recognised as interest income.

Revenue from the sale of goods is recognised when the significant risks and rewards of ownership of the goods have passed to the buyer (usually on dispatch of the goods), the amount of revenue can be measured reliably, it is probable that the economic benefits associated with the transaction will flow to the entity and the costs incurred or to be incurred in respect of the transaction can be measured reliably.

1.5 Intangible fixed assets - goodwill

Goodwill represents the excess of the cost of acquisition of a business over the fair value of net assets acquired. It is initially recognised as an asset at cost and is subsequently measured at cost less accumulated amortisation and accumulated impairment losses. Goodwill is considered to have a finite useful life and is amortised on a systematic basis over its expected life, which is 10 years.

For the purposes of impairment testing, goodwill is allocated to the cash-generating units expected to benefit from the acquisition. Cash-generating units to which goodwill has been allocated are tested for impairment at least annually, or more frequently when there is an indication that the unit may be impaired. If the recoverable amount of the cash-generating unit is less than the carrying amount of the unit, the impairment loss is allocated first to reduce the carrying amount of any goodwill allocated to the unit and then to the other assets of the unit pro-rata on the basis of the carrying amount of each asset in the unit.

1.6 Tangible fixed assets

Tangible fixed assets are initially measured at cost and subsequently measured at cost or valuation, net of depreciation and any impairment losses.

Depreciation is recognised so as to write off the cost or valuation of assets less their residual values over their useful lives on the following bases:

Freehold property	1% straight line
Plant and machinery	15% reducing balance and 20% straight line
Fixtures and fittings	25% reducing balance
Equipment	33% straight line
Motor vehicles	25% reducing balance

BROADWAYS STAMPINGS LIMITED AND IT'S SUBSIDIARY

NOTES TO THE FINANCIAL STATEMENTS (CONTINUED)

FOR THE YEAR ENDED 30 APRIL 2018

1 Accounting policies

(Continued)

The gain or loss arising on the disposal of an asset is determined as the difference between the sale proceeds and the carrying value of the asset, and is recognised in the income statement.

1.7 Fixed asset investments

Equity investments are measured at fair value through profit or loss, except for those equity investments that are not publicly traded and whose fair value cannot otherwise be measured reliably, which are recognised at cost less impairment until a reliable measure of fair value becomes available.

In the parent company financial statements, investments in subsidiaries, associates and jointly controlled entities are initially measured at cost and subsequently measured at cost less any accumulated impairment losses.

A subsidiary is an entity controlled by the group. Control is the power to govern the financial and operating policies of the entity so as to obtain benefits from its activities.

1.8 Impairment of fixed assets

At each reporting period end date, the group reviews the carrying amounts of its tangible and intangible assets to determine whether there is any indication that those assets have suffered an impairment loss. If any such indication exists, the recoverable amount of the asset is estimated in order to determine the extent of the impairment loss (if any). Where it is not possible to estimate the recoverable amount of an individual asset, the company estimates the recoverable amount of the cash-generating unit to which the asset belongs.

The carrying amount of the investments accounted for using the equity method is tested for impairment as a single asset. Any goodwill included in the carrying amount of the investment is not tested separately for impairment.

1.9 Stocks

Stocks are stated at the lower of cost and estimated selling price less costs to complete and sell. Cost comprises direct materials and, where applicable, direct labour costs and those overheads that have been incurred in bringing the stocks to their present location and condition.

Stocks held for distribution at no or nominal consideration are measured at the lower of replacement cost and cost, adjusted where applicable for any loss of service potential.

At each reporting date, an assessment is made for impairment. Any excess of the carrying amount of stocks over its estimated selling price less costs to complete and sell is recognised as an impairment loss in profit or loss. Reversals of impairment losses are also recognised in profit or loss.

1.10 Cash at bank and in hand

Cash at bank and in hand are basic financial assets and include cash in hand, deposits held at call with banks, other short-term liquid investments with original maturities of three months or less, and bank overdrafts. Bank overdrafts are shown within borrowings in current liabilities.

BROADWAYS STAMPINGS LIMITED AND IT'S SUBSIDIARY

NOTES TO THE FINANCIAL STATEMENTS (CONTINUED)

FOR THE YEAR ENDED 30 APRIL 2018

1 Accounting policies

(Continued)

1.11 Financial instruments

The group has elected to apply the provisions of Section 11 'Basic Financial Instruments' and Section 12 'Other Financial Instruments Issues' of FRS 102 to all of its financial instruments.

Financial instruments are recognised in the group's statement of financial position when the group becomes party to the contractual provisions of the instrument.

Financial assets and liabilities are offset and the net amounts presented in the financial statements when there is a legally enforceable right to set off the recognised amounts and there is an intention to settle on a net basis or to realise the asset and settle the liability simultaneously.

Basic financial assets

Basic financial assets, which include debtors and cash and bank balances, are initially measured at transaction price including transaction costs and are subsequently carried at amortised cost using the effective interest method unless the arrangement constitutes a financing transaction, where the transaction is measured at the present value of the future receipts discounted at a market rate of interest. Financial assets classified as receivable within one year are not amortised.

Other financial assets

Other financial assets, including investments in equity instruments which are not subsidiaries, associates or joint ventures, are initially measured at fair value, which is normally the transaction price. Such assets are subsequently carried at fair value and the changes in fair value are recognised in profit or loss, except that investments in equity instruments that are not publicly traded and whose fair values cannot be measured reliably are measured at cost less impairment.

Impairment of financial assets

Financial assets, other than those held at fair value through profit and loss, are assessed for indicators of impairment at each reporting end date.

Financial assets are impaired where there is objective evidence that, as a result of one or more events that occurred after the initial recognition of the financial asset, the estimated future cash flows have been affected. If an asset is impaired, the impairment loss is the difference between the carrying amount and the present value of the estimated cash flows discounted at the asset's original effective interest rate. The impairment loss is recognised in profit or loss.

If there is a decrease in the impairment loss arising from an event occurring after the impairment was recognised, the impairment is reversed. The reversal is such that the current carrying amount does not exceed what the carrying amount would have been, had the impairment not previously been recognised. The impairment reversal is recognised in profit or loss.

Derecognition of financial assets

Financial assets are derecognised only when the contractual rights to the cash flows from the asset expire or are settled, or when the group transfers the financial asset and substantially all the risks and rewards of ownership to another entity, or if some significant risks and rewards of ownership are retained but control of the asset has transferred to another party that is able to sell the asset in its entirety to an unrelated third party.

BROADWAYS STAMPINGS LIMITED AND ITS SUBSIDIARY

NOTES TO THE FINANCIAL STATEMENTS (CONTINUED)

FOR THE YEAR ENDED 30 APRIL 2018

1 Accounting policies

(Continued)

Classification of financial liabilities

Financial liabilities and equity instruments are classified according to the substance of the contractual arrangements entered into. An equity instrument is any contract that evidences a residual interest in the assets of the group after deducting all of its liabilities.

Basic financial liabilities, including creditors, bank loans, loans from fellow group companies and preference shares that are classified as debt, are initially recognised at transaction price unless the arrangement constitutes a financing transaction, where the debt instrument is measured at the present value of the future payments discounted at a market rate of interest. Financial liabilities classified as payable within one year are not amortised.

Debt instruments are subsequently carried at amortised cost, using the effective interest rate method.

Trade creditors are obligations to pay for goods or services that have been acquired in the ordinary course of business from suppliers. Amounts payable are classified as current liabilities if payment is due within one year or less. If not, they are presented as non-current liabilities. Trade creditors are recognised initially at transaction price and subsequently measured at amortised cost using the effective interest method.

Other financial liabilities

Derivatives, including interest rate swaps and forward foreign exchange contracts, are not basic financial instruments. Derivatives are initially recognised at fair value on the date a derivative contract is entered into and are subsequently re-measured at their fair value. Changes in the fair value of derivatives are recognised in profit or loss in finance costs or finance income as appropriate, unless hedge accounting is applied and the hedge is a cash flow hedge.

Debt instruments that do not meet the conditions in FRS 102 paragraph 11.9 are subsequently measured at fair value through profit or loss. Debt instruments may be designated as being measured at fair value through profit or loss to eliminate or reduce an accounting mismatch or if the instruments are measured and their performance evaluated on a fair value basis in accordance with a documented risk management or investment strategy.

Derecognition of financial liabilities

Financial liabilities are derecognised when the group's contractual obligations expire or are discharged or cancelled.

1.12 Equity instruments

Equity instruments issued by the group are recorded at the proceeds received, net of transaction costs. Dividends payable on equity instruments are recognised as liabilities once they are no longer at the discretion of the group.

1.13 Taxation

The tax expense represents the sum of the tax currently payable and deferred tax.

BROADWAYS STAMPINGS LIMITED AND ITS SUBSIDIARY

NOTES TO THE FINANCIAL STATEMENTS (CONTINUED)

FOR THE YEAR ENDED 30 APRIL 2018

1 Accounting policies

(Continued)

Current tax

The tax currently payable is based on taxable profit for the year. Taxable profit differs from net profit as reported in the income statement because it excludes items of income or expense that are taxable or deductible in other years and it further excludes items that are never taxable or deductible. The group's liability for current tax is calculated using tax rates that have been enacted or substantively enacted by the reporting end date.

Deferred tax

Deferred tax liabilities are generally recognised for all timing differences and deferred tax assets are recognised to the extent that it is probable that they will be recovered against the reversal of deferred tax liabilities or other future taxable profits. Such assets and liabilities are not recognised if the timing difference arises from goodwill or from the initial recognition of other assets and liabilities in a transaction that affects neither the tax profit nor the accounting profit.

The carrying amount of deferred tax assets is reviewed at each reporting end date and reduced to the extent that it is no longer probable that sufficient taxable profits will be available to allow all or part of the asset to be recovered. Deferred tax is calculated at the tax rates that are expected to apply in the period when the liability is settled or the asset is realised. Deferred tax is charged or credited in the income statement, except when it relates to items charged or credited directly to equity, in which case the deferred tax is also dealt with in equity. Deferred tax assets and liabilities are offset if, and only if, there is a legally enforceable right to offset current tax assets and liabilities and the deferred tax assets and liabilities relate to taxes levied by the same tax authority.

1.14 Employee benefits

The costs of short-term employee benefits are recognised as a liability and an expense, unless those costs are required to be recognised as part of the cost of stock or fixed assets.

The cost of any unused holiday entitlement is recognised in the period in which the employee's services are received.

Termination benefits are recognised immediately as an expense when the company is demonstrably committed to terminate the employment of an employee or to provide termination benefits.

1.15 Retirement benefits

Payments to defined contribution retirement benefit schemes are charged as an expense as they fall due.

1.16 Leases

Leases are classified as finance leases whenever the terms of the lease transfer substantially all the risks and rewards of ownership to the lessees. All other leases are classified as operating leases.

Assets held under finance leases are recognised as assets at the lower of the assets fair value at the date of inception and the present value of the minimum lease payments. The related liability is included in the statement of financial position as a finance lease obligation. Lease payments are treated as consisting of capital and interest elements. The interest is charged to the income statement so as to produce a constant periodic rate of interest on the remaining balance of the liability.

BROADWAYS STAMPINGS LIMITED AND IT'S SUBSIDIARY

NOTES TO THE FINANCIAL STATEMENTS (CONTINUED)

FOR THE YEAR ENDED 30 APRIL 2018

1 Accounting policies

(Continued)

1.17 Foreign exchange

Transactions in currencies other than pounds sterling are recorded at the rates of exchange prevailing at the dates of the transactions. At each reporting end date, monetary assets and liabilities that are denominated in foreign currencies are retranslated at the rates prevailing on the reporting end date. Gains and losses arising on translation are included in the income statement for the period.

2 Judgements and key sources of estimation uncertainty

In the application of the group's accounting policies, the directors are required to make judgements, estimates and assumptions about the carrying amount of assets and liabilities that are not readily apparent from other sources. The estimates and associated assumptions are based on historical experience and other factors that are considered to be relevant. Actual results may differ from these estimates.

The estimates and underlying assumptions are reviewed on an ongoing basis. Revisions to accounting estimates are recognised in the period in which the estimate is revised where the revision affects only that period, or in the period of the revision and future periods where the revision affects both current and future periods.

3 Turnover and other revenue

	2018	2017
	£	£
Turnover analysed by class of business		
Sale of goods	28,693,696	23,527,012
	<u>28,693,696</u>	<u>23,527,012</u>
	2018	2017
	£	£
Other significant revenue		
Interest income	-	239
	<u>-</u>	<u>239</u>
	2018	2017
	£	£
Turnover analysed by geographical market		
United Kingdom	28,410,544	19,919,279
Overseas	283,152	3,607,733
	<u>28,693,696</u>	<u>23,527,012</u>

BROADWAYS STAMPINGS LIMITED AND ITS SUBSIDIARY

NOTES TO THE FINANCIAL STATEMENTS (CONTINUED)

FOR THE YEAR ENDED 30 APRIL 2018

4 Operating profit

	2018	2017
	£	£
Operating profit for the year is stated after charging/(crediting):		
Exchange losses	112,013	132,912
Depreciation of owned tangible fixed assets	739,706	524,512
Loss/(profit) on disposal of tangible fixed assets	3,788	(15,000)
Amortisation of intangible assets	22,204	24,776
Cost of stocks recognised as an expense	16,651,934	13,075,484
	<u> </u>	<u> </u>

Exchange differences recognised in profit or loss during the year, except for those arising on financial instruments measured at fair value through profit or loss, amounted to £112,013 (2017 - £132,912).

5 Auditor's remuneration

	2018	2017
	£	£
Fees payable to the company's auditor and associates:		
For audit services		
Audit of the financial statements of the group and company	7,671	13,432
Audit of the financial statements of the company's subsidiaries	7,240	5,787
	<u> </u>	<u> </u>
	<u>14,911</u>	<u>19,219</u>

6 Employees

The average monthly number of persons (including directors) employed by the group and company during the year was:

	Group		Company	
	2018	2017	2018	2017
	Number	Number	Number	Number
Production Staff	157	154	96	91
Administration Staff	38	38	16	17
Management Staff	15	13	15	13
	<u> </u>	<u> </u>	<u> </u>	<u> </u>
	<u>210</u>	<u>205</u>	<u>127</u>	<u>121</u>

BROADWAYS STAMPINGS LIMITED AND IT'S SUBSIDIARY

NOTES TO THE FINANCIAL STATEMENTS (CONTINUED)

FOR THE YEAR ENDED 30 APRIL 2018

6 Employees (Continued)

Their aggregate remuneration comprised:

	Group 2018 £	2017 £	Company 2018 £	2017 £
Wages and salaries	5,534,037	4,505,312	2,955,123	2,860,254
Social security costs	457,188	386,039	286,374	263,738
Pension costs	84,771	61,599	37,372	16,519
	<u>6,075,996</u>	<u>4,952,950</u>	<u>3,278,869</u>	<u>3,140,511</u>

7 Directors' remuneration

	2018 £	2017 £
Remuneration for qualifying services	339,287	352,229
Company pension contributions to defined contribution schemes	6,844	2,299
	<u>346,131</u>	<u>354,528</u>

8 Interest receivable and similar income

	2018 £	2017 £
Interest income		
Interest on cash and cash equivalents	-	239
	<u>-</u>	<u>239</u>

Investment income includes the following:

Interest on financial assets not measured at fair value through profit or loss	-	239
	<u>-</u>	<u>239</u>

9 Interest payable and similar expenses

	2018 £	2017 £
Interest on financial liabilities measured at amortised cost:		
Interest on bank overdrafts and loans	55,030	59,442
Interest on finance leases and hire purchase contracts	29,234	20,829
Other interest on financial liabilities	-	248
	<u>84,264</u>	<u>80,519</u>

BROADWAYS STAMPINGS LIMITED AND IT'S SUBSIDIARY

NOTES TO THE FINANCIAL STATEMENTS (CONTINUED)

FOR THE YEAR ENDED 30 APRIL 2018

10 Taxation

	2018 £	2017 £
Current tax		
UK corporation tax on profits for the current period	66,764	49,789
Adjustments in respect of prior periods	-	(27,054)
	<u>66,764</u>	<u>22,735</u>
Deferred tax		
Origination and reversal of timing differences	187,741	105,703
	<u>187,741</u>	<u>105,703</u>
Total tax charge	<u>254,505</u>	<u>128,438</u>

The actual charge for the year can be reconciled to the expected charge based on the profit or loss and the standard rate of tax as follows:

	2018 £	2017 £
Profit before taxation	440,444	444,209
	<u>440,444</u>	<u>444,209</u>
Expected tax charge based on the standard rate of corporation tax in the UK of 19.00% (2017: 20.00%)	83,684	89,368
Tax effect of expenses that are not deductible in determining taxable profit	1,290	8,465
Unutilised tax losses carried forward	-	(468)
Effect of change in corporation tax rate	-	(439)
Depreciation on assets not qualifying for tax allowances	(18,930)	(47,663)
Prior year overprovision	-	(103,799)
Profit/loss on sale of asset	720	(1,378)
Deferred tax	187,741	211,406
	<u>-</u>	<u>(27,054)</u>
Taxation charge	<u>254,505</u>	<u>128,438</u>

11 Dividends

	2018 £	2017 £
Final paid	143,112	131,186
	<u>143,112</u>	<u>131,186</u>

BROADWAYS STAMPINGS LIMITED AND ITS SUBSIDIARY

NOTES TO THE FINANCIAL STATEMENTS (CONTINUED)

FOR THE YEAR ENDED 30 APRIL 2018

12 Intangible fixed assets

Group	Goodwill
	£
Cost	
At 1 May 2017 and 30 April 2018	246,813
	<hr/>
Amortisation and impairment	
At 1 May 2017	24,776
Amortisation charged for the year	22,204
	<hr/>
At 30 April 2018	46,980
	<hr/>
Carrying amount	
At 30 April 2018	199,833
	<hr/> <hr/>
At 30 April 2017	222,037
	<hr/> <hr/>

The company had no intangible fixed assets at 30 April 2018 or 30 April 2017.

BROADWAYS STAMPINGS LIMITED AND IT'S SUBSIDIARY

NOTES TO THE FINANCIAL STATEMENTS (CONTINUED)

FOR THE YEAR ENDED 30 APRIL 2018

13 Tangible fixed assets

Group	Freehold property	Plant and machinery	Fixtures and fittings	Equipment	Motor vehicles	Total
	£	£	£	£	£	£
Cost						
At 1 May 2017	5,874,554	8,933,390	281,547	-	37,468	15,126,959
Additions	255,658	1,038,650	65,333	6,996	-	1,366,637
Disposals	-	(98,996)	-	-	-	(98,996)
	<hr/>	<hr/>	<hr/>	<hr/>	<hr/>	<hr/>
At 30 April 2018	6,130,212	9,873,044	346,880	6,996	37,468	16,394,600
	<hr/>	<hr/>	<hr/>	<hr/>	<hr/>	<hr/>
Depreciation and impairment						
At 1 May 2017	305,695	4,628,854	254,491	-	26,610	5,215,650
Depreciation charged in the year	61,446	667,152	8,684	-	2,424	739,706
Eliminated in respect of disposals	-	(67,208)	-	-	-	(67,208)
	<hr/>	<hr/>	<hr/>	<hr/>	<hr/>	<hr/>
At 30 April 2018	367,141	5,228,798	263,175	-	29,034	5,888,148
	<hr/>	<hr/>	<hr/>	<hr/>	<hr/>	<hr/>
Carrying amount						
At 30 April 2018	5,763,071	4,644,246	83,705	6,996	8,434	10,506,452
	<hr/>	<hr/>	<hr/>	<hr/>	<hr/>	<hr/>
At 30 April 2017	5,568,859	4,304,537	27,057	-	10,857	9,911,310
	<hr/>	<hr/>	<hr/>	<hr/>	<hr/>	<hr/>

BROADWAYS STAMPINGS LIMITED AND ITS SUBSIDIARY

NOTES TO THE FINANCIAL STATEMENTS (CONTINUED)

FOR THE YEAR ENDED 30 APRIL 2018

Company	Freehold property £	Plant and machinery £	Fixtures and fittings £	Motor vehicles £	Total £
Cost					
At 1 May 2017	2,807,574	8,437,036	281,547	37,468	11,563,625
Additions	254,027	778,650	65,333	-	1,098,010
Disposals	-	(98,996)	-	-	(98,996)
At 30 April 2018	3,061,601	9,116,690	346,880	37,468	12,562,639
Depreciation and impairment					
At 1 May 2017	295,970	4,539,841	254,491	26,610	5,116,912
Depreciation charged in the year	28,711	566,821	8,684	2,424	606,640
Eliminated in respect of disposals	-	(67,208)	-	-	(67,208)
At 30 April 2018	324,681	5,039,454	263,175	29,034	5,656,344
Carrying amount					
At 30 April 2018	2,736,920	4,077,236	83,705	8,434	6,906,295
At 30 April 2017	2,511,604	3,897,195	27,057	10,857	6,446,713

14 Fixed asset investments

	Notes	Group 2018 £	2017 £	Company 2018 £	2017 £
Investments in subsidiaries	15	-	-	1	1

Movements in fixed asset investments

Company	Shares in group undertakings £
Cost or valuation	
At 1 May 2017 and 30 April 2018	1
Carrying amount	
At 30 April 2018	1
At 30 April 2017	1

BROADWAYS STAMPINGS LIMITED AND IT'S SUBSIDIARY

NOTES TO THE FINANCIAL STATEMENTS (CONTINUED)

FOR THE YEAR ENDED 30 APRIL 2018

15 Subsidiaries

Details of the company's subsidiaries at 30 April 2018 are as follows:

Name of undertaking	Registered office	Nature of business	Class of shares held	% Held	
				Direct	Indirect
Dyson Diecastings Limited	United Kingdom	Manufacturing	Subsidiary	100.00	

16 Financial instruments

	Group 2018 £	2017 £	Company 2018 £	2017 £
Carrying amount of financial assets				
Debt instruments measured at amortised cost	6,616,880	6,185,778	5,554,016	5,490,342
Carrying amount of financial liabilities				
Measured at amortised cost	13,605,712	11,563,685	6,720,466	5,792,906

17 Stocks

	Group 2018 £	2017 £	Company 2018 £	2017 £
Raw materials and consumables	2,978,793	2,124,247	1,771,614	1,346,265

18 Debtors

	Group 2018 £	2017 £	Company 2018 £	2017 £
Amounts falling due within one year:				
Trade debtors	6,595,332	6,185,675	5,211,319	5,041,277
Amounts owed by group undertakings	13,885	-	341,416	449,065
Other debtors	8,970	103	2,588	-
Prepayments and accrued income	1,091,093	333,676	232,711	180,520
	7,709,280	6,519,454	5,788,034	5,670,862

BROADWAYS STAMPINGS LIMITED AND ITS SUBSIDIARY

NOTES TO THE FINANCIAL STATEMENTS (CONTINUED)

FOR THE YEAR ENDED 30 APRIL 2018

19 Creditors: amounts falling due within one year

	Notes	Group 2018 £	2017 £	Company 2018 £	2017 £
Bank loans and overdrafts	21	1,420,892	816,834	510,814	573,963
Obligations under finance leases	22	530,830	356,653	530,830	356,653
Trade creditors		5,179,958	4,330,097	3,892,717	3,501,983
Amounts owed to group undertakings		13,885	-	-	-
Corporation tax payable		116,553	49,789	102,974	49,789
Other taxation and social security		123,661	372,063	68,396	262,907
Other creditors		241,104	74,560	129,282	34,084
Accruals and deferred income		725,966	1,063,128	644,091	850,727
		<u>8,352,849</u>	<u>7,063,124</u>	<u>5,879,104</u>	<u>5,630,106</u>

↳ Hire purchase liabilities are secured against the assets to which they relate.

The bank loan is secured by first legal mortgages over the following properties: 1 Second Avenue, Denbigh Industrial Estate, Bletchley, Milton Keynes; 9 Second Avenue, Denbigh Industrial Estate, Bletchley, Milton Keynes; Land and building to the west of First Avenue, Denbigh Industrial Estate, Bletchley, Milton Keynes.

Further security is provided by an unlimited composite company guarantee by both Broadways Stampings Limited and Dyson Diecastings Limited and a debenture comprising a fixed and floating charge over all assets and undertaking of both companies.

20 Creditors: amounts falling due after more than one year

	Notes	Group 2018 £	2017 £	Company 2018 £	2017 £
Bank loans and overdrafts	21	3,660,622	3,634,417	-	-
Obligations under finance leases	22	834,669	300,996	834,669	300,996
Other creditors		997,786	987,000	178,063	174,500
		<u>5,493,077</u>	<u>4,922,413</u>	<u>1,012,732</u>	<u>475,496</u>

BROADWAYS STAMPINGS LIMITED AND ITS SUBSIDIARY

NOTES TO THE FINANCIAL STATEMENTS (CONTINUED)

FOR THE YEAR ENDED 30 APRIL 2018

20 Creditors: amounts falling due after more than one year (Continued)

Hire purchase liabilities are secured against the assets to which they relate.

The bank loan is secured by first legal mortgages over the following properties: 1 Second Avenue, Denbigh Industrial Estate, Bletchley, Milton Keynes; 9 Second Avenue, Denbigh Industrial Estate, Bletchley, Milton Keynes; Land and building to the west of First Avenue, Denbigh Industrial Estate, Bletchley, Milton Keynes.

Further security is provided by an unlimited composite company guarantee by both Broadways Stampings Limited and Dyson Diecastings Limited and a debenture comprising a fixed and floating charge over all assets and undertaking of both companies.

21 Loans and overdrafts

	Group 2018 £	2017 £	Company 2018 £	2017 £
Bank loans	3,806,772	3,877,288	-	-
Bank overdrafts	1,274,742	573,963	510,814	573,963
	<u>5,081,514</u>	<u>4,451,251</u>	<u>510,814</u>	<u>573,963</u>
Payable within one year	1,420,892	816,834	510,814	573,963
Payable after one year	<u>3,660,622</u>	<u>3,634,417</u>	<u>-</u>	<u>-</u>

The bank loan is secured by first legal mortgages over the following properties: 1 Second Avenue, Denbigh Industrial Estate, Bletchley, Milton Keynes; 9 Second Avenue, Denbigh Industrial Estate, Bletchley, Milton Keynes; Land and building to the west of First Avenue, Denbigh Industrial Estate, Bletchley, Milton Keynes.

Further security is provided by an unlimited composite company guarantee by both Broadways Stampings Limited and Dyson Diecastings Limited and a debenture comprising a fixed and floating charge over all assets and undertaking of both companies.

22 Finance lease obligations

	Group 2018 £	2017 £	Company 2018 £	2017 £
Future minimum lease payments due under finance leases:				
Within one year	530,830	356,653	530,830	356,653
In two to five years	834,669	300,996	834,669	300,996
	<u>1,365,499</u>	<u>657,649</u>	<u>1,365,499</u>	<u>657,649</u>

BROADWAYS STAMPINGS LIMITED AND ITS SUBSIDIARY

NOTES TO THE FINANCIAL STATEMENTS (CONTINUED)

FOR THE YEAR ENDED 30 APRIL 2018

22 Finance lease obligations (Continued)

Finance lease payments represent rentals payable by the company or group for certain items of plant and machinery. Leases include purchase options at the end of the lease period, and no restrictions are placed on the use of the assets. All leases are on a fixed repayment basis and no arrangements have been entered into for contingent rental payments.

23 Deferred taxation

The following are the major deferred tax liabilities and assets recognised by the group and company, and movements thereon:

	Liabilities 2018 £	Liabilities 2017 £
Group		
Accelerated capital allowances	761,095	573,354
	<u>761,095</u>	<u>573,354</u>
	Liabilities 2018 £	Liabilities 2017 £
Company		
Accelerated capital allowances	759,625	573,354
	<u>759,625</u>	<u>573,354</u>
	Group 2018 £	Company 2018 £
Movements in the year:		
Liability at 1 May 2017	573,354	573,354
Charge to profit or loss	187,741	186,271
	<u>761,095</u>	<u>759,625</u>
Liability at 30 April 2018	761,095	759,625
	<u>761,095</u>	<u>759,625</u>

24 Retirement benefit schemes

	2018 £	2017 £
Defined contribution schemes		
Charge to profit or loss in respect of defined contribution schemes	84,771	61,599
	<u>84,771</u>	<u>61,599</u>

A defined contribution pension scheme is operated for all qualifying employees. The assets of the scheme are held separately from those of the group in an independently administered fund.

BROADWAYS STAMPINGS LIMITED AND IT'S SUBSIDIARY

NOTES TO THE FINANCIAL STATEMENTS (CONTINUED)

FOR THE YEAR ENDED 30 APRIL 2018

25 Share capital

	Group and company	
	2018	2017
	£	£
Ordinary share capital		
Authorised		
48,000 Ordinary Class A Shares of £1 each	48,000	48,000
1,000 Ordinary Class B Shares of £1 each	1,000	1,000
1,000 Ordinary Class C Shares of £1 each	1,000	1,000
	<u>50,000</u>	<u>50,000</u>
Issued and fully paid		
10,396 Ordinary Class A Shares of £1 each	10,396	10,396
34 Ordinary Class B Shares of £1 each	34	34
40 Ordinary Class C Shares of £1 each	40	40
	<u>10,470</u>	<u>10,470</u>

26 Reserves

Share premium

This reserve records the amount above the nominal value received for shares sold, less transaction costs.

Revaluation reserve

This reserve records the value of asset revaluations and fair value movements on assets recognised in other comprehensive income.

Profit an loss account

This reserve records retained earnings and accumulated losses.

27 Operating lease commitments

At the reporting end date the group had outstanding commitments for future minimum lease payments under non-cancellable operating leases, which fall due as follows:

	Group		Company	
	2018	2017	2018	2017
	£	£	£	£
Within one year	164,550	155,112	145,756	145,756
Between two and five years	75,661	165,639	26,341	163,715
	<u>240,211</u>	<u>320,751</u>	<u>172,097</u>	<u>309,471</u>

BROADWAYS STAMPINGS LIMITED AND ITS SUBSIDIARY

NOTES TO THE FINANCIAL STATEMENTS (CONTINUED)

FOR THE YEAR ENDED 30 APRIL 2018

28 Capital commitments

Amounts contracted for but not provided in the financial statements:

	Group 2018 £	2017 £	Company 2018 £	2017 £
Acquisition of tangible fixed assets	-	234,000	-	-

29 Related party transactions

Transactions with related parties

During the year the group entered into the following transactions with related parties:

	Sales 2018 £	2017 £	Purchases 2018 £	2017 £
Company				
Dyson Diecasting Limited	121,391	-	105,356	-

	2018 £	2017 £	2018 £	2017 £
Company				
Dyson Diecastings Limited	-	-	-	34,516
Broadways Pension Fund	59,800	59,800	-	-
Mr G M and Mrs EM Williams	40,800	40,800	-	-

Company

The amount due from Dyson Diecastings limited at the year ended 30 April 2018 is £ 341,416 (2017- £ 414,981).

30 Directors' transactions

Group

During the year, Mr G William's advance to the company of £997,000 (2017 : £997,000) was increased by interest of £10,786. This total liability remains outstanding at the balance sheet date and is not due for repayment until 30 June 2021.

Company

During the year, Mr G William's advance to the company of £174,500 (2017 : £174,500) was increased by interest of £3,563. This total liability remains outstanding at the balance sheet date and is not due for repayment until 30 June 2021.

BROADWAYS STAMPINGS LIMITED AND IT'S SUBSIDIARY

NOTES TO THE FINANCIAL STATEMENTS (CONTINUED)

FOR THE YEAR ENDED 30 APRIL 2018

31 Controlling party

The company is controlled by Mr G M Williams and Mrs E M Williams, who each hold 4886 of the ordinary A shares in the company.

32 Cash generated from group operations

	2018	2017
	£	£
Profit for the year after tax	185,940	315,771
Adjustments for:		
Taxation charged	254,505	128,438
Finance costs	84,264	80,519
Investment income	-	(239)
Loss/(gain) on disposal of tangible fixed assets	3,788	(15,000)
Amortisation and impairment of intangible assets	22,204	24,776
Depreciation and impairment of tangible fixed assets	739,706	524,512
Movements in working capital:		
(Increase) in stocks	(854,546)	(729,836)
(Increase) in debtors	(1,187,238)	(1,682,088)
Increase in creditors	454,205	2,994,397
Cash (absorbed by)/generated from operations	<u>(297,172)</u>	<u>1,641,250</u>

33 Cash generated from operations - company

	2018	2017
	£	£
Profit for the year after tax	160,487	368,342
Adjustments for:		
Taxation charged	239,456	128,438
Finance costs	29,234	21,077
Investment income	-	(239)
Loss/(gain) on disposal of tangible fixed assets	3,788	(15,000)
Depreciation and impairment of tangible fixed assets	606,640	425,774
Movements in working capital:		
(Increase)/decrease in stocks	(425,349)	48,146
(Increase) in debtors	(114,584)	(833,496)
Increase in creditors	87,041	991,751
Cash generated from operations	<u>586,713</u>	<u>1,134,793</u>