

Juristic Name : QUANTUM TECHNOLOGY FOUNDATION (THAILAND) CO., LTD.



Select Fiscal Year

2020

2017 2021

Financial Position

Income Statement

Financial Ratios

Compare Yearly

Compare with industry

Registered No : 0105562170671

Statement of Financial Position of QUANTUM TECHNOLOGY FOUNDATION (THAILAND) CO., LTD.

For the year 2018 - 2020

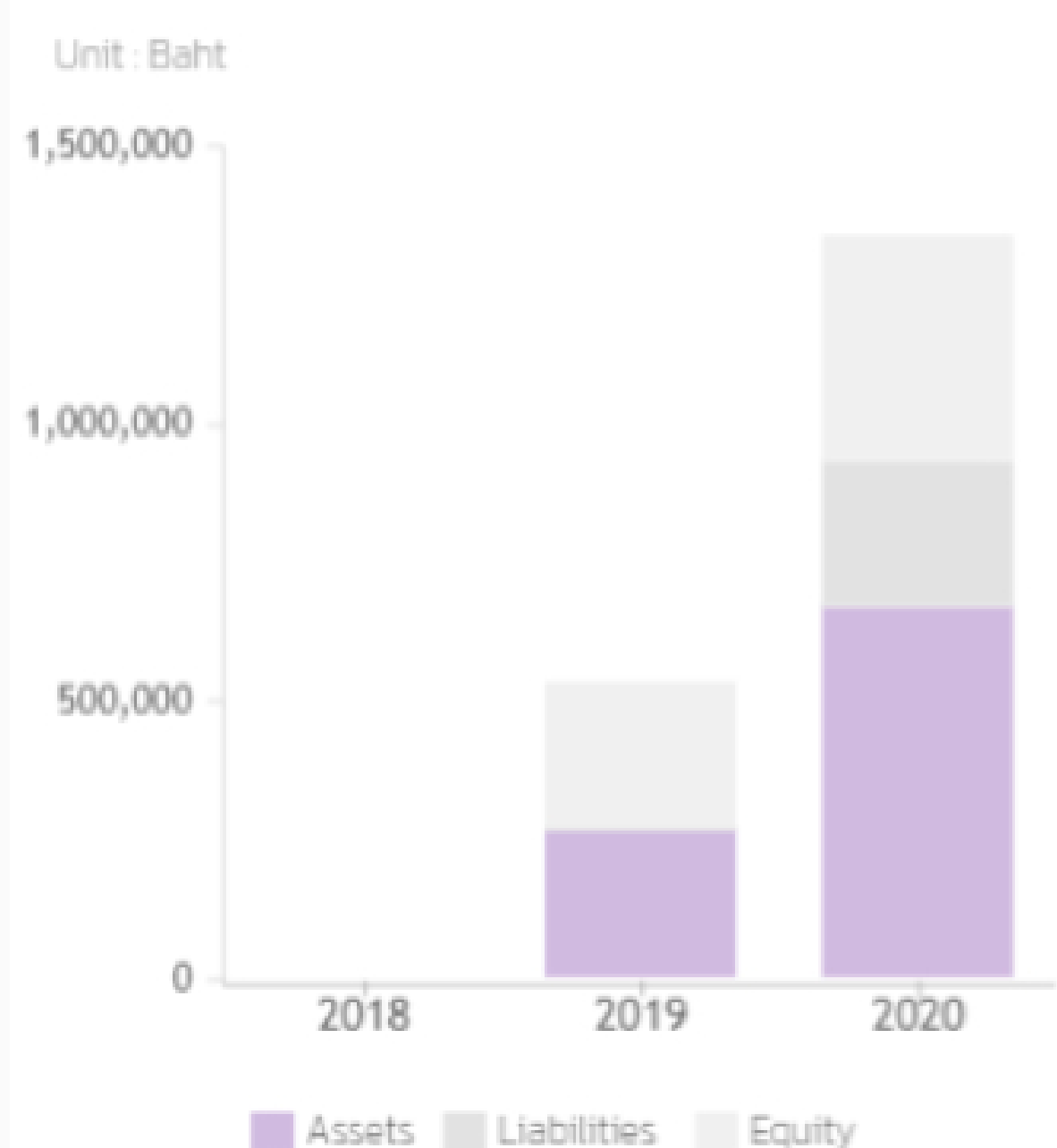
Unit : Baht	2018		2019		2020	
	Amount	%Change	Amount	%Change	Amount	%Change
Accounts Receivable	-	-	500.61	0.00	3,447.80	588.71
Inventories	-	-	-	0.00	-	0.00
Total Current Assets	-	-	267,515.61	0.00	669,791.57	150.37
Property, Plant and Equipment	-	-	-	0.00	-	0.00
Total Non-current Assets	-	-	-	0.00	1,416.00	0.00
Total Assets	-	-	267,515.61	0.00	671,207.57	150.90
Total Current Liabilities	-	-	6,714.29	0.00	262,559.55	3,810.45
Total Non-current Liabilities	-	-	-	0.00	-	0.00
Total Liabilities	-	-	6,714.29	0.00	262,559.55	3,810.45
Equity	-	-	260,801.32	0.00	408,648.02	56.68
Total Liabilities and Equity	-	-	267,515.61	0.00	671,207.57	150.90

- Remark(s) :
1. This statement includes only important accounts.
 2. % Change is a year-over-year change of the current fiscal year and the previous fiscal year amount.
 3. The accounts showing in the statement depend on the accounting format submitted.

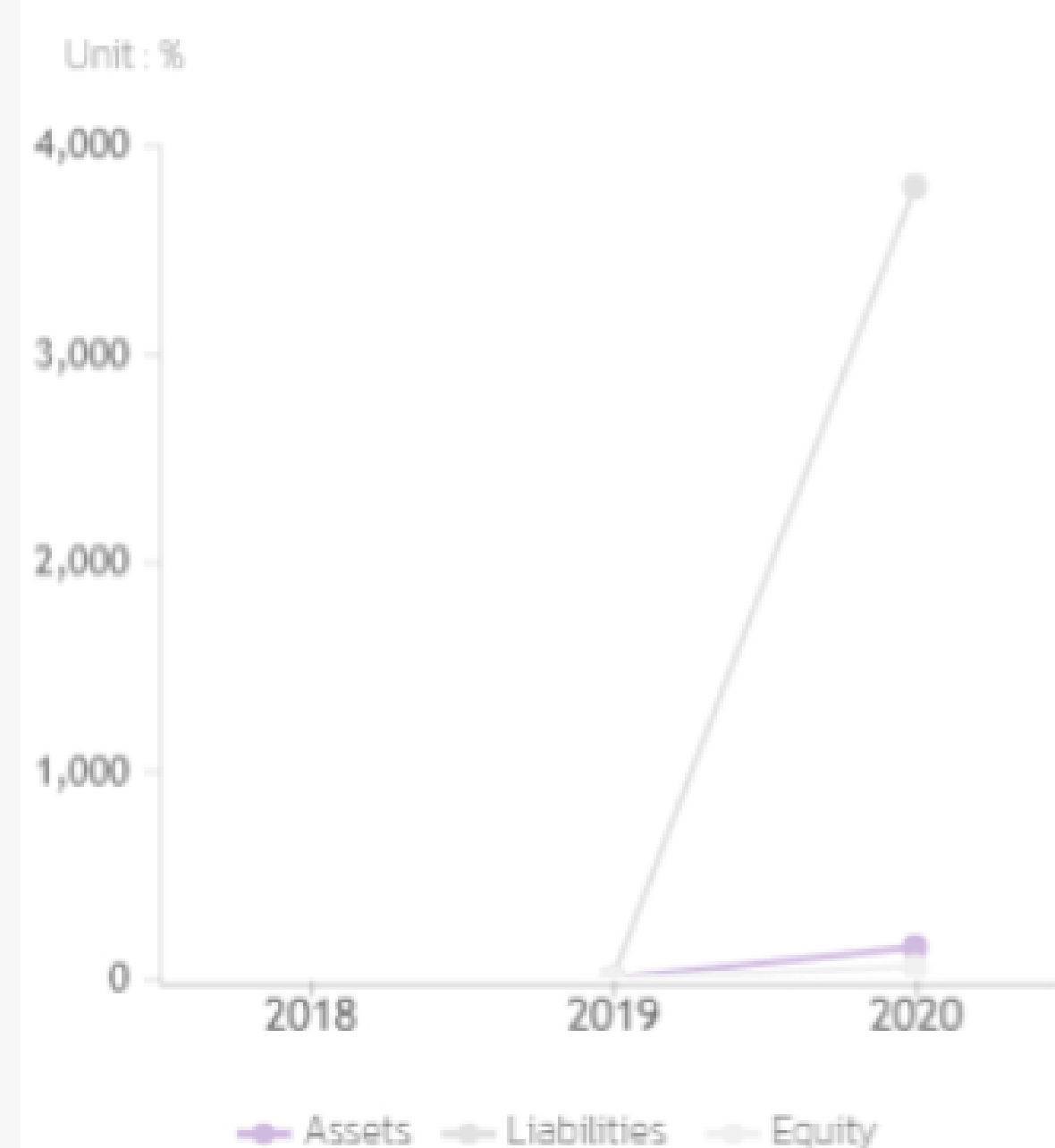
Statement of Financial Position of QUANTUM TECHNOLOGY FOUNDATION (THAILAND) CO., LTD.

For the year 2018 - 2020

Balance Sheet Proportion



Change in Balance Sheet



Juristic Name : QUANTUM TECHNOLOGY FOUNDATION (THAILAND) CO., LTD.



Select Fiscal Year



Financial Position

Income Statement

Financial Ratios

Compare Yearly

Compare with industry

Registered No : 0105562170671

Income Statement of QUANTUM TECHNOLOGY FOUNDATION (THAILAND) CO., LTD.

For the year 2018 - 2020

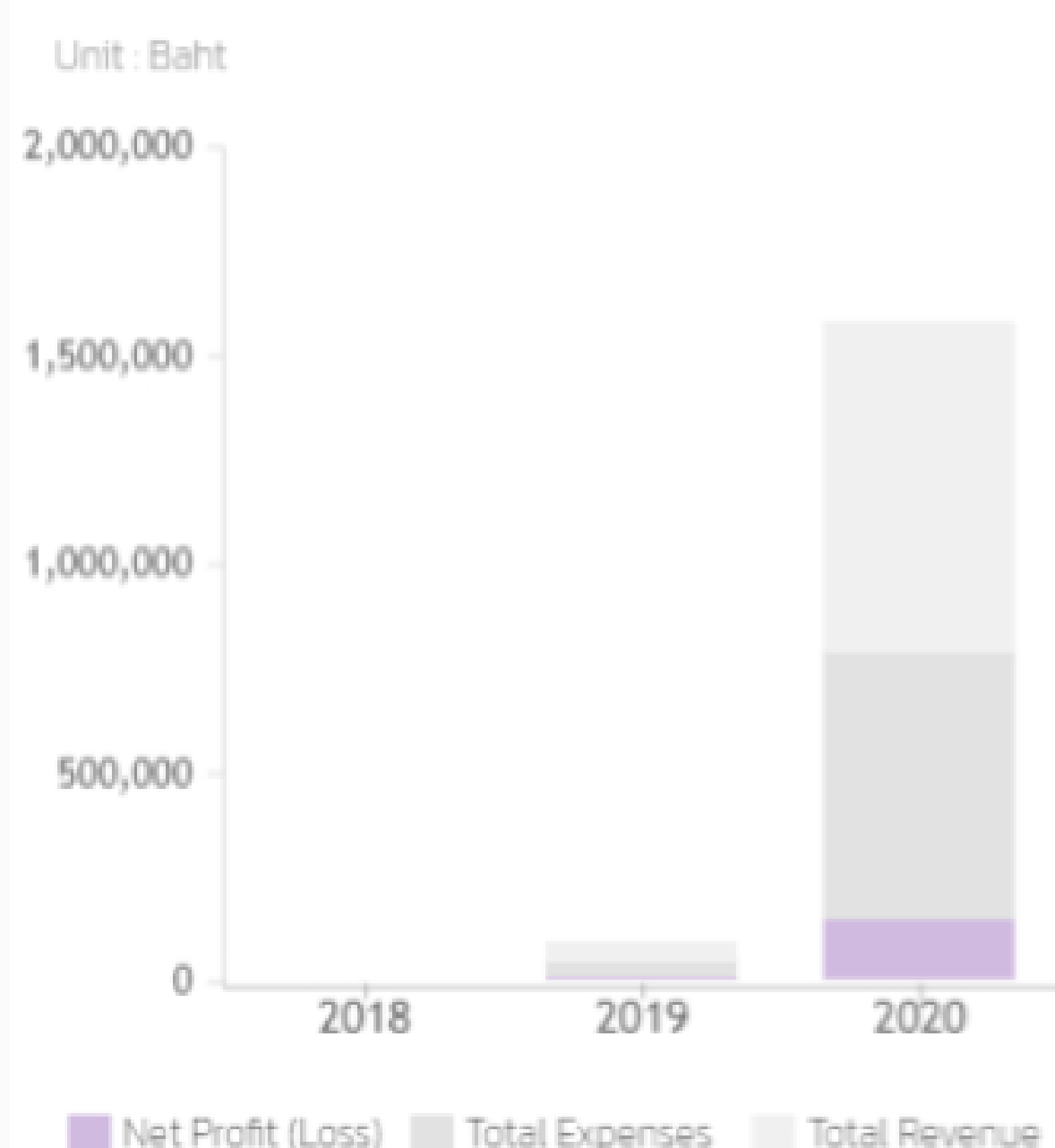
Unit : Baht	2018		2019		2020	
	Amount	%Change	Amount	%Change	Amount	%Change
Revenue from Sales&Services	-	-	47,200.00	0.00	785,754.00	1,564.73
Total Revenue	-	-	47,700.61	0.00	792,520.86	1,561.44
Cost of Goods Sold	-	-	14,809.56	0.00	627,476.57	4,136.96
Gross Profit (Loss)	-	-	-	0.00	-	0.00
Selling&Admin Expenses	-	-	22,089.73	0.00	17,197.59	-22.14
Total Expenses	-	-	36,899.29	0.00	644,674.16	1,647.11
Interest Expenses	-	-	-	0.00	-	0.00
Profit(Loss) before Income Tax	-	-	10,801.32	0.00	147,846.70	1,268.78
Income Tax Expense	-	-	0.00	0.00	0.00	0.00
Net Profit (Loss)	-	-	10,801.32	0.00	147,846.70	1,268.78

- Remark(s) :
1. This statement includes only important accounts.
 2. % Change is a year-over-year change of the current fiscal year and the previous fiscal year amount.
 3. The accounts showing in the statement depend on the accounting format submitted.

Income Statement Proportion Chart of QUANTUM TECHNOLOGY FOUNDATION (THAILAND) CO., LTD.

For the year 2018 - 2020

Income Statement Proportion



Change in Income Statement

