



Juristic Name : BANGKOK SOLAR CO.,LTD.


Registered No : 0105546061951

Income Statement of BANGKOK SOLAR CO.,LTD.

For the year 2018 - 2020

Unit : Baht	2018		2019		2020	
	Amount	%Change	Amount	%Change	Amount	%Change
Revenue from Sales&Services	804,760.00	-31.45	45,138,604.90	5,508.95	4,615,776.57	-89.77
Total Revenue	7,360,643.50	-28.94	57,851,695.92	685.95	167,086,677.11	188.81
Cost of Goods Sold	683,052.64	-29.20	87,300,901.40	12,680.99	81,309,253.62	-6.86
Gross Profit (Loss)	804,760.00	0.00	45,138,604.90	5,508.95	4,615,776.57	-89.77
Selling&Admin Expenses	142,958,514.02	-45.14	171,344,627.77	19.85	100,773,611.54	-41.18
Total Expenses	143,641,566.66	-45.08	258,645,529.17	80.06	182,082,865.16	-29.60
Interest Expenses	0.00	0.00	0.00	0.00	0.00	0.00
Profit(Loss) before Income Tax	-136,280,923.16	45.74	-200,793,833.25	-47.33	-14,996,188.05	92.53
Income Tax Expense	0.00	0.00	0.00	0.00	0.00	0.00
Net Profit (Loss)	-136,280,923.16	45.74	-200,793,833.25	-47.33	-14,996,188.05	92.53

Select Fiscal Year



Financial Position

Income Statement

Financial Ratios

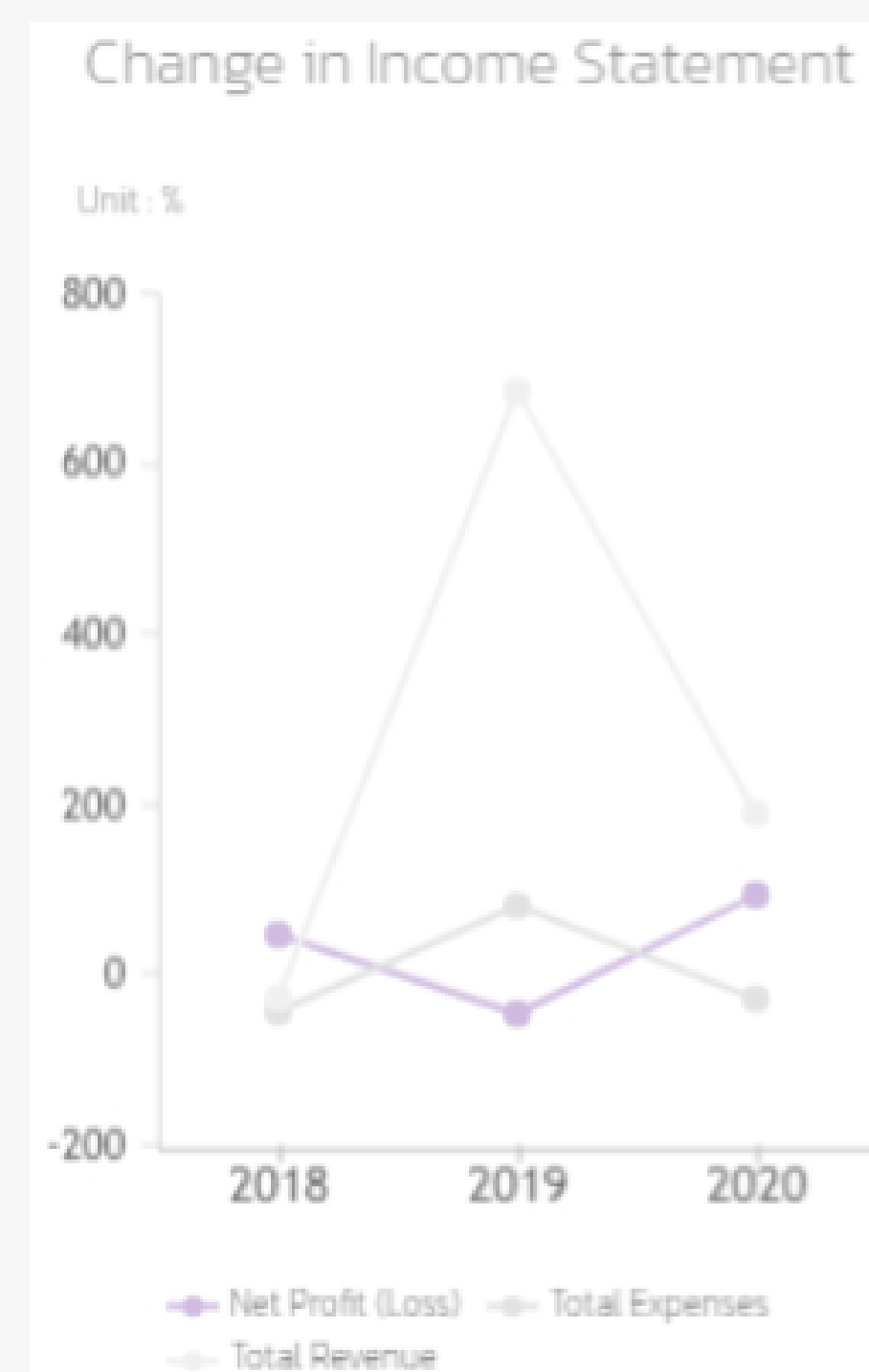
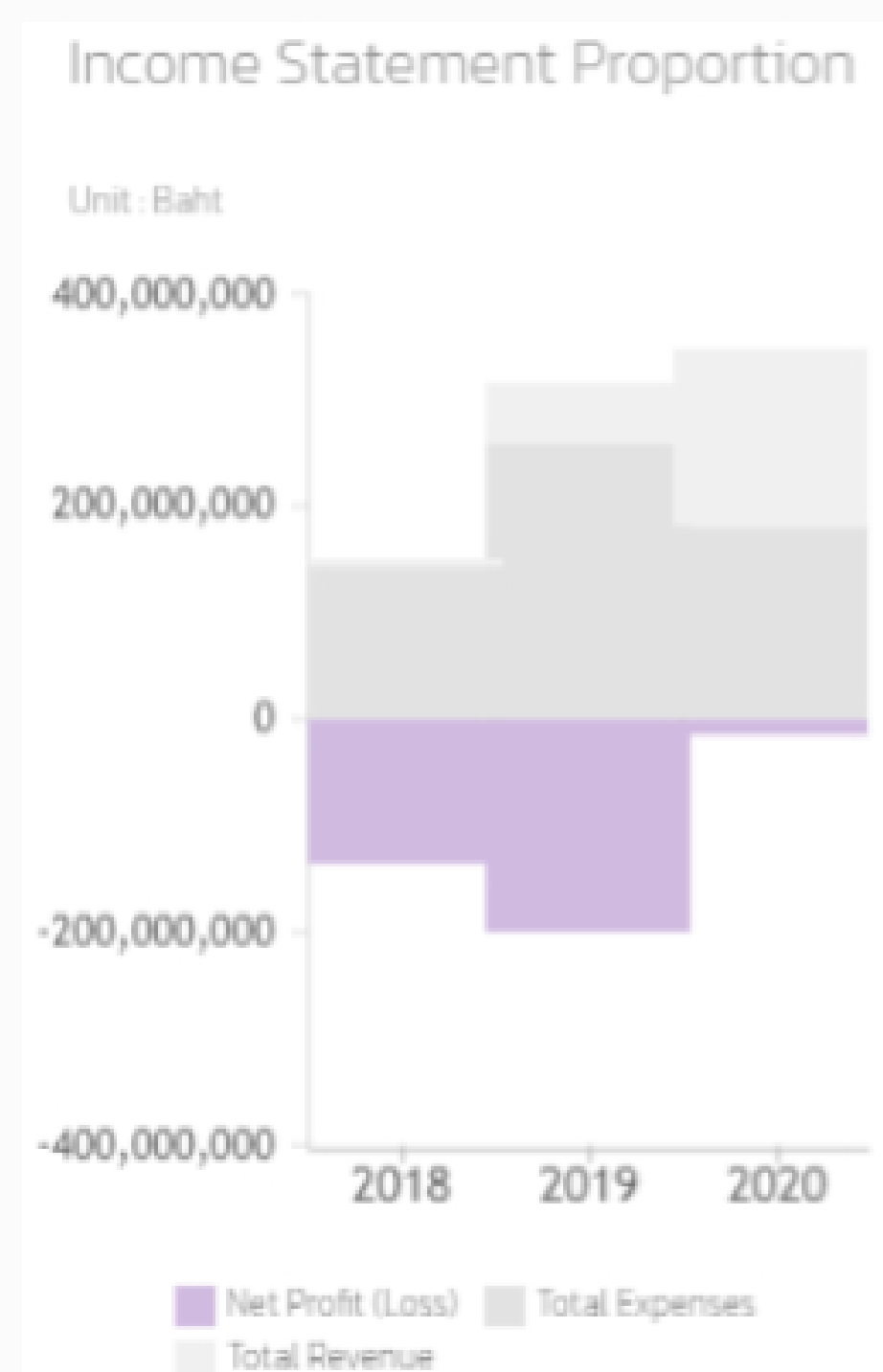
Compare Yearly

Compare with industry

- Remark(s) :
1. This statement includes only important accounts.
 2. % Change is a year-over-year change of the current fiscal year and the previous fiscal year amount.
 3. The accounts showing in the statement depend on the accounting format submitted.

Income Statement Proportion Chart of BANGKOK SOLAR CO.,LTD.

For the year 2018 - 2020





Juristic Name : BANGKOK SOLAR CO.,LTD.


Registered No : 0105546061951

Statement of Financial Position of BANGKOK SOLAR CO.,LTD.

For the year 2018 - 2020

Unit : Baht	2018		2019		2020	
	Amount	%Change	Amount	%Change	Amount	%Change
Accounts Receivable	2,816,952.01	65.76	4,150,487.71	47.33	338,440.99	-91.84
Inventories	218,302,188.62	-4.62	0.00	-100.00	0.00	0.00
Total Current Assets	385,326,901.04	-6.82	254,162,443.58	-34.03	244,788,262.50	-3.68
Property, Plant and Equipment	312,280,401.85	-25.49	278,899,524.90	-10.68	248,368,373.29	-10.94
Total Non-current Assets	390,376,912.33	-21.74	318,724,641.15	-18.35	287,595,773.29	-9.76
Total Assets	775,703,813.37	-14.97	572,887,084.73	-26.14	532,384,035.79	-7.06
Total Current Liabilities	27,190,133.78	-1.38	25,167,238.39	-7.43	11,210.00	-99.95
Total Non-current Liabilities	350,832.50	0.00	350,832.50	0.00	0.00	-100.00
Total Liabilities	27,540,966.28	-1.36	25,518,070.89	-7.34	11,210.00	-99.95
Equity	748,162,847.09	-15.40	547,369,013.84	-26.83	532,372,825.79	-2.73
Total Liabilities and Equity	775,703,813.37	-14.97	572,887,084.73	-26.14	532,384,035.79	-7.06

Select Fiscal Year



Financial Position

Income Statement

Financial Ratios

Compare Yearly

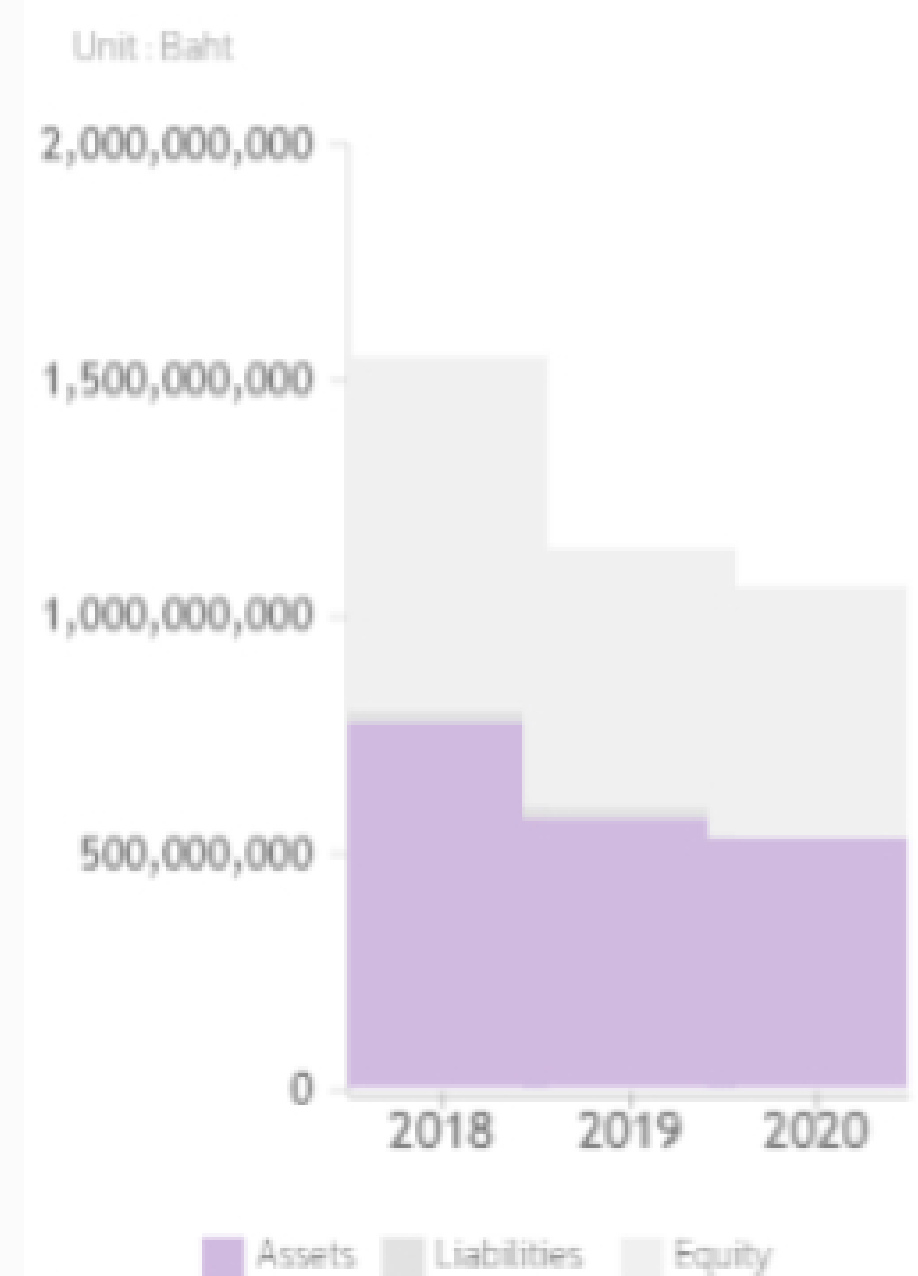
Compare with industry

- Remark(s) :
1. This statement includes only important accounts.
 2. % Change is a year-over-year change of the current fiscal year and the previous fiscal year amount.
 3. The accounts showing in the statement depend on the accounting format submitted.

Statement of Financial Position of BANGKOK SOLAR CO.,LTD.

For the year 2018 - 2020

Balance Sheet Proportion



Change in Balance Sheet

