



Juristic Name : BANGKOK SOLAR CO.,LTD.

Registered No : 0105546061951

### Income Statement of BANGKOK SOLAR CO.,LTD.

For the year 2019 - 2021

Unit : Baht	2019		2020		2021	
	Amount	%Change	Amount	%Change	Amount	%Change
Revenue from Sales&Services	45,138,604.90	5,508.95	4,615,776.57	-89.77	0.00	-100.00
Total Revenue	57,851,695.92	685.95	167,086,677.11	188.81	19,823,239.22	-88.13
Cost of Goods Sold	87,300,901.40	12,680.99	81,309,253.62	-6.86	0.00	-100.00
Gross Profit (Loss)	45,138,604.90	5,508.95	4,615,776.57	-89.77	-	-100.00
Selling&Admin Expenses	171,344,627.77	19.85	100,773,611.54	-41.18	52,805,505.32	-47.59
Total Expenses	258,645,529.17	80.06	182,082,865.16	-29.60	52,805,505.32	-70.99
Interest Expenses	0.00	0.00	0.00	0.00	0.00	0.00
Profit(Loss) before Income Tax	-200,793,833.25	-47.33	-14,996,188.05	92.53	-32,982,266.10	-119.93
Income Tax Expense	0.00	0.00	0.00	0.00	0.00	0.00
Net Profit (Loss)	-200,793,833.25	-47.33	-14,996,188.05	92.53	-32,982,266.10	-119.93

Select Fiscal Year



Financial Position

**Income Statement**

Financial Ratios

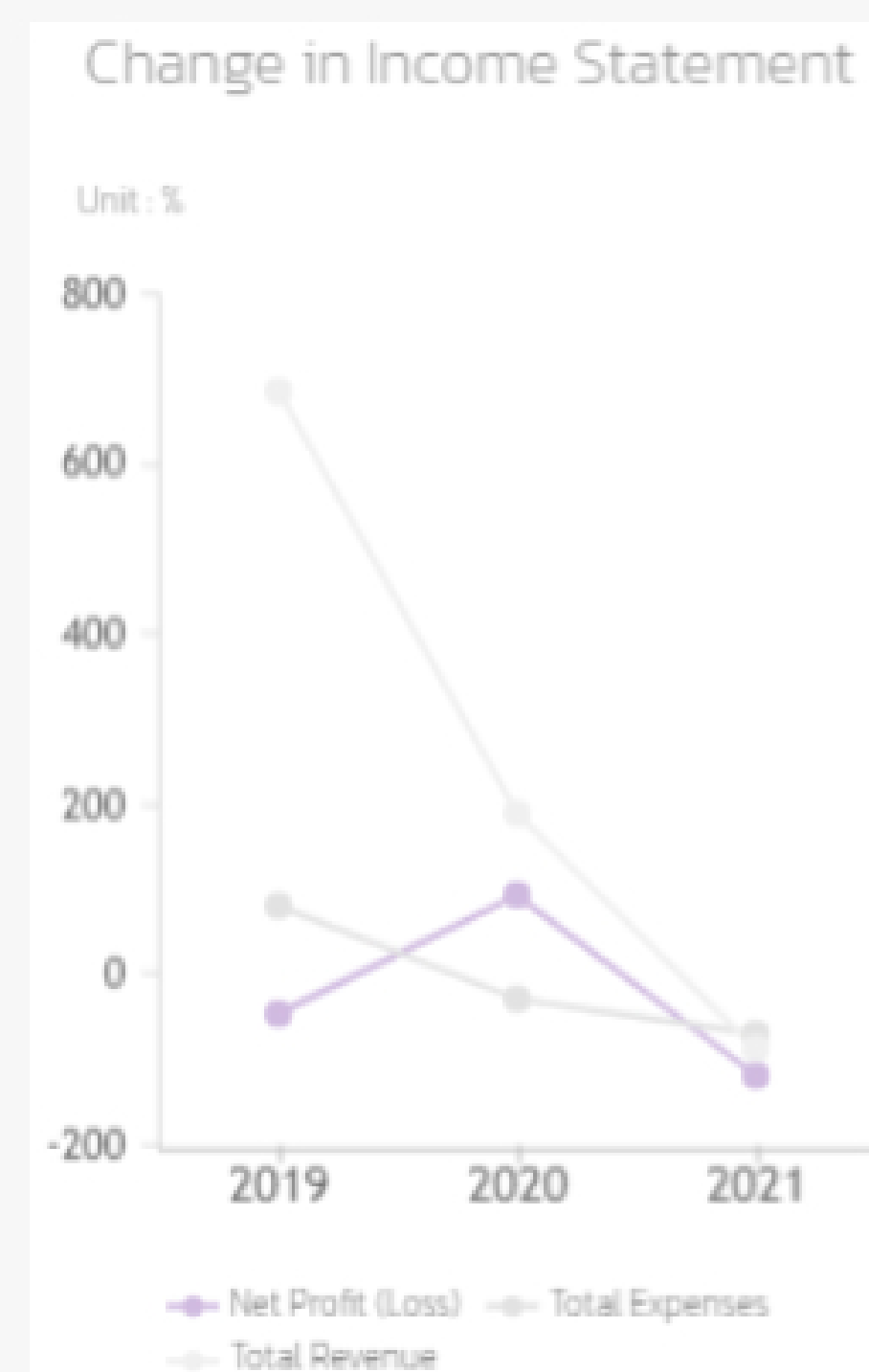
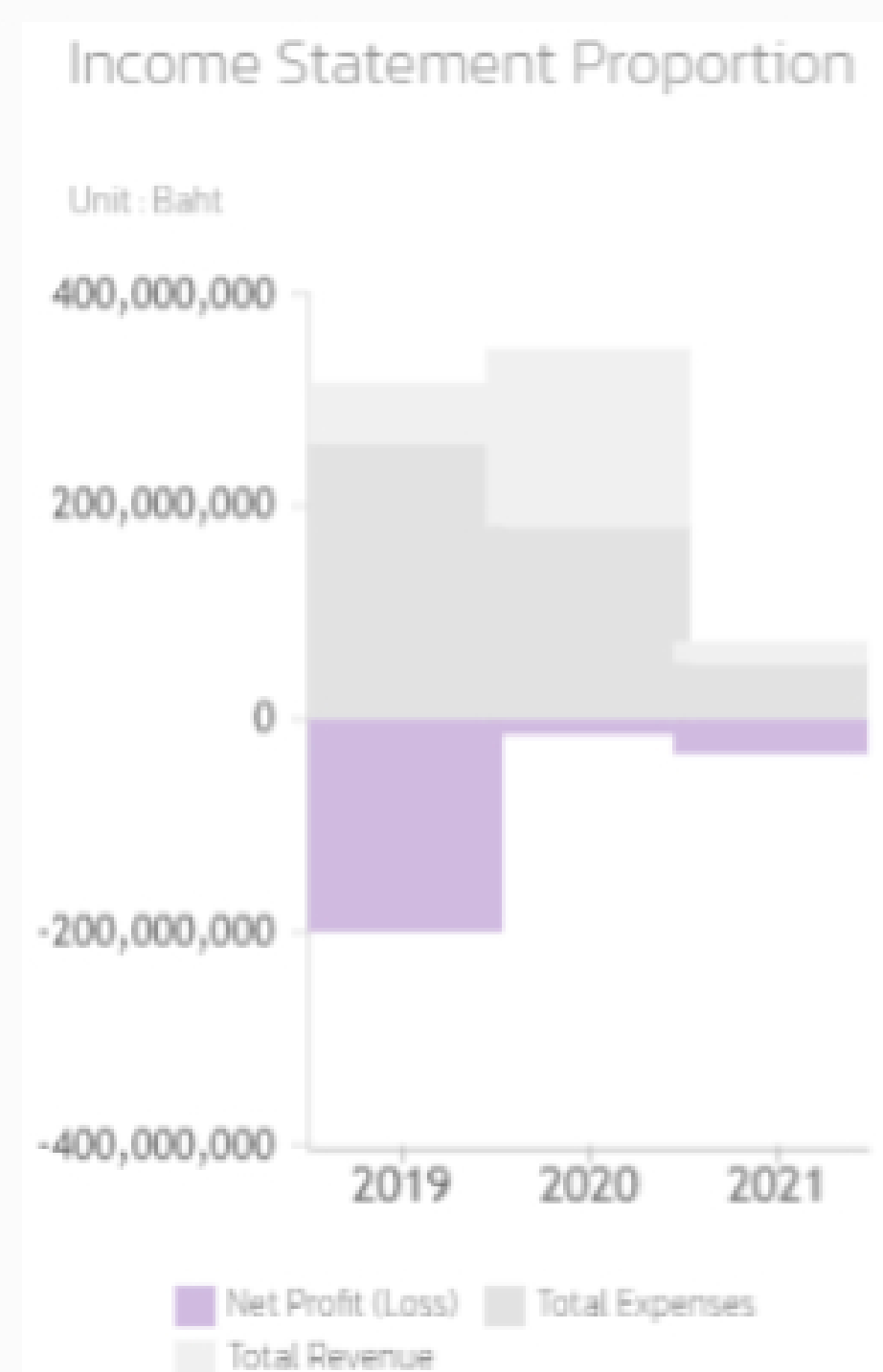
Compare Yearly

Compare with industry

- Remark(s) :
1. This statement includes only important accounts.
  2. % Change is a year-over-year change of the current fiscal year and the previous fiscal year amount.
  3. The accounts showing in the statement depend on the accounting format submitted.

### Income Statement Proportion Chart of BANGKOK SOLAR CO.,LTD.

For the year 2019 - 2021





Juristic Name : BANGKOK SOLAR CO.,LTD.

Registered No : 0105546061951

### Statement of Financial Position of BANGKOK SOLAR CO.,LTD.

For the year 2019 - 2021

Unit : Baht	2019		2020		2021	
	Amount	%Change	Amount	%Change	Amount	%Change
Accounts Receivable	4,150,487.71	47.33	338,440.99	-91.84	1,805,902.38	433.59
Inventories	0.00	-100.00	0.00	0.00	0.00	0.00
Total Current Assets	254,162,443.58	-34.03	244,788,262.50	-3.68	239,976,216.46	-1.96
Property, Plant and Equipment	278,899,524.90	-10.68	248,368,373.29	-10.94	220,198,553.23	-11.34
Total Non-current Assets	318,724,641.15	-18.35	287,595,773.29	-9.76	259,425,953.23	-9.79
<b>Total Assets</b>	<b>572,887,084.73</b>	<b>-26.14</b>	<b>532,384,035.79</b>	<b>-7.06</b>	<b>499,402,169.69</b>	<b>-6.19</b>
Total Current Liabilities	25,167,238.39	-7.43	11,210.00	-99.95	11,610.00	3.56
Total Non-current Liabilities	350,832.50	0.00	0.00	-100.00	0.00	0.00
Total Liabilities	25,518,070.89	-7.34	11,210.00	-99.95	11,610.00	3.56
Equity	547,369,013.84	-26.83	532,372,825.79	-2.73	499,390,559.69	-6.19
<b>Total Liabilities and Equity</b>	<b>572,887,084.73</b>	<b>-26.14</b>	<b>532,384,035.79</b>	<b>-7.06</b>	<b>499,402,169.69</b>	<b>-6.19</b>

Select Fiscal Year



Financial Position

Income Statement

Financial Ratios

Compare Yearly

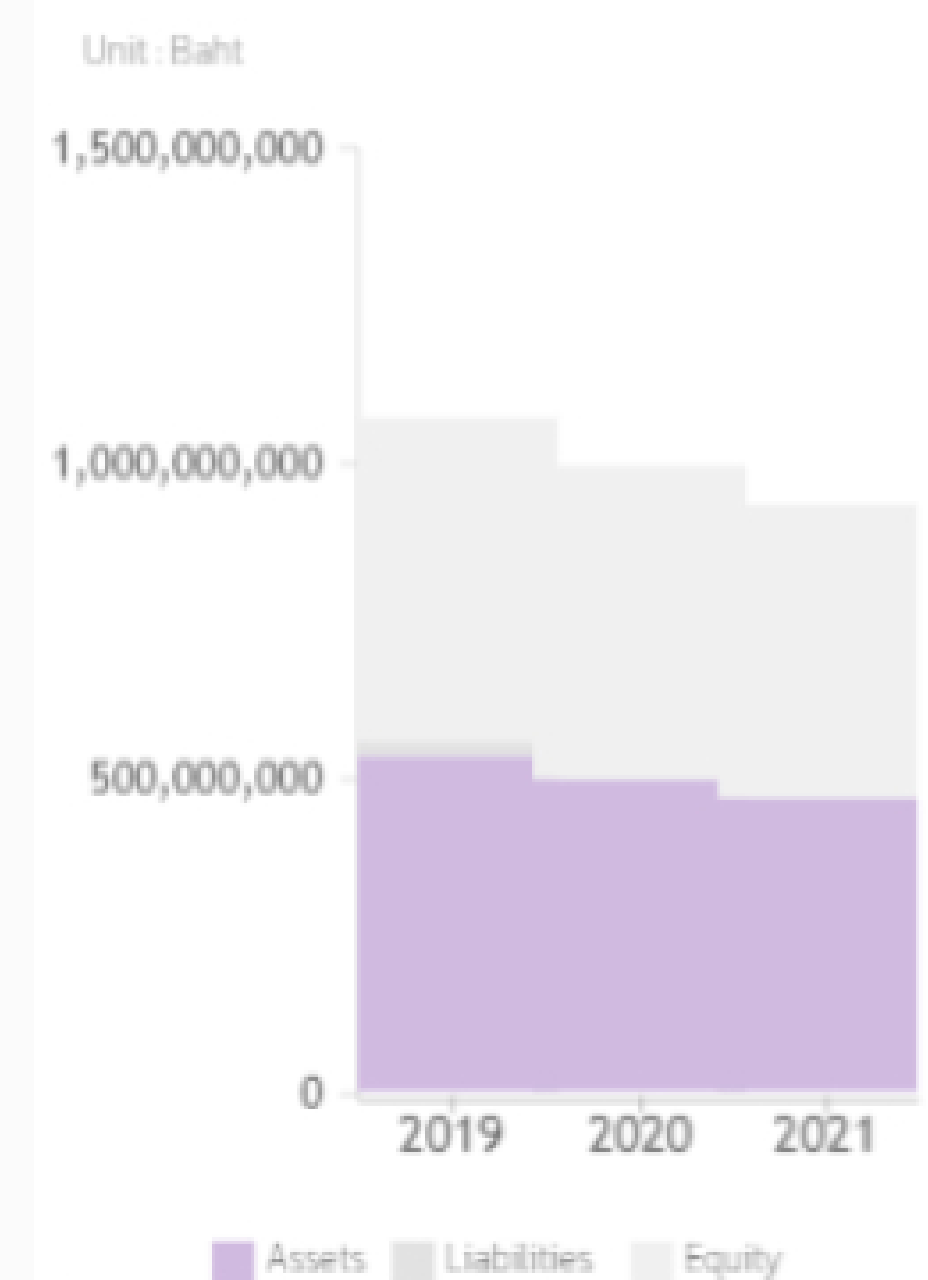
Compare with industry

- Remark(s) :
1. This statement includes only important accounts.
  2. % Change is a year-over-year change of the current fiscal year and the previous fiscal year amount.
  3. The accounts showing in the statement depend on the accounting format submitted.

### Statement of Financial Position of BANGKOK SOLAR CO.,LTD.

For the year 2019 - 2021

#### Balance Sheet Proportion



#### Change in Balance Sheet

